

OCR


Oxford Cambridge and RSA

F**Friday 13 November 2020 – Morning****GCSE (9–1) Combined Science
(Physics) A (Gateway Science)****J250/05 Paper 5 (Foundation Tier)****Time allowed: 1 hour 10 minutes****You must have:**

- a ruler (cm/mm)
- the Data Sheet for GCSE (9–1) Combined Science (Physics) A (inside this document)

You can use:

- a scientific or graphical calculator
- an HB pencil

Please write clearly in black ink. **Do not write in the barcodes.**

Centre number

--	--	--	--	--

Candidate number

--	--	--	--

First name(s)

Last name

INSTRUCTIONS

- Use black ink. You can use an HB pencil, but only for graphs and diagrams.
- Write your answer to each question in the space provided. If you need extra space use the lined pages at the end of this booklet. The question numbers must be clearly shown.
- Answer **all** the questions.
- Where appropriate, your answer should be supported with working. Marks might be given for using a correct method, even if your answer is wrong.

INFORMATION

- The total mark for this paper is **60**.
- The marks for each question are shown in brackets [].
- Quality of extended response will be assessed in questions marked with an asterisk (*).
- This document has **28** pages.

ADVICE

- Read each question carefully before you start your answer.

2
SECTION A

Answer **all** the questions.

You should spend a maximum of 20 minutes on this section.

Write your answer to each question in the box provided.

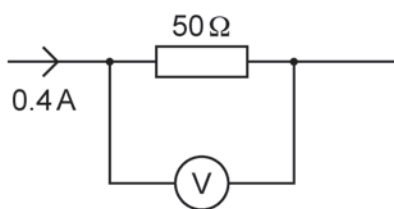
1 Which action increases the strength of an electromagnet?

- A Decreasing the current.
- B Decreasing the number of turns of wire.
- C Increasing the number of turns of wire.
- D Using a copper core.

Your answer

[1]

2 Look at the circuit diagram.



What is the potential difference across the $50\ \Omega$ resistor?

Use the equation: potential difference = current \times resistance

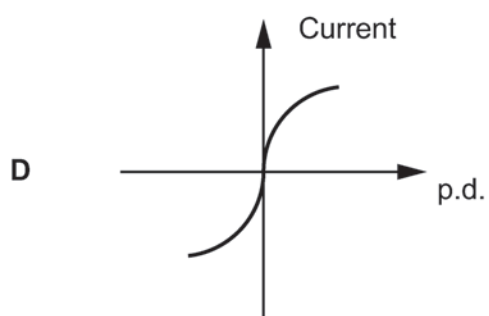
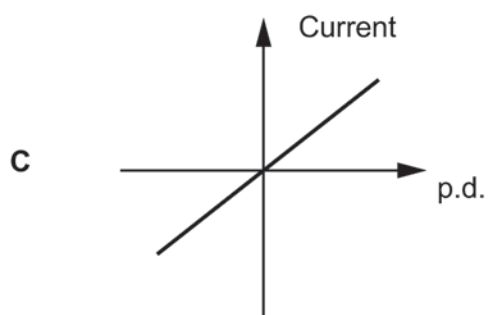
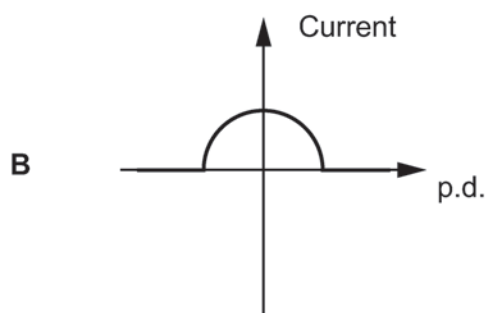
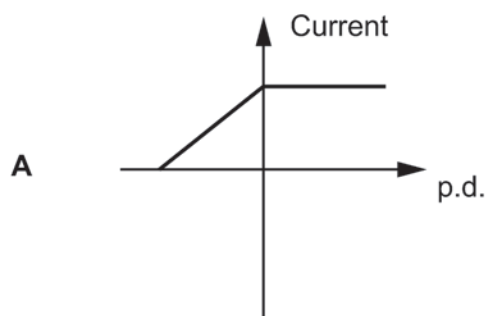
- A 0.008 V
- B 12.5 V
- C 20 V
- D 125 V

Your answer

[1]

3

3 Which is the correct graph for a filament lamp?



Your answer

[1]

4

- 4 A man has a mass of 70 kg.

What is the weight of the man?

Use the equation: gravity force = mass \times gravitational field strength

The gravitational field strength on Earth = 10 N/kg.

- A 0.7 N
- B 7 N
- C 700 N
- D 700 000 N

Your answer

[1]

- 5 Vectors and scalars are different.

Which statement is correct?

- A Speed has a direction. It is a vector.
- B Speed only has size. It is a scalar.
- C Velocity is a scalar and a vector.
- D Velocity only has size. It is a scalar.

Your answer

[1]

- 6 The unit of force is the newton (N). The unit of distance is the metre (m).

Which unit is the same as the newton-metre (Nm)?

Use the equation: work done = force \times distance

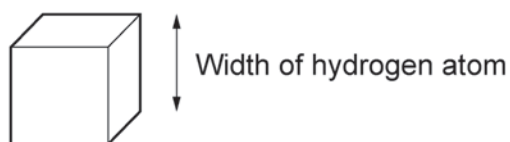
- A Joules (J)
- B Kilograms (kg)
- C Newtons per kilogram (N/kg)
- D Watts (W)

Your answer

[1]

5

- 7 A physics student says a hydrogen atom is like a cube.



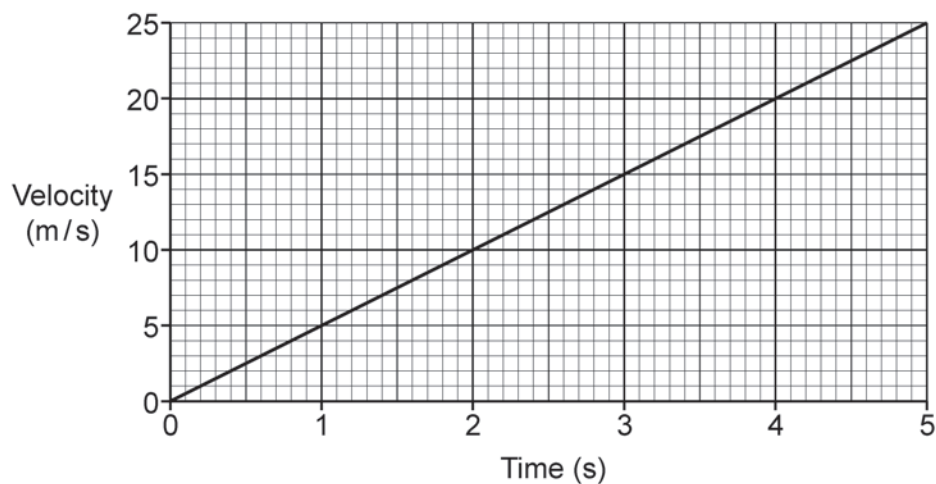
What is the **approximate** volume of this hydrogen atom?

- A $1 \times 10^{-30} \text{ m}^3$
- B $1 \times 10^{-27} \text{ m}^3$
- C $1 \times 10^{-10} \text{ m}^3$
- D $1 \times 10^{-9} \text{ m}^3$

Your answer

[1]

- 8 This is a velocity-time graph for a car.



Calculate the acceleration of the car.

Use the equation: acceleration = change in velocity \div time

- A 0.2 m/s^2
- B 5 m/s^2
- C 6 m/s^2
- D 25 m/s^2

Your answer

[1]

6

9 Which statement describes an atom?

- A The nucleus is smaller than the atom and contains no mass.
- B The nucleus is smaller than the atom and contains most of the mass.
- C The nucleus orbits the electrons and contains most of the mass.
- D The nucleus orbits the protons and contains electrons.

Your answer

[1]

10 Which row of the table describes a physical change?

	Process	Material
A	Can be reversed	Keeps new properties when reversed.
B	Can be reversed	Returns to original properties when reversed.
C	Cannot be reversed	Has new properties after the change.
D	Cannot be reversed	Keeps its original properties after the change.

Your answer

[1]

7

SECTION B

Answer **all** the questions.

- 11 An aerosol canister contains a non-flammable gas at high pressure. The aerosol canister should **not** be exposed to high temperatures.



Aerosol canister containing a non-flammable gas

Complete the sentences using the words below.

You can use each word once, more than once, or not at all.

accelerate**collide****faster****pressure****slower****temperature****vibrate****volume**

When the temperature of the gas in the aerosol canister increases, gas particles move

.....

The gas particles with the sides of the aerosol canister more often.

The of the gas increases, so the aerosol canister may explode.

[3]

12 Two students, **P** and **Q**, are each calculating their mean speed when running 200 m.

One lap of a running track is 400 m.

- (a) To be able to calculate their mean speed the students must use **two** pieces of apparatus and measure **two** quantities.

Draw lines to join the pictures to the correct name of the apparatus they should use.

Draw lines to join the name of the apparatus selected to the quantities they measure.

Picture of apparatus

Name of apparatus

Quantities



30 cm ruler

Length of 200 m from the start.



Trundle wheel

Time to start moving.



Newton meter

Time to travel 200 m.



Stopwatch

Length of 1 lap of the track.

[3]

- (b) Student **P** makes three attempts at running 200 m. This is the results table showing the times achieved by student **P**.

Time 1 (s)	Time 2 (s)	Time 3	Mean (s)
31	31.2	10.1	

First row →
Second row →

- (i) Look at the **first row** of the table.

What mistake has the student made?

..... [1]

- (ii) Look at the **second row** of the table.

How many decimal places should the student have for **Time 1**?

..... [1]

- (iii) Calculate the mean of the data in the table.

Mean = s [1]

- (iv) Suggest what the student could do to improve their experiment.

.....

 [1]

10

(c) This is part of the results table for student **Q** who runs 200 m.

Mean (s)
40

Calculate the mean speed of student **Q** running 200 m.

Use the equation: distance travelled = speed \times time

Mean speed = m/s [3]

11
BLANK PAGE

PLEASE DO NOT WRITE ON THIS PAGE

- 13 Salol is a solid at room temperature. A student heats some salol in a boiling tube, as shown in Fig. 13.1.

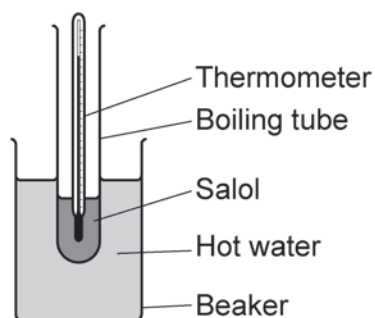


Fig. 13.1

She measures the temperature of the salol at different times. Fig. 13.2 is a graph of her results.

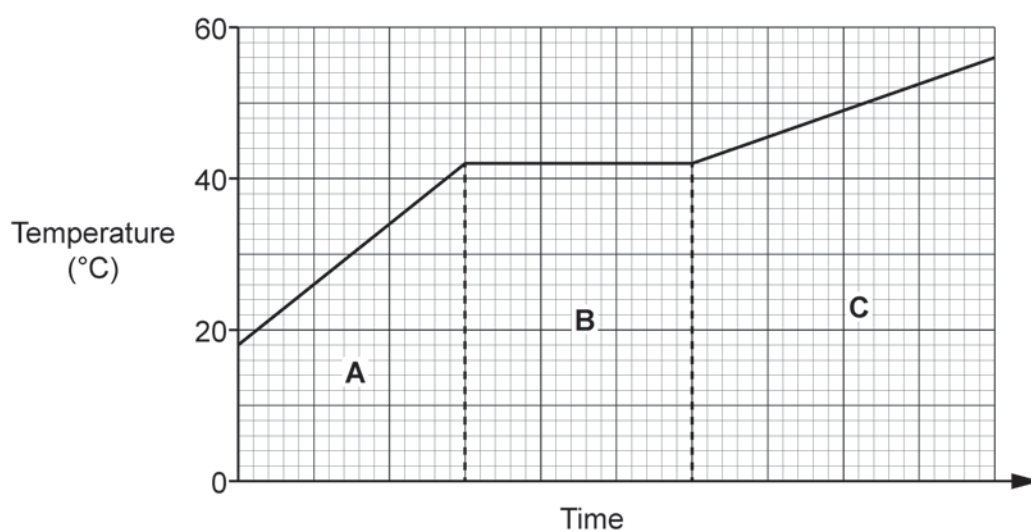


Fig. 13.2

- (a) Fig. 13.3 is a model of particles in salol.

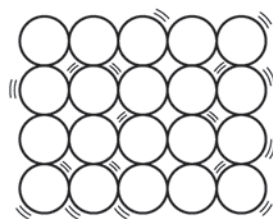


Fig. 13.3

In which part of the graph, **A**, **B** or **C**, would the particles look like those in Fig. 13.3?

Tick (✓) **one** box.

- A**
- B**
- C**

[1]

(b) What is the melting point of salol?

Melting point = °C [1]

(c) In which part of the graph, **A**, **B** or **C**, is salol a solid **and** a liquid?

Tick (✓) **one** box.

A

B

C

[1]

(d) Complete the sentences using the words or phrases below.

You can use each word or phrase once, more than once, or not at all.

break **decreases** **form** **increases** **stays the same**

In part **B** of the graph, bonds between salol particles

In part **B** of the graph, the temperature

In part **B** of the graph, the kinetic energy store of the salol

In part **B** of the graph, the mass of the salol

[4]

14

- (e) (i) The student is given 20 grams (g) of salol.

What is the mass of salol in kilograms (kg)?

Mass = kg [1]

- (ii) The specific latent heat of fusion of salol is 89700 J/kg.

How much thermal energy is needed to completely melt 0.01 kg of salol?

Use an equation from the Data Sheet to help you.

Thermal energy = J [2]

14 Plastic rods are used in static electricity experiments.

(a) Describe how a student could charge a plastic rod.

.....
 [1]

(b) Fig. 14.1 is a diagram of a plastic rod before being charged.

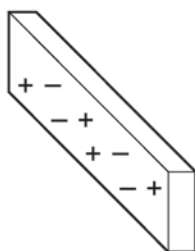


Fig. 14.1

Explain why the plastic rod becomes positively charged.

You may add to the diagram to explain your answer.

.....
 [2]

(c) A teacher has two charged rods. One rod is positively charged.

She holds the positively charged rod near the other charged rod.

The rods move towards each other, as shown in Fig. 14.2.

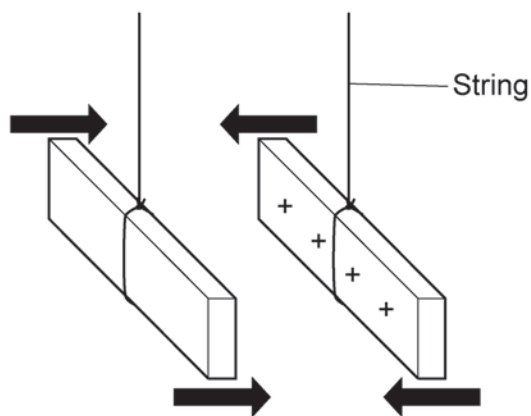


Fig. 14.2

Explain why the rods move towards each other.

.....

 [2]

15 Look at the circuit in Fig. 15.3. The lamps in the circuit are identical.

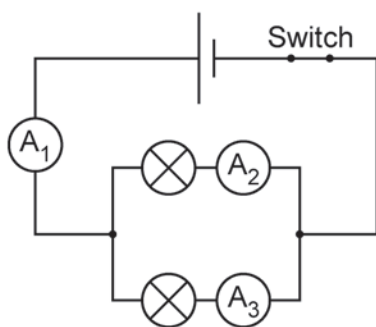


Fig. 15.3

(a) Ammeter A_2 reads 500 mA.

What is the reading on ammeter A_1 and ammeter A_3 in **amps (A)**?

Ammeter A_1 = A

Ammeter A_3 = A
[2]

(b) Ammeter A_2 still reads 0.5 A.

How much charge flows through ammeter A_2 in 20 seconds?

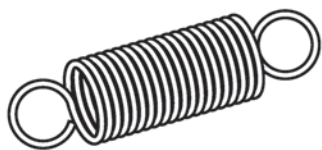
Use the equation: charge flow = current \times time

Charge flow = C [2]

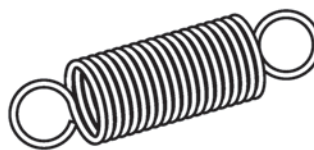
17
BLANK PAGE

PLEASE DO NOT WRITE ON THIS PAGE

16* A student is conducting an experiment by hanging some masses on two springs, **A** and **B**, and recording the extension.

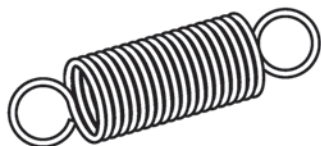
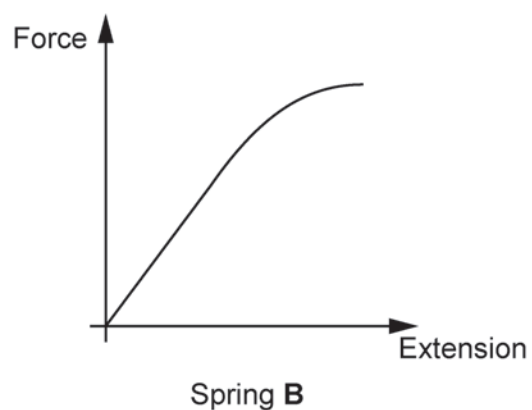
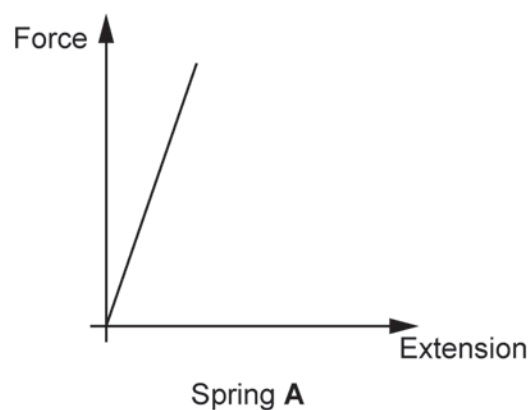


Spring **A** before the experiment

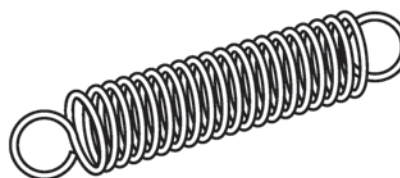


Spring **B** before the experiment

Here are graphs of his results:



Spring **A** after the experiment



Spring **B** after the experiment

19

Use the graphs to describe the properties of spring **A** and spring **B**.

Write about Hooke's law in your answer.

.....

.....

.....

.....

.....

.....

.....

.....

.....

.....

.....

.....

.....

.....

..... [6]

17 This question is about magnetic fields.

(a) Fig. 17.1 is a diagram of the magnetic field around a bar magnet.

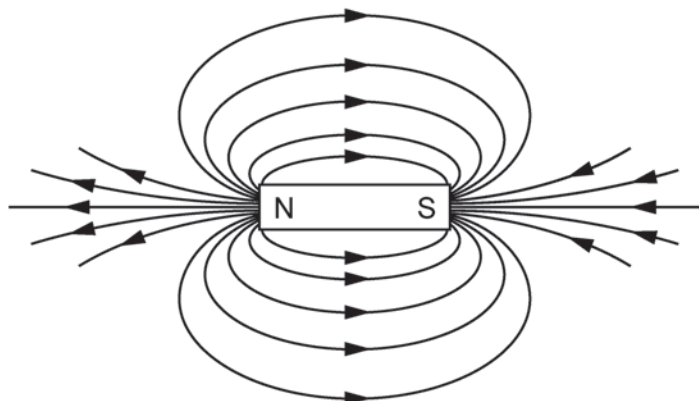


Fig. 17.1

The field lines give information about magnetic forces.

State **two** pieces of information Fig. 17.1 gives you.

- 1.....
-
- 2.....
-

[2]

(b) A student has a permanent magnet and three metal blocks marked **A**, **B** and **C**, as shown in Fig. 17.2.

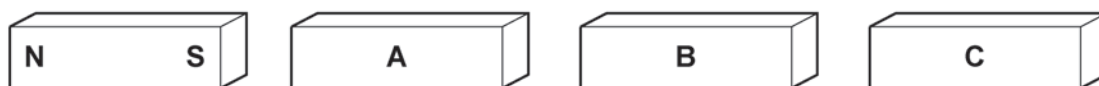


Fig. 17.2

- One block is a permanent magnet.
- One block is a piece of copper.
- One block is a piece of iron.

Explain how the student can use the permanent magnet to identify block **A**, **B** and **C**.

.....

.....

.....

.....

.....

..... [3]

(c) Fig. 17.3 is a picture of a dipping compass.

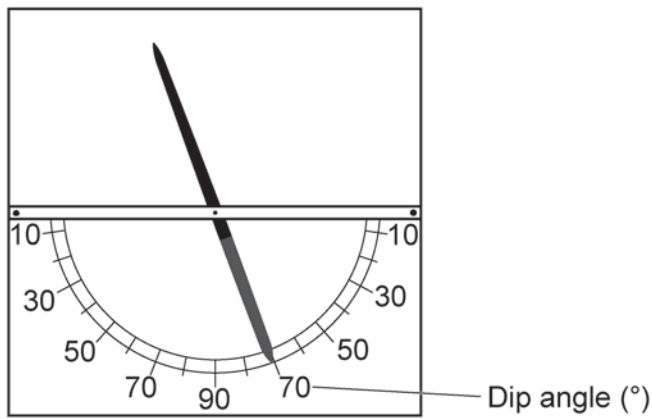


Fig. 17.3

The dip angle can be measured at different distances from the Earth's North pole.

The graph in Fig. 17.4 shows how the dip angle varies with distance from the Earth's North pole.

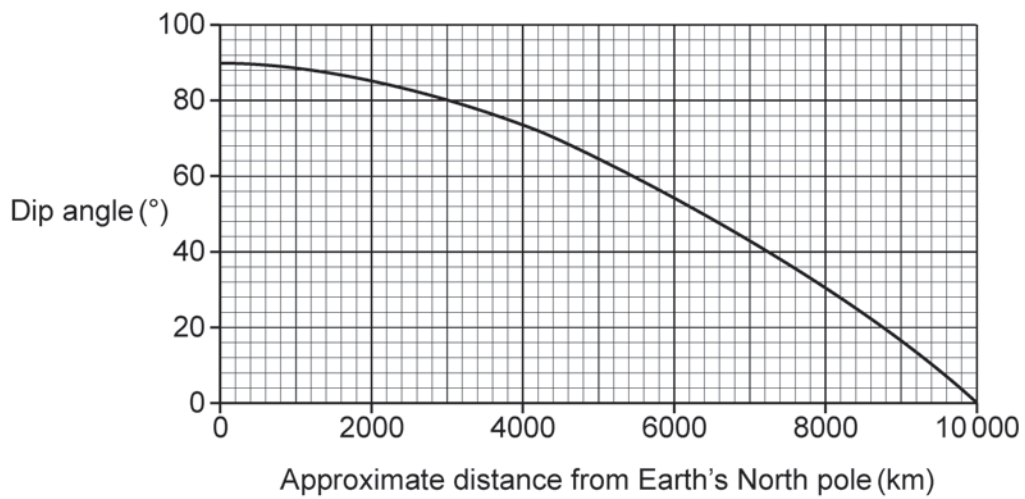


Fig. 17.4

(i) Describe the relationship shown in the graph in Fig. 17.4.

.....

.....

..... [2]

23

- (ii) London is approximately 4200 km from the North pole.

Use the graph in **Fig. 17.4** to estimate the dip angle in London.

Dip angle =° [1]

- (iii) The actual value of the dip angle in London is 66° , with an uncertainty of $\pm 3^\circ$.

Is the value you obtained in part (c)(ii) accurate? Explain your answer.

.....
..... [1]

- (iv) The dipping compass gives important information about the Earth.

Describe what the dipping compass tells us about the Earth.

.....
..... [1]

- (d) The graph in **Fig. 17.5** shows how the magnetic field strength around a straight wire decreases with distance from the wire.

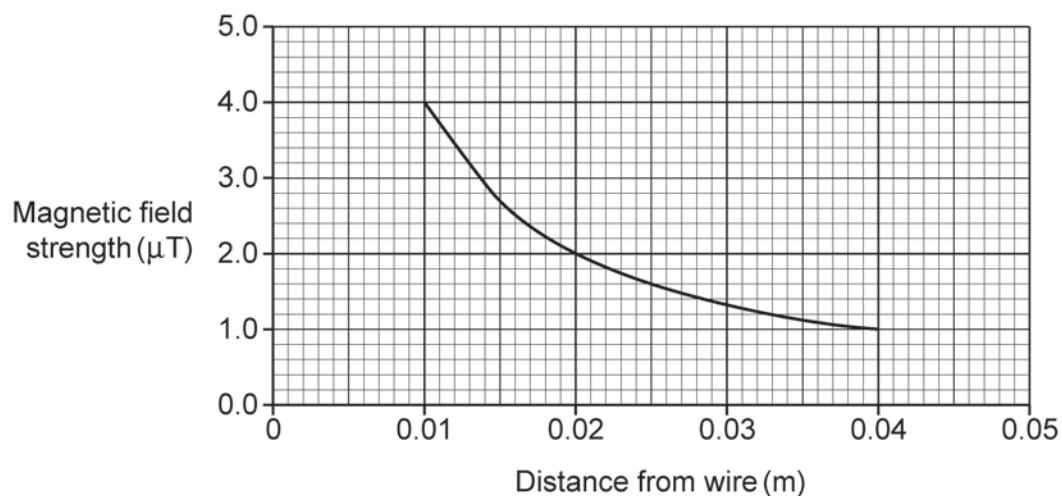


Fig. 17.5

Two students are discussing the graph in **Fig. 17.5**. This is what they say:

Student **X**: 'As distance doubles, field strength is multiplied by 0.25.'

Student **Y**: 'As distance doubles, field strength is multiplied by 0.75.'

Use the graph in **Fig. 17.5** to evaluate each statement.

.....

.....

.....

..... [2]

END OF QUESTION PAPER

ADDITIONAL ANSWER SPACE

If additional space is required, you should use the following lined page(s). The question number(s) must be clearly shown in the margin(s).

A large rectangular area with a solid vertical line on the left side and horizontal dotted lines extending across the page, providing space for writing answers.

A large grid of dotted lines for writing, consisting of 23 horizontal rows and a vertical margin line on the left side.

A series of horizontal dotted lines for writing, spanning the width of the page and separated by a vertical solid line on the left side.

A large area of the page is filled with horizontal dotted lines, providing a space for writing answers. A solid vertical line runs down the left side of this area, creating a margin.



Copyright Information

OCR is committed to seeking permission to reproduce all third-party content that it uses in its assessment materials. OCR has attempted to identify and contact all copyright holders whose work is used in this paper. To avoid the issue of disclosure of answer-related information to candidates, all copyright acknowledgements are reproduced in the OCR Copyright Acknowledgements Booklet. This is produced for each series of examinations and is freely available to download from our public website (www.ocr.org.uk) after the live examination series. If OCR has unwittingly failed to correctly acknowledge or clear any third-party content in this assessment material, OCR will be happy to correct its mistake at the earliest possible opportunity.

For queries or further information please contact The OCR Copyright Team, The Triangle Building, Shaftesbury Road, Cambridge CB2 8EA.

OCR is part of the Cambridge Assessment Group; Cambridge Assessment is the brand name of University of Cambridge Local Examinations Syndicate (UCLES), which is itself a department of the University of Cambridge.