

Foundation

GCSE

Combined Science Chemistry A Gateway Science

J250/03: Paper 3 (Foundation Tier)

General Certificate of Secondary Education

Mark Scheme for June 2022

OCR (Oxford Cambridge and RSA) is a leading UK awarding body, providing a wide range of qualifications to meet the needs of candidates of all ages and abilities. OCR qualifications include AS/A Levels, Diplomas, GCSEs, Cambridge Nationals, Cambridge Technicals, Functional Skills, Key Skills, Entry Level qualifications, NVQs and vocational qualifications in areas such as IT, business, languages, teaching/training, administration and secretarial skills.

It is also responsible for developing new specifications to meet national requirements and the needs of students and teachers. OCR is a not-for-profit organisation; any surplus made is invested back into the establishment to help towards the development of qualifications and support, which keep pace with the changing needs of today's society.

This mark scheme is published as an aid to teachers and students, to indicate the requirements of the examination. It shows the basis on which marks were awarded by examiners. It does not indicate the details of the discussions which took place at an examiners' meeting before marking commenced.

All examiners are instructed that alternative correct answers and unexpected approaches in candidates' scripts must be given marks that fairly reflect the relevant knowledge and skills demonstrated.

Mark schemes should be read in conjunction with the published question papers and the report on the examination.

© OCR 2022

MARKING INSTRUCTIONS**PREPARATION FOR MARKING****RM ASSESSOR**

1. Make sure that you have accessed and completed the relevant training packages for on-screen marking: *RM Assessor Online Training*; *OCR Essential Guide to Marking*.
2. Make sure that you have read and understood the mark scheme and the question paper for this unit. These are available in RM Assessor.
3. Log-in to RM Assessor and mark the **required number** of practice responses (“scripts”) and the **required number** of standardisation responses.

MARKING

1. Mark strictly to the mark scheme.
2. Marks awarded must relate directly to the marking criteria.
3. The schedule of dates is very important. It is essential that you meet the RM Assessor 50% and 100% (traditional 50% Batch 1 and 100% Batch 2) deadlines. If you experience problems, you must contact your Team Leader (Supervisor) without delay.
4. If you are in any doubt about applying the mark scheme, consult your Team Leader by telephone, email or via the RM Assessor messaging system.

5. Crossed Out Responses

Where a candidate has crossed out a response and provided a clear alternative then the crossed out response is not marked. Where no alternative response has been provided, examiners may give candidates the benefit of the doubt and mark the crossed out response where legible.

Rubric Error Responses – Optional Questions

Where candidates have a choice of question across a whole paper or a whole section and have provided more answers than required, then all responses are marked and the highest mark allowable within the rubric is given. Enter a mark for each question answered into RM assessor, which will select the highest mark from those awarded. *(The underlying assumption is that the candidate has penalised themselves by attempting more questions than necessary in the time allowed.)*

Multiple Choice Question Responses

When a multiple choice question has only a single, correct response and a candidate provides two responses (even if one of these responses is correct), then no mark should be awarded (as it is not possible to determine which was the first response selected by the candidate).

When a question requires candidates to select more than one option/multiple options, then local marking arrangements need to ensure consistency of approach.

Contradictory Responses

When a candidate provides contradictory responses, then no mark should be awarded, even if one of the answers is correct.

Short Answer Questions (requiring only a list by way of a response, usually worth only **one mark per response**)

Where candidates are required to provide a set number of short answer responses then only the set number of responses should be marked.

The response space should be marked from left to right on each line and then line by line until the required number of responses have been considered. The remaining responses should not then be marked. Examiners will have to apply judgement as to whether a 'second response' on a line is a development of the 'first response', rather than a separate, discrete response. *(The underlying assumption is that the candidate is attempting to hedge their bets and therefore getting undue benefit rather than engaging with the question and giving the most relevant/correct responses.)*

Short Answer Questions (requiring a more developed response, worth **two or more marks**)

If the candidates are required to provide a description of, say, three items or factors and four items or factors are provided, then mark on a similar basis – that is downwards (as it is unlikely in this situation that a candidate will provide more than one response in each section of the response space.)

Longer Answer Questions (requiring a developed response)

Where candidates have provided two (or more) responses to a medium or high tariff question which only required a single (developed) response and not crossed out the first response, then only the first response should be marked. Examiners will need to apply professional judgement as to whether the second (or a subsequent) response is a 'new start' or simply a poorly expressed continuation of the first response.

6. Always check the pages (and additional objects if present) at the end of the response in case any answers have been continued there. If the candidate has continued an answer there then add a tick to confirm that the work has been seen.
7. Award No Response (NR) if:
 - there is nothing written in the answer space

Award Zero '0' if:

- anything is written in the answer space and is not worthy of credit (this includes text and symbols).

Team Leaders must confirm the correct use of the NR button with their markers before live marking commences and should check this when reviewing scripts.

8. The RM Assessor **comments box** is used by your Team Leader to explain the marking of the practice responses. Please refer to these comments when checking your practice responses. **Do not use the comments box for any other reason.**

If you have any questions or comments for your Team Leader, use the phone, the RM Assessor messaging system, or email.

9. Assistant Examiners will send a brief report on the performance of candidates to their Team Leader (Supervisor) via email by the end of the marking period. The report should contain notes on particular strengths displayed as well as common errors or weaknesses. Constructive criticism of the question paper/mark scheme is also appreciated.

10. For answers marked by levels of response:

Read through the whole answer from start to finish, using the Level descriptors to help you decide whether it is a strong or weak answer. The indicative scientific content in the Guidance column indicates the expected parameters for candidates' answers, but be prepared to recognise and credit unexpected approaches where they show relevance. Using a 'best-fit' approach based on the skills and science content evidenced within the answer, first decide which set of level descriptors, Level 1, Level 2 or Level 3, best describes the overall quality of the answer.

Once the level is located, award the higher or lower mark:

The higher mark should be awarded where the level descriptor has been evidenced and all aspects of the communication statement (in italics) have been met.

The lower mark should be awarded where the level descriptor has been evidenced but aspects of the communication statement (in italics) are missing.















In summary:

The skills and science content determines the level.

The communication statement determines the mark within a level.

Level of response question on this paper is **14**.

11. Annotations available in RM Assessor

Annotation	Meaning
	Correct response
	Incorrect response
	Omission mark
	Benefit of doubt given
	Contradiction
	Rounding error
	Error in number of significant figures
	Error carried forward
	Level 1
	Level 2
	Level 3
	Benefit of doubt not given
	Noted but no credit given
	Ignore

12. Abbreviations, annotations and conventions used in the detailed Mark Scheme (to include abbreviations and subject-specific conventions).

Annotation	Meaning
/	alternative and acceptable answers for the same marking point
✓	Separates marking points
DO NOT ALLOW	Answers which are not worthy of credit
IGNORE	Statements which are irrelevant
ALLOW	Answers that can be accepted
()	Words which are not essential to gain credit
—	Underlined words must be present in answer to score a mark
ECF	Error carried forward
AW	Alternative wording
ORA	Or reverse argument

13. Subject-specific Marking Instructions

INTRODUCTION

Your first task as an Examiner is to become thoroughly familiar with the material on which the examination depends. This material includes:

- the specification, especially the assessment objectives
- the question paper
- the mark scheme.

You should ensure that you have copies of these materials.

You should ensure also that you are familiar with the administrative procedures related to the marking process. These are set out in the OCR booklet **Instructions for Examiners**. If you are examining for the first time, please read carefully **Appendix 5 Introduction to Script Marking: Notes for New Examiners**.

Please ask for help or guidance whenever you need it. Your first point of contact is your Team Leader.

The breakdown of Assessment Objectives for GCSE (9-1) in Combined Science A:

	Assessment Objective
AO1	Demonstrate knowledge and understanding of scientific ideas and scientific techniques and procedures.
AO1.1	Demonstrate knowledge and understanding of scientific ideas.
AO1.2	Demonstrate knowledge and understanding of scientific techniques and procedures.
AO2	Apply knowledge and understanding of scientific ideas and scientific enquiry, techniques and procedures.
AO2.1	Apply knowledge and understanding of scientific ideas.
AO2.2	Apply knowledge and understanding of scientific enquiry, techniques and procedures.
AO3	Analyse information and ideas to interpret and evaluate, make judgements and draw conclusions and develop and improve experimental procedures.
AO3.1	Analyse information and ideas to interpret and evaluate.
AO3.1a	Analyse information and ideas to interpret.
AO3.1b	Analyse information and ideas to evaluate.
AO3.2	Analyse information and ideas to make judgements and draw conclusions.
AO3.2a	Analyse information and ideas to make judgements.
AO3.2b	Analyse information and ideas to draw conclusions.
AO3.3	Analyse information and ideas to develop and improve experimental procedures.
AO3.3a	Analyse information and ideas to develop experimental procedures.
AO3.3b	Analyse information and ideas to improve experimental procedures.

J250/03

Mark Scheme

June 2022

For answers to Section A if an answer box is blank ALLOW correct indication of answer e.g. circled or underlined.

Question	Answer	Marks	AO element	Guidance
1	A ✓	1	1.2	
2	B ✓	1	1.2	
3	C ✓	1	2.2	
4	C ✓	1	1.1	
5	C ✓	1	2.2	
6	A ✓	1	1.2	
7	A ✓	1	1.1	
8	B ✓	1	1.1	
9	B ✓	1	2.1	
10	B ✓	1	2.1	

J250/03

Mark Scheme

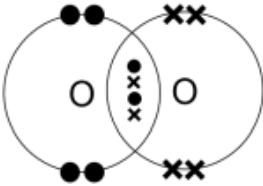
June 2022

Question		Answer	Marks	AO element	Guidance
11	(a)	<p>The molecules of nitrogen and oxygen break apart. ✓</p> <p>The atoms then join together to form nitrogen dioxide. ✓</p> <p>This is called a chemical change. ✓</p>	3	3 x 1.1	
	(b)	$\text{N}_2 + 2\text{O}_2 \rightarrow 2\text{NO}_2$ ✓	1	2.2	
	(c) (i)	<p>(g) <input type="checkbox"/></p> <p>(l) <input checked="" type="checkbox"/></p> <p>(s) <input type="checkbox"/> ✓</p>	1	2.1	
	✓ (ii)	<p>-11°C <input type="checkbox"/></p> <p>-9°C <input type="checkbox"/></p> <p>23°C <input type="checkbox"/> ✓</p>	1	3.2b	
	(d)	<p>FIRST CHECK ANSWER IN TABLE</p> <p>If answer = 46 award 2 marks</p> <p>(M_r =) 14.0 + 16.0 + 16.0 ✓</p> <p>= 46 ✓</p>	2	<p>1 x 1.2</p> <p>1 x 2.2</p>	

J250/03

Mark Scheme

June 2022

	(e)	 <p data-bbox="360 440 734 472">4 'electrons' in the overlap ✓</p> <p data-bbox="360 507 707 539">Rest of structure correct ✓</p>	2	2.2	<p data-bbox="1391 169 1984 201">ALLOW any combination of dots and crosses</p> <p data-bbox="1391 507 1921 539">Ionic structure = 0 marks for the question</p>
--	-----	--	---	-----	---

J250/03

Mark Scheme

June 2022

Question		Answer	Marks	AO element	Guidance												
12	(a)	<table border="1"> <thead> <tr> <th>Particle</th> <th>Relative mass</th> <th>Relative charge</th> </tr> </thead> <tbody> <tr> <td>proton</td> <td>1</td> <td>+1 ✓</td> </tr> <tr> <td>neutron</td> <td>1 ✓</td> <td>0</td> </tr> <tr> <td>electron</td> <td></td> <td>-1 ✓</td> </tr> </tbody> </table>	Particle	Relative mass	Relative charge	proton	1	+1 ✓	neutron	1 ✓	0	electron		-1 ✓	3	3 x 1.1	<p>ALLOW 1+ / positive / +</p> <p>ALLOW 1- / negative / -</p>
Particle	Relative mass	Relative charge															
proton	1	+1 ✓															
neutron	1 ✓	0															
electron		-1 ✓															
	(b)	<table> <tbody> <tr> <td>1.672×10^{-27}</td> <td><input type="checkbox"/></td> <td></td> </tr> <tr> <td>1.837×10^3</td> <td><input type="checkbox"/></td> <td></td> </tr> <tr> <td>5.445×10^{-4}</td> <td><input checked="" type="checkbox"/></td> <td>✓</td> </tr> </tbody> </table>	1.672×10^{-27}	<input type="checkbox"/>		1.837×10^3	<input type="checkbox"/>		5.445×10^{-4}	<input checked="" type="checkbox"/>	✓	1	3.2b				
1.672×10^{-27}	<input type="checkbox"/>																
1.837×10^3	<input type="checkbox"/>																
5.445×10^{-4}	<input checked="" type="checkbox"/>	✓															
	(c)	<p>Structure of atom showing particles (electrons) orbiting a nucleus ✓</p> <p>2 electrons in orbit, 4 particles in the nucleus ✓</p> <p>Correct number of particles, all in correct places, all correctly labelled ✓</p>	3	3 x 1.1	<p>Labels not required. Assume particles are electrons unless labelled otherwise</p> <p>IGNORE labelling of protons and neutrons for this mark</p> <p>ALLOW the use of correct charges to identify particles</p>												

J250/03

Mark Scheme

June 2022

	(d)	(i)	A <u>and</u> E ✓	1	2.1	ALLOW Na / sodium and K / potassium Answers can be in either order
		(ii)	E ✓	1	2.1	ALLOW K / potassium
		(iii)	F ✓	1	2.1	ALLOW carbon DO NOT ALLOW C unless candidate has written symbols of elements instead of A – F in other answers for 12(d)
		(iv)	D <u>and</u> F ✓	1	2.1	Answers can be in either order ALLOW Carbon 12 and Carbon 13
		(v)	C ✓	1	2.1	ALLOW Mg / magnesium
	(e)		(student) B or $AlCl_3$ ✓ Idea that the (total) positive charge must equal the (total) negative charge / correct working out of formula shown ✓	2	2 x 3.1b	ALLOW the idea that 3 chloride ions are formed by gaining 3 electrons from one Aluminium atom

J250/03

Mark Scheme

June 2022

Question		Answer	Marks	AO element	Guidance
13	(a)	69.8 - 70.3 (g) ✓	1	3.2a	
	(b)	Idea that the mass decreases / it gets lighter ✓ At 6 minutes it stops decreasing / stays the same ✓ Idea that hydrogen is produced / a gas is produced / hydrogen or a gas leaves the flask ✓	3	2 x 3.1a 1 x 1.2	ALLOW stays the same after 5 minutes
	(c)	Mass stops decreasing / mass remains constant ✓	1	3.1b	ALLOW the reaction stops at 6 mins / the last 3 results are the same
	(d)	FIRST CHECK ANSWER IN TABLE If answer = 71.6 award 3 marks (71.5 + 71.4 + 71.8) ÷ 3 OR 214.7 ÷ 3 ✓ = 71.56 / 71.566 / 71.567 ✓ = 71.6 ✓	3	2 x 2.2 1 x 1.2	ALLOW 2 marks for 71.56 up to calculator value ECF if processing of data has given an incorrect answer but correctly expressed to one decimal place

J250/03

Mark Scheme

June 2022

Question	Answer	Marks	AO element	Guidance
14*	<p>Please refer to the marking instructions on page 4 of this mark scheme for guidance on how to mark this question.</p> <p>Level 3 (5–6 marks) Identifies mistakes AND suggests improvements, with explanations, so a pure and / or dry sample of sodium chloride can be obtained</p> <p><i>There is a well-developed line of reasoning which is clear and logically structured. The information presented is relevant and substantiated.</i></p> <p>Level 2 (3–4 marks) Identifies mistakes OR suggests improvements, with an explanation, so sample can be obtained. Sample may not be sodium chloride or be pure or dry.</p> <p><i>There is a line of reasoning presented with some structure. The information presented is relevant and supported by some evidence.</i></p> <p>Level 1 (1–2 marks) Identifies mistakes OR suggests improvements so sample can be obtained but sample may not be sodium chloride or be pure or dry.</p> <p><i>There is an attempt at a logical structure with a line of reasoning. The information is in the most part relevant.</i></p> <p>0 marks <i>No response or no response worthy of credit.</i></p>	6	3 x 2.2 3 x 3.3a	<p>AO2.2 Apply knowledge and understanding of scientific enquiry, techniques and procedures Describes mistakes in method e.g.</p> <ul style="list-style-type: none"> • uses incorrect acid • uses too much indicator • portions of sodium hydroxide too large • idea that solution not necessarily neutralised at 10 cm³ • solution still contains indicator • filtering doesn't remove sodium chloride <p>AO3.3a Analyse information and ideas to develop experimental procedures. Describes how experiment could be improved e.g.</p> <ul style="list-style-type: none"> • use hydrochloric acid • use only a few drops of indicator • use smaller portions of sodium hydroxide • stop adding sodium hydroxide when indicator changes colour • repeat experiment without universal indicator/ remove indicator • remove sodium chloride by evaporation / crystallisation and leave to dry <p>In order to access Level 3, answers must either have explained why NaCl will not be made or have given a method by which it can be made.</p>

J250/03

Mark Scheme

June 2022

Question			Answer	Marks	AO element	Guidance												
15	(a)	(i)	Inorganic <input type="checkbox"/> Organic <input checked="" type="checkbox"/> Physical <input type="checkbox"/> ✓	1	1.1													
		(ii)	$1 \times 10^{-15} \text{ m}$ <input type="checkbox"/> $1 \times 10^{-10} \text{ m}$ <input checked="" type="checkbox"/> $1 \times 10^{-5} \text{ m}$ <input type="checkbox"/> ✓	1	1.1													
	(b)	(i)	(Carbon atoms) share electrons ✓ two electrons / a pair of electrons ✓	2	2 x 1.1	DO NOT ALLOW ideas of transfer of electrons or involvement of ions												
		(ii)	3 ✓	1	3.2b	ALLOW 4 (for the inclusion of a double bond)												
	(c)		<table border="1"> <thead> <tr> <th></th> <th>True</th> <th>False</th> </tr> </thead> <tbody> <tr> <td>It shows the length of the covalent bonds.</td> <td></td> <td>✓</td> </tr> <tr> <td>It shows the size of the carbon atoms.</td> <td></td> <td>✓</td> </tr> <tr> <td>It shows the three-dimensional shape of the molecule.</td> <td>✓</td> <td></td> </tr> </tbody> </table>		True	False	It shows the length of the covalent bonds.		✓	It shows the size of the carbon atoms.		✓	It shows the three-dimensional shape of the molecule.	✓		2	2 x 1.1	3 correct = 2 marks 1 or 2 correct = 1 mark
	True	False																
It shows the length of the covalent bonds.		✓																
It shows the size of the carbon atoms.		✓																
It shows the three-dimensional shape of the molecule.	✓																	

J250/03

Mark Scheme

June 2022

	(d)	(i)	Idea that fullerenes can slide past each other easily ✓ Forces between molecules/intermolecular forces are weak ✓	2	2 x 2.1	IGNORE layers
		(ii)	Many (covalent bonds) ✓ <u>strong</u> covalent bonds ✓ require large amounts of energy to break / fullerenes have a high melting point ✓	3	3 x 2.1	ALLOW giant covalent structure IGNORE references to boiling point

Need to get in touch?

If you ever have any questions about OCR qualifications or services (including administration, logistics and teaching) please feel free to get in touch with our customer support centre.

Call us on

01223 553998

Alternatively, you can email us on

support@ocr.org.uk

For more information visit

 ocr.org.uk/qualifications/resource-finder

 ocr.org.uk

 [Twitter/ocrexams](https://twitter.com/ocrexams)

 [/ocrexams](https://twitter.com/ocrexams)

 [/company/ocr](https://www.linkedin.com/company/ocr)

 [/ocrexams](https://www.youtube.com/ocrexams)



OCR is part of Cambridge University Press & Assessment, a department of the University of Cambridge.

For staff training purposes and as part of our quality assurance programme your call may be recorded or monitored. © OCR 2022 Oxford Cambridge and RSA Examinations is a Company Limited by Guarantee. Registered in England. Registered office The Triangle Building, Shaftesbury Road, Cambridge, CB2 8EA.

Registered company number 3484466. OCR is an exempt charity.

OCR operates academic and vocational qualifications regulated by Ofqual, Qualifications Wales and CCEA as listed in their qualifications registers including A Levels, GCSEs, Cambridge Technicals and Cambridge Nationals.

OCR provides resources to help you deliver our qualifications. These resources do not represent any particular teaching method we expect you to use. We update our resources regularly and aim to make sure content is accurate but please check the OCR website so that you have the most up-to-date version. OCR cannot be held responsible for any errors or omissions in these resources.

Though we make every effort to check our resources, there may be contradictions between published support and the specification, so it is important that you always use information in the latest specification. We indicate any specification changes within the document itself, change the version number and provide a summary of the changes. If you do notice a discrepancy between the specification and a resource, please [contact us](#).

Whether you already offer OCR qualifications, are new to OCR or are thinking about switching, you can request more information using our [Expression of Interest form](#).

Please [get in touch](#) if you want to discuss the accessibility of resources we offer to support you in delivering our qualifications.