

Higher

GCSE

Combined Science Physics A Gateway Science

J250/11: Paper 11 (Higher Tier)

General Certificate of Secondary Education

Mark Scheme for June 2022

OCR (Oxford Cambridge and RSA) is a leading UK awarding body, providing a wide range of qualifications to meet the needs of candidates of all ages and abilities. OCR qualifications include AS/A Levels, Diplomas, GCSEs, Cambridge Nationals, Cambridge Technicals, Functional Skills, Key Skills, Entry Level qualifications, NVQs and vocational qualifications in areas such as IT, business, languages, teaching/training, administration and secretarial skills.

It is also responsible for developing new specifications to meet national requirements and the needs of students and teachers. OCR is a not-for-profit organisation; any surplus made is invested back into the establishment to help towards the development of qualifications and support, which keep pace with the changing needs of today's society.

This mark scheme is published as an aid to teachers and students, to indicate the requirements of the examination. It shows the basis on which marks were awarded by examiners. It does not indicate the details of the discussions which took place at an examiners' meeting before marking commenced.

All examiners are instructed that alternative correct answers and unexpected approaches in candidates' scripts must be given marks that fairly reflect the relevant knowledge and skills demonstrated.

Mark schemes should be read in conjunction with the published question papers and the report on the examination.

© OCR 2022

J250/11

Mark Scheme

June 2022

MARKING INSTRUCTIONS

PREPARATION FOR MARKING RM ASSESSOR

1. Make sure that you have accessed and completed the relevant training packages for on-screen marking: RM Assessor Assessor Online Training; OCR Essential Guide to Marking.
2. Make sure that you have read and understood the mark scheme and the question paper for this unit. These are posted on the RM Cambridge Assessment Support Portal <http://www.rm.com/support/ca>
3. Log-in to RM Assessor and mark the **required number** of practice responses (“scripts”) and the **number of required** standardisation responses.

YOU MUST MARK 10 PRACTICE AND 10 STANDARDISATION RESPONSES BEFORE YOU CAN BE APPROVED TO MARK LIVE SCRIPTS.

MARKING

1. Mark strictly to the mark scheme.
2. Marks awarded must relate directly to the marking criteria.
3. The schedule of dates is very important. It is essential that you meet the RM Assessor 50% and 100% (traditional 40% Batch 1 and 100% Batch 2) deadlines. If you experience problems, you must contact your Team Leader (Supervisor) without delay.
4. If you are in any doubt about applying the mark scheme, consult your Team Leader by telephone or the RM Assessor messaging system, or by email.
5. **Crossed Out Responses**
Where a candidate has crossed out a response and provided a clear alternative then the crossed out response is not marked. Where no alternative response has been provided, examiners may give candidates the benefit of the doubt and mark the crossed out response where legible.

Rubric Error Responses – Optional Questions

Where candidates have a choice of question across a whole paper or a whole section and have provided more answers than required, then all responses are marked and the highest mark allowable within the rubric is given. Enter a mark for each question answered into RM assessor, which will select the highest mark from those awarded. (The underlying assumption is that the candidate has penalised themselves by attempting more questions than necessary in the time allowed.)

Multiple Choice Question Responses

When a multiple choice question has only a single, correct response and a candidate provides two responses (even if one of these responses is correct), then no mark should be awarded (as it is not possible to determine which was the first response selected by the candidate). When a question requires candidates to select more than one option/multiple options, then local marking arrangements need to ensure consistency of approach.

Contradictory Responses

When a candidate provides contradictory responses, then no mark should be awarded, even if one of the answers is correct.

Short Answer Questions (requiring only a list by way of a response, usually worth only **one mark per response)**

Where candidates are required to provide a set number of short answer responses then only the set number of responses should be marked. The response space should be marked from left to right on each line and then line by line until the required number of responses have been considered. The remaining responses should not then be marked. Examiners will have to apply judgement as to whether a 'second response' on a line is a development of the 'first response', rather than a separate, discrete response. (The underlying assumption is that the candidate is attempting to hedge their bets and therefore getting undue benefit rather than engaging with the question and giving the most relevant/correct responses.)

Short Answer Questions (requiring a more developed response, worth **two or more marks)**

If the candidates are required to provide a description of, say, three items or factors and four items or factors are provided, then mark on a similar basis – that is downwards (as it is unlikely in this situation that a candidate will provide more than one response in each section of the response space.)

Longer Answer Questions (requiring a developed response)

Where candidates have provided two (or more) responses to a medium or high tariff question which only required a single (developed) response and not crossed out the first response, then only the first response should be marked. Examiners will need to apply professional judgement as to whether the second (or a subsequent) response is a 'new start' or simply a poorly expressed continuation of the first response.

J250/11

Mark Scheme

June 2022

6. Always check the pages (and additional objects if present) at the end of the response in case any answers have been continued there. If the candidate has continued an answer there, then add a tick to confirm that the work has been seen.
7. Award No Response (NR) if:
 - there is nothing written in the answer space

Award Zero '0' if:

- anything is written in the answer space and is not worthy of credit (this includes text and symbols).

Team Leaders must confirm the correct use of the NR button with their markers before live marking commences and should check this when reviewing scripts.

8. The RM Assessor **comments box** is used by your team leader to explain the marking of the practice responses. Please refer to these comments when checking your practice responses. **Do not use the comments box for any other reason.**
If you have any questions or comments for your team leader, use the phone, the RM Assessor messaging system, or e-mail.
9. Assistant Examiners will send a brief report on the performance of candidates to their Team Leader (Supervisor) via email by the end of the marking period. The report should contain notes on particular strengths displayed as well as common errors or weaknesses. Constructive criticism of the question paper/mark scheme is also appreciated.

J250/11

Mark Scheme

June 2022

10. For answers marked by levels of response: Not applicable in F501

- a. **To determine the level** – start at the highest level and work down until you reach the level that matches the answer
- b. **To determine the mark within the level**, consider the following

Descriptor	Award mark
On the borderline of this level and the one below	At bottom of level
Just enough achievement on balance for this level	Above bottom and either below middle or at middle of level (depending on number of marks available)
Meets the criteria but with some slight inconsistency	Above middle and either below top of level or at middle of level (depending on number of marks available)
Consistently meets the criteria for this level	At top of level

Read through the whole answer from start to finish, using the Level descriptors to help you decide whether it is a strong or weak answer. The indicative scientific content in the Guidance column indicates the expected parameters for candidates' answers, but be prepared to recognise and credit unexpected approaches where they show relevance. Using a 'best-fit' approach based on the skills and science content evidenced within the answer, first decide which set of level descriptors, Level 1, Level 2 or Level 3, best describes the overall quality of the answer.

Once the level is located, award the higher or lower mark:

The higher mark should be awarded where the level descriptor has been evidenced and all aspects of the communication statement (in italics) have been met.

The lower mark should be awarded where the level descriptor has been evidenced but aspects of the communication statement (in italics) are missing.

In summary:

The skills and science content determines the level.

The communication statement determines the mark within a level.















Level of response question on this paper is **14**.

J250/11

Mark Scheme

June 2022

11. Annotations available in RM Assessor

Annotation	Meaning
	Correct response
	Incorrect response
	Omission mark
	Benefit of doubt given
	Contradiction
	Rounding error
	Error in number of significant figures
	Error carried forward
	Level 1
	Level 2
	Level 3
	Benefit of doubt not given
	Noted but no credit given
	Ignore

12. Abbreviations, annotations and conventions used in the detailed Mark Scheme (to include abbreviations and subject-specific conventions).

Annotation	Meaning
/	alternative and acceptable answers for the same marking point
✓	Separates marking points
DO NOT ALLOW	Answers which are not worthy of credit
IGNORE	Statements which are irrelevant
ALLOW	Answers that can be accepted
()	Words which are not essential to gain credit
—	Underlined words must be present in answer to score a mark
ECF	Error carried forward
AW	Alternative wording
ORA	Or reverse argument

13. Subject-specific Marking Instructions

INTRODUCTION

Your first task as an Examiner is to become thoroughly familiar with the material on which the examination depends. This material includes:

- the specification, especially the assessment objectives
- the question paper
- the mark scheme.

You should ensure that you have copies of these materials.

You should ensure also that you are familiar with the administrative procedures related to the marking process. These are set out in the OCR booklet **Instructions for Examiners**. If you are examining for the first time, please read carefully **Appendix 5 Introduction to Script Marking: Notes for New Examiners**.

Please ask for help or guidance whenever you need it. Your first point of contact is your Team Leader.

The breakdown of Assessment Objectives for GCSE (9-1) in Combined Science A:

	Assessment Objective
AO1	Demonstrate knowledge and understanding of scientific ideas and scientific techniques and procedures.
AO1.1	Demonstrate knowledge and understanding of scientific ideas.
AO1.2	Demonstrate knowledge and understanding of scientific techniques and procedures.
AO2	Apply knowledge and understanding of scientific ideas and scientific enquiry, techniques and procedures.
AO2.1	Apply knowledge and understanding of scientific ideas.
AO2.2	Apply knowledge and understanding of scientific enquiry, techniques and procedures.
AO3	Analyse information and ideas to interpret and evaluate, make judgements and draw conclusions and develop and improve experimental procedures.
AO3.1	Analyse information and ideas to interpret and evaluate.
AO3.1a	Analyse information and ideas to interpret.
AO3.1b	Analyse information and ideas to evaluate.
AO3.2	Analyse information and ideas to make judgements and draw conclusions.
AO3.2a	Analyse information and ideas to make judgements.
AO3.2b	Analyse information and ideas to draw conclusions.
AO3.3	Analyse information and ideas to develop and improve experimental procedures.
AO3.3a	Analyse information and ideas to develop experimental procedures.
AO3.3b	Analyse information and ideas to improve experimental procedures.

J250/11

Mark Scheme

June 2022

For answers to Section A if an answer box is blank ALLOW correct indication of answer e.g. circled or underlined.

Question	Answer	Marks	AO element	Guidance
1	A ✓	1	2.1	
2	D ✓	1	1.1	
3	C ✓	1	1.1	
4	D ✓	1	1.1	
5	C ✓	1	2.1	
6	B ✓	1	2.1	
7	C ✓	1	2.1	
8	D ✓	1	2.2	
9	D ✓	1	1.1	
10	B ✓	1	1.1	

J250/11

Mark Scheme

June 2022

Question		Answer	Marks	AO element	Guidance	
11	(a)	<p>SHC is the energy needed to raise the temperature of (1kg of) a substance by 1 degree (C or K) ✓</p> <p>SLH is the energy needed to change the state of (1kg of) a substance ✓</p>	2	2 × 1.1	<p>ALLOW energy (per kilogram) to raise the temperature by 1 degree (C or K)</p> <p>ALLOW specific examples of change from one state to another e.g. SLH is the energy needed to change a substance from solid to liquid</p> <p>ALLOW SHC is for change of temperature but SLH is for change of state for a maximum 1 mark</p> <p>ALLOW heat for energy</p> <p>IGNORE equations</p>	
	(b)	(i)	As SHC increases, temperature (rise) decreases / ORA ✓	1	3.1a	<p>ALLOW inversely related / as one goes up the other one goes down / inversely proportional / indirectly proportional</p> <p>IGNORE if the SHC is higher then the change in temperature will need more energy</p> <p>IGNORE negative correlation</p> <p>IGNORE any qualifications e.g. (decreases) at a decreasing rate</p>
		(ii)	<p>FIRST CHECK THE ANSWER ON ANSWER LINE</p> <p>If answer = 36 – 39 (°C) award 2 marks</p> <p>Attempt to extrapolate graph ✓</p> <p>Temperature rise = 36 – 39 (°C) ✓</p>	2	2 × 3.2a	<p>IGNORE horizontal line drawn from graph to y axis</p>

J250/11

Mark Scheme

June 2022

Question			Answer	Marks	AO element	Guidance
11	(b)	(iii)	<p>Any one from:</p> <p>Power of heater is the same / time heater is switched on is the same / energy (supplied) is the same ✓</p> <p>Mass or amount of liquid is the same ✓</p> <p>Temperature of the room is the same ✓</p> <p>Same container used ✓</p> <p>No changes of state have occurred ✓</p>	1	1.2	<p>ALLOW assumptions about graph continuing the trend e.g. the rise (in the graph) would stay constant gradient would stay constant line continues on (as a straight line) temperature rises at the same rate temperature changes steadily temperature (rise) continues to go up temperature (rise) higher at 1600 than 1800 trend stays the same</p> <p>IGNORE the lower SHC the higher the temperature (rise) / ORA</p> <p>DO NOT ALLOW line continues as a horizontal / temperature rise stays constant / same liquid</p>
	(c)		Accurate ✓	1	3.2b	<p>more than one word is 0 marks</p> <p>if answer line blank allow answer indicated in the list but answer line takes precedence</p>

J250/11

Mark Scheme


June 2022

Question		Answer	Marks	AO element	Guidance
12	(a)	10 (Ω) ✓	1	2.2	
	(b)	<p>FIRST CHECK THE ANSWER ON ANSWER LINE If answer = 0.5 (A) award 3 marks</p> <p>Current = p.d. \div resistance ✓</p> <p>Current = 4 \div 8 ✓</p> <p>Current = 0.5 (A) ✓</p>	3	1.2 2.1 2.1	<p>ALLOW symbol equation / equation in any form</p> <p>If no other mark awarded ALLOW for 1 mark 4 \div 2 or 4 \div 10 or 4 \div answer in (a)</p>
	(c)	5 (V) ✓	1	2.2	<p>ECF from (b) applying $V=IR$ to left resistor add to 4 (V) by ((b) \times 2) + 4 e.g. 0.4 (A) in (b) = 4.8 (V) 2 (A) in (b) = 8 (V) or ECF from (b) using proportion i.e. answer in (b) \times 10 or answer in (b) \times answer in (a)</p>

J250/11

Mark Scheme

June 2022

Question		Answer	Marks	AO element	Guidance
13	(a)	<p>Material</p> <p>Property</p> <p>Clay</p> <p>Spring</p> <p>Elastic</p> <p>Obeys Hooke's law</p> <p>Plastic</p> <p>1 mark for each line ✓✓✓</p>	3	3 × 1.1	<p>Four lines, three correct = 2 marks</p> <p>Four lines, two correct = 1 mark</p>
	(b)	<p>Any four from:</p> <p>If there was a single force there would be a resultant force / a resultant force would cause an acceleration ✓</p> <p>Clay held in place by normal reaction from table ✓</p> <p>(Up) normal reaction from table / contact or surface force / AW ✓</p> <p>(Down) weight (of clay) / (pull of) gravity / pull of Earth / AW ✓</p> <p>(Down) push of hand / force of child / AW ✓</p>	4	4 × 2.1	<p>ALLOW there is no resultant force / (small) resultant force is (only) used to deform the clay / no overall force</p> <p>ALLOW mention of Newton's third law to explain why there is more than one force acting on clay / idea of equal and opposite forces</p> <p>IGNORE friction / resistance / upthrust / pressure</p> <p>ALLOW gravitational (force) / force of gravity / force due to gravity</p> <p>ALLOW all marks from a labelled diagram / this unlabelled diagram = 1 mark, but each correct label on the diagram scores an additional mark</p> 

Question		Answer	Marks	AO element	Guidance
14	*	<p>Please refer to the marking instructions on page 4 of this mark scheme for guidance on how to mark this question.</p> <p>Level 3 (5–6 marks)</p> <p>Detailed evaluation of the graph/conclusion AND suggestion to improve method</p> <p><i>There is a well-developed line of reasoning which is clear and logically structured. The information presented is relevant and substantiated.</i></p> <p>Level 2 (3–4 marks)</p> <p>Simple evaluation of the graph/conclusion AND suggestion to improve method</p> <p><i>There is a line of reasoning presented with some structure. The information presented is relevant and supported by some evidence.</i></p> <p>Level 1 (1–2 marks)</p> <p>Comment about the graph/conclusion OR suggestion to improve method</p> <p><i>There is an attempt at a logical structure with a line of reasoning. The information is in the most part relevant.</i></p> <p>0 marks No response or no response worthy of credit.</p>	6	2 × 3.1b 2 × 3.2a 2 × 3.3b	<p>AO 3.1b - Analyses information and ideas to evaluate the graph/conclusion</p> <ul style="list-style-type: none"> Line is incorrect / line is in the wrong place Line does not show correct trend Line and plots to not match Line misses last point / there is an outlier <p>ALLOW graph for line throughout</p> <p>AO 3.2a - Analyses information and ideas to make judgements about the graph/conclusion</p> <ul style="list-style-type: none"> Line is only correct up to ~1.5 V or 2 A Line should be non linear Line should be curved / plots are in a curve / curve drawn on graph Resistance is (only) constant up to ~2 A Idea that wire does not obey Ohm's law Wire may have increased in temperature <p>AO3.3b Analyse information and ideas to improve experimental procedure</p> <ul style="list-style-type: none"> Switch off current between readings / add switch to circuit / cool wire by allowing extra time / cooling in water Use smaller currents Increase the number of readings / smaller intervals Repeat each set of readings (and find mean) Extend the p.d. or current range

J250/11

Mark Scheme

June 2022

Question		Answer	Marks	AO element	Guidance
15	(a)	A accelerating / velocity increasing / speed increasing ✓ C constant velocity / constant speed ✓	2	2 × 1.1	ALLOW initial constant speed and then a higher constant speed / slow start then speeds up / constant speed then acceleration / increases pace IGNORE change in acceleration / acceleration increases ALLOW zero acceleration / stay at same pace / steady speed / maximum speed IGNORE acceleration at constant speed / just 'constant / numerical answers
	(b)	FIRST CHECK THE ANSWER ON ANSWER LINE If answer = 2.1 (m / s²) award 4 marks Acceleration = $\frac{(\text{final velocity})^2 - (\text{initial velocity})^2}{2 \times \text{distance}}$ ✓ Acceleration = $(11.5^2 - 0) \div (2 \times 32)$ ✓ Acceleration = 2.07 (m / s ²) ✓ Acceleration = 2.1 (m / s ²) to 2 sf ✓	4	1.2 2.1 2.1 1.2	ALLOW symbol equation / equation in any form ECF for any 2 sf but must be a change from one figure to another e.g. 4.23 changed to 4.2 = 1 mark but 92 (changed) to 92 = 0 marks AWARD 4 marks for alternative method Acceleration = $\frac{\text{change in velocity}}{\text{time}}$ ✓ 11.5 ÷ 4 ✓ 2.875 or 2.88 ✓ 2.9 (m / s ²) (2 sf) ✓

Question		Answer	Marks	AO element	Guidance
16	(a)	(Momentum =) mass \times velocity \checkmark	1	1.1	ALLOW symbol equation
	(b)	Momentum before = momentum after (provided there are no external forces acting) / AW \checkmark	1	1.1	ALLOW momentum cannot be created or destroyed / momentum cannot be lost or gained / momentum is maintained / total momentum is constant (in a closed system) IGNORE momentum cannot be changed / momentum is kept / momentum is saved
	(c)	FIRST CHECK THE ANSWER ON ANSWER LINE If answer = 1.05 (kgm / s) award 3 marks Mass = 7×10^{-3} kg OR 0.007 kg \checkmark Momentum = 0.007×150 \checkmark Momentum = 1.05 (kgm / s) \checkmark	3	1.2 2.1 2.1	ALLOW 1 or 1.1 (kgm / s) ECF for incorrect or no conversion of 7 g e.g 1100 or 1050 = 2 marks (used g not kg) 11 or 10.5 = 2 marks (7 g converted to 0.07)
	(d)	FIRST CHECK THE ANSWER ON ANSWER LINE If answer = 11 (m / s) award 3 marks Velocity = momentum / (total) mass \checkmark Velocity = $1.1 / 0.1$ \checkmark Velocity = 11 (m / s) \checkmark	3	1.2 2.1 2.1	ALLOW symbol equation / equation in any form ALLOW total mass = 0.1 (kg) for 1 mark if no other mark awarded for question

J250/11

Mark Scheme

June 2022

Question		Answer	Marks	AO element	Guidance
17	(a)	No current (in wire) / AW ✓	1	2.1	<p>ALLOW no electron flow (in wire) / no current flow (in wire)</p> <p>ALLOW no force</p> <p>ALLOW balance has been zeroed</p> <p>IGNORE no electricity / no electricity flowing / circuit not complete / reference to resistance</p>
	(b) (i)	<p>Any three from:</p> <p>Current in wire causes magnetic field (around wire) ✓</p> <p>Magnetic field interacts with field around (U shaped) magnet ✓</p> <p>Force on wire ✓</p> <p>(Force on wire is acting) downwards ✓</p>	3	3 × 1.1	ALLOW magnetic fields interact
	(ii)	- 0.3 (g) ✓	1	2.1	DO NOT ALLOW 0.3 or + 0.3
	(iii)	- 0.3 (g) ✓	1	2.1	DO NOT ALLOW 0.3 or + 0.3
	(c)	<p>FIRST CHECK THE ANSWER ON ANSWER LINE</p> <p>If answer = 0.1 (T) award 3 marks</p> <p>(Flux density =) force ÷ (current × length) ✓</p> <p>Flux density = $0.004 \div (0.8 \times 0.05)$ ✓</p> <p>Flux density = 0.1 (T) ✓</p>	3	<p>1.2</p> <p>2.1</p> <p>2.1</p>	<p>ALLOW symbol equation / equation in any form</p> <p>ALLOW in any correct arrangement</p>

J250/11

Mark Scheme

June 2022

Question		Answer	Marks	AO element	Guidance
	(d) (i)	Current ✓	1	3.3a	ALLOW number of cells / number of batteries / slider on variable resistor / voltage setting on power pack
	(ii)	Any one from: Length (of wire) ✓ Magnetic flux density / strength of magnet ✓ Direction of magnetic field ✓ Direction of current ✓	1	3.3a	IGNORE thickness of wire / type of wire / force on wire

Need to get in touch?

If you ever have any questions about OCR qualifications or services (including administration, logistics and teaching) please feel free to get in touch with our customer support centre.

Call us on

01223 553998

Alternatively, you can email us on

support@ocr.org.uk

For more information visit

 ocr.org.uk/qualifications/resource-finder

 ocr.org.uk

 [Twitter/ocrexams](https://twitter.com/ocrexams)

 [/ocrexams](https://twitter.com/ocrexams)

 [/company/ocr](https://www.linkedin.com/company/ocr)

 [/ocrexams](https://www.youtube.com/ocrexams)



OCR is part of Cambridge University Press & Assessment, a department of the University of Cambridge.

For staff training purposes and as part of our quality assurance programme your call may be recorded or monitored. © OCR 2022 Oxford Cambridge and RSA Examinations is a Company Limited by Guarantee. Registered in England. Registered office The Triangle Building, Shaftesbury Road, Cambridge, CB2 8EA.

Registered company number 3484466. OCR is an exempt charity.

OCR operates academic and vocational qualifications regulated by Ofqual, Qualifications Wales and CCEA as listed in their qualifications registers including A Levels, GCSEs, Cambridge Technicals and Cambridge Nationals.

OCR provides resources to help you deliver our qualifications. These resources do not represent any particular teaching method we expect you to use. We update our resources regularly and aim to make sure content is accurate but please check the OCR website so that you have the most up-to-date version. OCR cannot be held responsible for any errors or omissions in these resources.

Though we make every effort to check our resources, there may be contradictions between published support and the specification, so it is important that you always use information in the latest specification. We indicate any specification changes within the document itself, change the version number and provide a summary of the changes. If you do notice a discrepancy between the specification and a resource, please [contact us](#).

Whether you already offer OCR qualifications, are new to OCR or are thinking about switching, you can request more information using our [Expression of Interest form](#).

Please [get in touch](#) if you want to discuss the accessibility of resources we offer to support you in delivering our qualifications.