

Please write clearly in block capitals.

Centre number

--	--	--	--	--

Candidate number

--	--	--	--

Surname

Forename(s)

Candidate signature

GCSE COMBINED SCIENCE: TRILOGY

H

Higher Tier
Physics Paper 1H

Wednesday 23 May 2018

Afternoon

Time allowed: 1 hour 15 minutes

Materials

For this paper you must have:

- a ruler
- a scientific calculator
- the Physics Equations Sheet (enclosed).

Instructions

- Use black ink or black ball-point pen.
- Fill in the boxes at the top of this page.
- Answer **all** questions in the spaces provided.
- Do all rough work in this book. Cross through any work you do not want to be marked.
- In all calculations, show clearly how you work out your answer.

Information

- The maximum mark for this paper is 70.
- The marks for questions are shown in brackets.
- You are expected to use a calculator where appropriate.
- You are reminded of the need for good English and clear presentation in your answers.

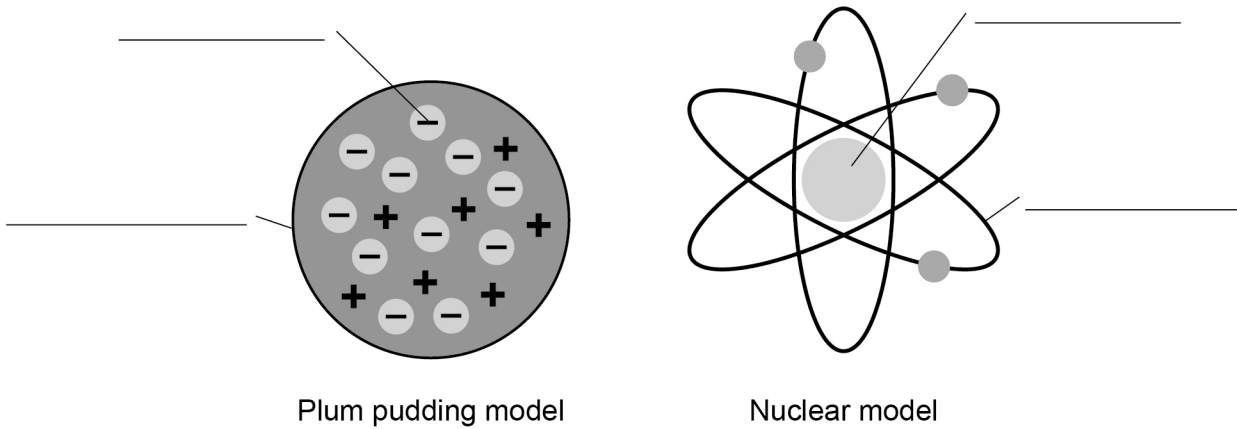
For Examiner's Use	
Question	Mark
1	
2	
3	
4	
5	
6	
TOTAL	



0 1

Figure 1 shows two models of the atom.

Figure 1



Plum pudding model

Nuclear model

0 1 . 1

Write the labels on **Figure 1**

Choose the answers from the box.

[4 marks]

atom	electron	nucleus
neutron	orbit	proton

0 1 . 2

Explain why the total positive charge in every atom of an element is always the same.

[2 marks]



0 1 . 3

The results from the alpha particle scattering experiment led to the nuclear model.

Alpha particles were fired at a thin film of gold at a speed of 7% of the speed of light.

Determine the speed of the alpha particles.

Speed of light = 300 000 000 m/s

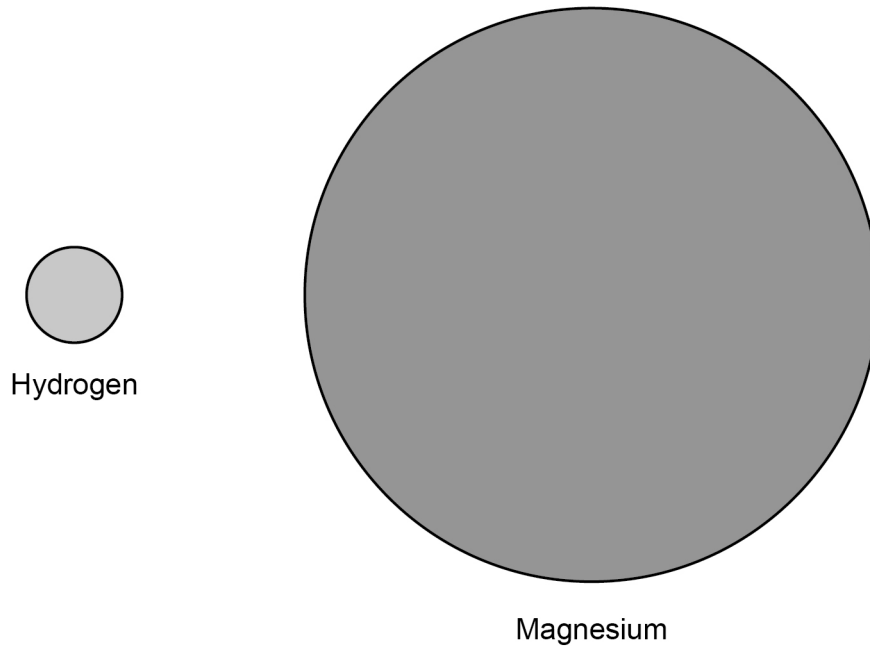
[2 marks]

Speed = _____ m/s

0 1 . 4

Figure 2 shows two atoms represented as solid spheres.

Figure 2



A hydrogen atom has a radius of 2.5×10^{-11} m

Determine the radius of a magnesium atom.

Use measurements from **Figure 2**

[2 marks]

Radius = _____ m

10

Turn over ►



0 2 . 2 Another student did a similar experiment.

He determined the density of five common plastic materials.

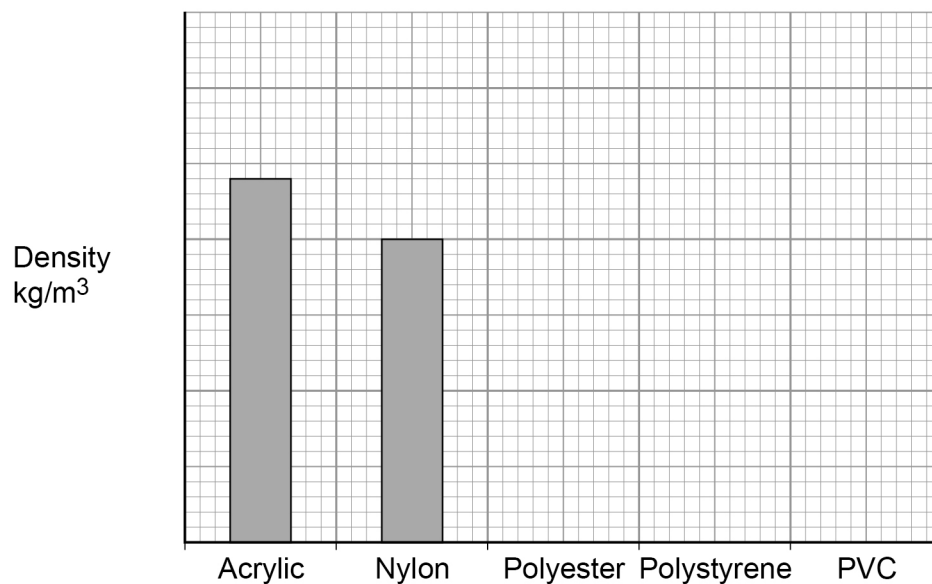
Table 1 shows the results.

Table 1

Plastic material	Density in kg/m^3
Acrylic	1200
Nylon	1000
Polyester	1380
Polystyrene	1040
PVC	1100

Figure 4 shows the results plotted in a bar chart.

Figure 4



Complete **Figure 4**

You should:

- Write the correct scale on the y-axis.
- Draw the bars for polyester, polystyrene and PVC.

[4 marks]

Turn over ►



0 2 . 3 The student is given a piece of a different plastic material.

The student determined the density of the material three times.

Table 2 shows the results.

Table 2

	Density in kg/m^3
1	960
2	1120
3	1040

Determine the uncertainty in the student's results.

[2 marks]

Uncertainty = _____ kg/m^3

12

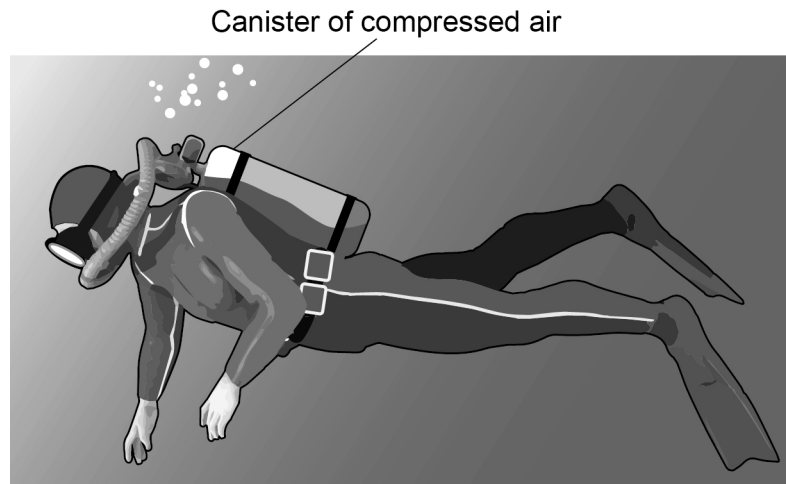


0 3

Figure 5 shows a diver.

The diver is using a canister of compressed air so that he can breathe underwater.

Figure 5



0 3 . 1

Which **two** sentences describe the movement of the air particles in the canister?

[2 marks]

Tick **two** boxes.

They vibrate about a fixed position.

They move in random directions.

The motion of all the particles is predictable.

They move with a range of different speeds.

They move in circular paths.

0 3 . 2

The temperature of the air inside the canister increases.

What happens to the movement of the air particles?

[1 mark]

Turn over ►



0 3 . 3

It could be dangerous if the temperature of the air inside the canister increased by a large amount.

Explain why.

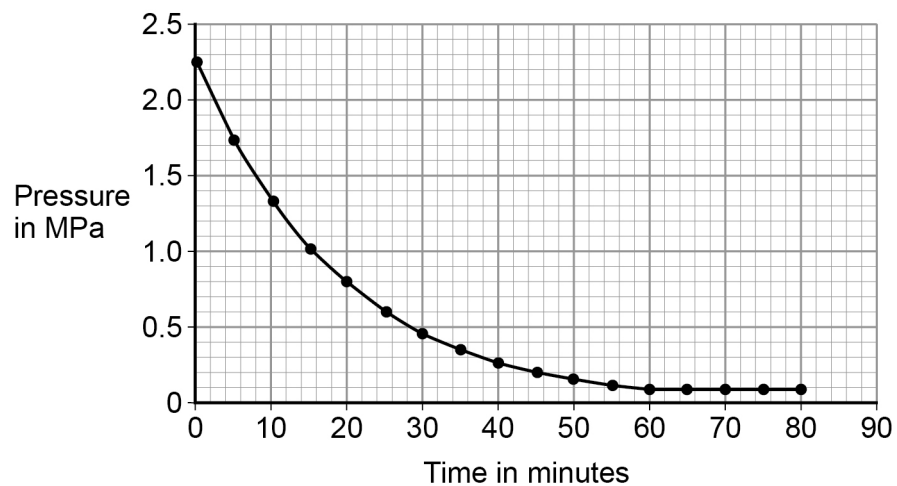
[2 marks]

A canister of air was tested to find out how the pressure changed when it was used by a diver.

- Air was allowed to escape from the canister.
- The pressure of the air in the canister was recorded every 5 minutes for 80 minutes.

Figure 6 shows the results.

Figure 6



0 3 . 4

Estimate the atmospheric pressure.

Use Figure 6

[1 mark]

Atmospheric pressure = _____ MPa



0 3 . 5 Divers can safely stay underwater until the pressure of the air in the canister has reduced to 25% of its original value.

Determine the maximum time the diver can safely stay underwater.

Use **Figure 6**

[3 marks]

Time = _____ minutes

0 3 . 6 What happens to the volume of the air when it is released from the canister?

[1 mark]

Turn over for the next question

10

Turn over ►



0 4

The Chernobyl disaster was a nuclear accident that happened in 1986

Radioactive isotopes were released into the environment.

The radioactive isotopes emitted alpha, beta and gamma radiation.

0 4 . 1

What is an alpha particle?

[1 mark]

Tick **one** box.

2 charged particles and 2 neutral particles.

2 charged particles and 4 neutral particles.

4 charged particles and 2 neutral particles.

4 charged particles and 4 neutral particles.

0 4 . 2

Which statement about beta radiation is true?

[1 mark]

Tick **one** box.

It is the fastest moving type of radiation.

It is the type of radiation with a negative charge.

It is the type of radiation with the greatest mass.

It is the type of radiation with the greatest range in air.



0 4 . 3 Which statement about gamma radiation is true?

[1 mark]

Tick **one** box.

It is a low frequency electromagnetic wave.

It causes the charge of the nucleus to change.

It causes the mass of the nucleus to change.

It has a very long range in air.

Question 4 continues on the next page

Turn over ►



Table 3 shows the half-lives of two of the radioactive isotopes that contaminated the environment.

Table 3

Isotope	Half-life
Caesium-137	30 years
Iodine-131	8 days

0 4 . 4

A soil sample was taken from the area around Chernobyl in 1986

The soil sample was contaminated with equal amounts of caesium-137 and iodine-131

Explain how the risk linked to each isotope has changed between 1986 and 2018

Both isotopes emit the same type of radiation.

[4 marks]

0 4 . 5

Determine the year when the activity of the caesium-137 in the soil sample will be $\frac{1}{32}$ of its original value.

[3 marks]

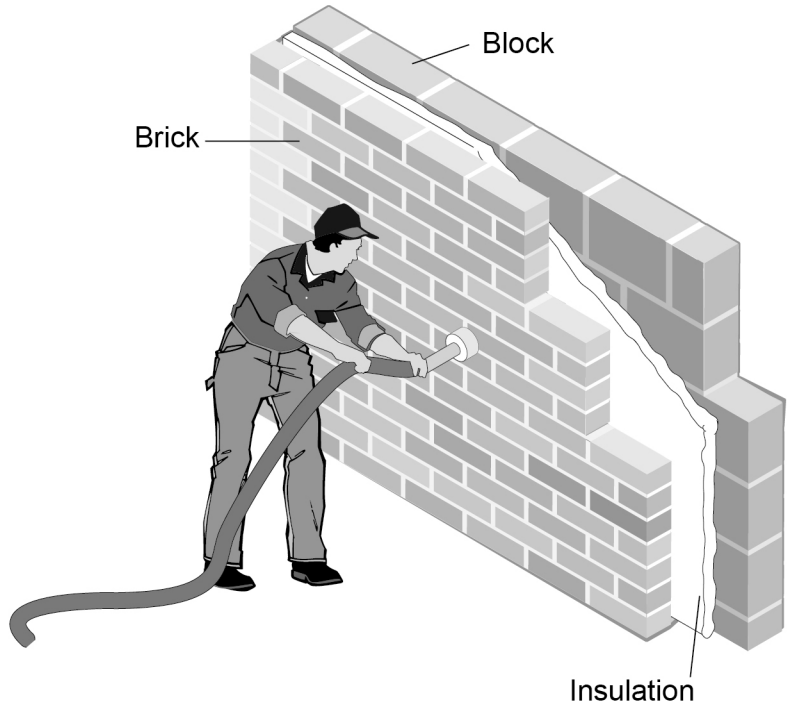
Year = _____



0 5

Figure 7 shows cavity wall insulation being installed in the wall of a house.

Figure 7



0 5 . 1

Explain how the wall reduces unwanted energy transfers.

[3 marks]

Question 5 continues on the next page

Turn over ►



0 5 . 2 The cavity insulation was tested.

- The heating inside the house was switched off.
- The temperature inside the house was measured every 20 minutes for 2 hours.

Table 4 shows the results.

Table 4

Time in minutes	Temperature in °C
0	25.0
20	20.8
40	17.4
60	14.5
80	12.1
100	10.0
120	8.4

Determine the temperature inside the house after 30 minutes.

[2 marks]

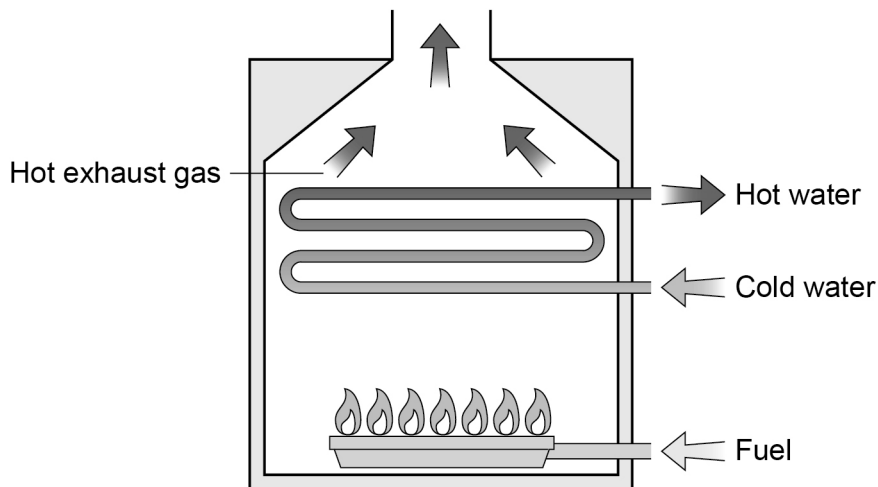
Temperature = _____ °C



0 5 . 3

Figure 8 shows the gas boiler used to heat the house.

Figure 8



Describe how different energy stores are changed by the boiler.

[3 marks]

0 5 . 4

To heat the house, the boiler transfers 15 MJ of energy in 10 minutes.

Calculate the power of the boiler.

Write any equation that you use.

[4 marks]

Power = _____ W

Turn over for the next question

12

Turn over ►



0	6
---	---

A student built a circuit using filament lamps.

0	6	.	1
---	---	---	---

Sketch a current potential difference graph for a filament lamp on **Figure 9**

[2 marks]

Figure 9

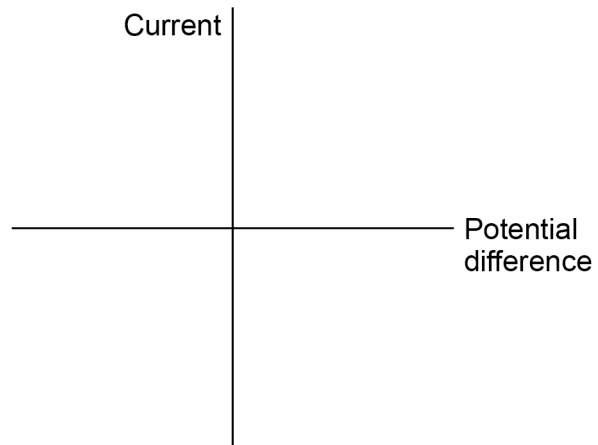
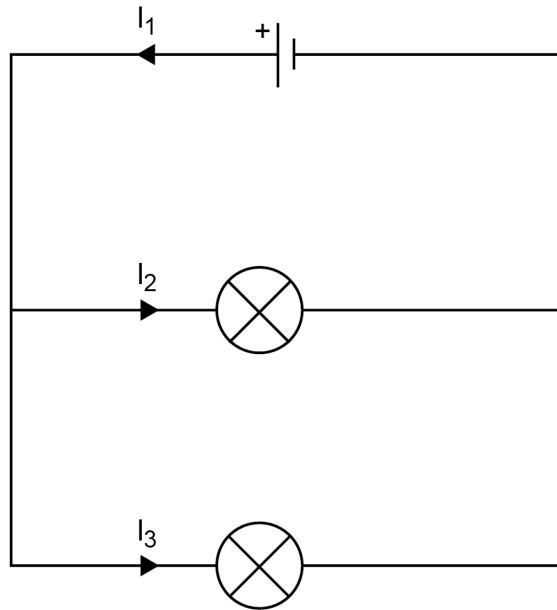


Figure 10 shows the circuit with two identical filament lamps.

Figure 10



0 6 . 2 Compare the currents I_1 , I_2 and I_3

[2 marks]

Question 6 continues on the next page

Turn over ►



0 6 . 3 Calculate the charge that flows through the cell in 1 minute.

Each filament lamp has a power of 3 W and a resistance of 12 Ω

Write any equations that you use.

Give the unit.

[6 marks]

Charge = _____

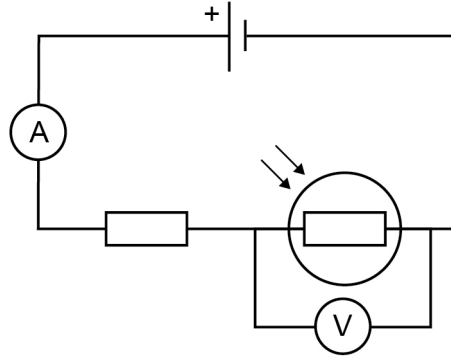
Unit = _____



0 6 . 4 The student builds a different circuit.

Figure 11 shows the circuit.

Figure 11



Explain how the readings on both meters change when the environmental conditions change.

[6 marks]

END OF QUESTIONS

16



There are no questions printed on this page

*Do not write
outside the
box*

**DO NOT WRITE ON THIS PAGE
ANSWER IN THE SPACES PROVIDED**

Copyright information

For confidentiality purposes, from the November 2015 examination series, acknowledgements of third party copyright material will be published in a separate booklet rather than including them on the examination paper or support materials. This booklet is published after each examination series and is available for free download from www.aqa.org.uk after the live examination series.

Permission to reproduce all copyright material has been applied for. In some cases, efforts to contact copyright-holders may have been unsuccessful and AQA will be happy to rectify any omissions of acknowledgements. If you have any queries please contact the Copyright Team, AQA, Stag Hill House, Guildford, GU2 7XJ.

Copyright © 2018 AQA and its licensors. All rights reserved.

