

Please write clearly in block capitals.

Centre number

--	--	--	--	--

Candidate number

--	--	--	--

Surname

Forename(s)

Candidate signature

I declare this is my own work.

GCSE COMBINED SCIENCE: TRILOGY

H

Higher Tier
Chemistry Paper 2H

Wednesday 10 June 2020

Morning

Time allowed: 1 hour 15 minutes

Materials

For this paper you must have:

- a ruler
- a scientific calculator
- the periodic table (enclosed).

Instructions

- Use black ink or black ball-point pen.
- Pencil should only be used for drawing.
- Fill in the boxes at the top of this page.
- Answer **all** questions in the spaces provided.
- If you need extra space for your answer(s), use the lined pages at the end of this book. Write the question number against your answer(s).
- Do all rough work in this book. Cross through any work you do not want to be marked.
- In all calculations, show clearly how you work out your answer.

Information

- The maximum mark for this paper is 70.
- The marks for questions are shown in brackets.
- You are expected to use a calculator where appropriate.
- You are reminded of the need for good English and clear presentation in your answers.

For Examiner's Use	
Question	Mark
1	
2	
3	
4	
5	
6	
7	
TOTAL	



0 1

This question is about the Earth's resources.

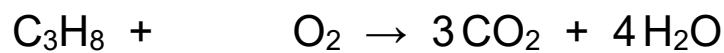
When most fuels burn carbon dioxide is produced.

Propane (C₃H₈) is a fuel.

0 1 . 1

Balance the equation for the combustion of propane.

[1 mark]



0 1 . 2

Describe the test for carbon dioxide.

Give the result of the test.

[2 marks]

Test _____

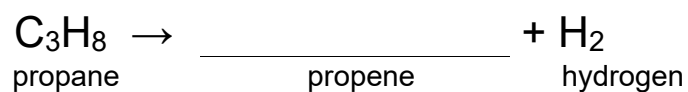
Result _____

0 1 . 3

Propane can be cracked to produce propene and hydrogen.

Complete the symbol equation for the reaction.

[1 mark]



0 1 . 4 Describe the test for hydrogen.

Give the result of the test.

[2 marks]

Test _____

Result _____

0 1 . 5 Propene is an alkene.

Describe the test for alkenes.

Give the colour change in the test.

[3 marks]

Test _____

Colour change _____ to _____

9

Turn over for the next question

Turn over ►



0 2

Some students investigated the effect of temperature on the rate of reaction.

0 2 . 1

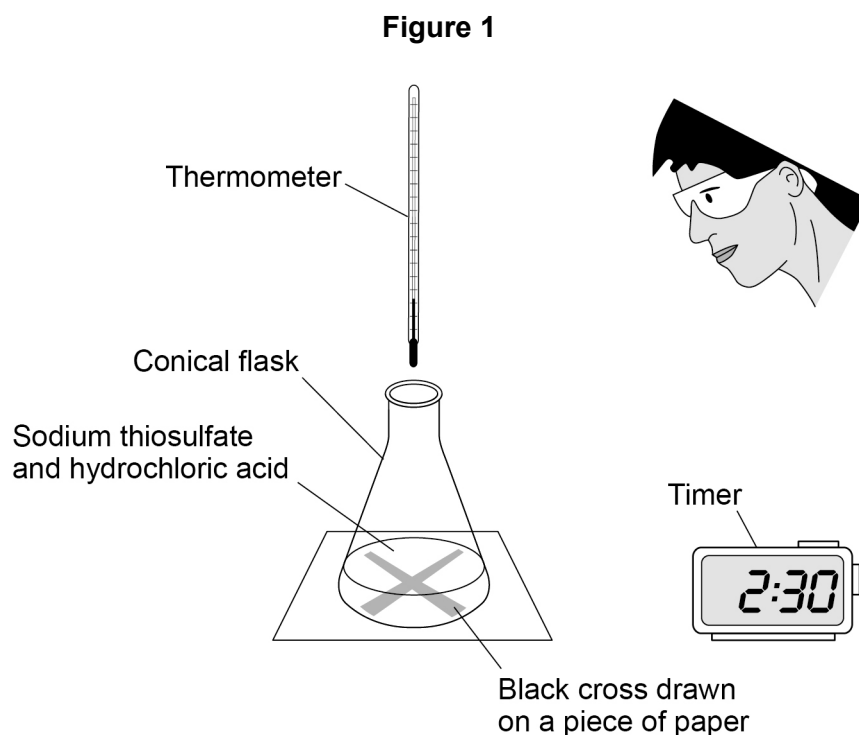
The students reacted sodium thiosulfate solution with hydrochloric acid.

This is the method used.

1. Use a beaker to measure 50 cm^3 of heated sodium thiosulfate solution into a conical flask.
2. Measure the temperature of the room.
3. Put the conical flask on a black cross drawn on a piece of paper.
4. Start a timer.
5. Use the same beaker to measure 10 cm^3 of hydrochloric acid into the conical flask.
6. Stop the timer when the cross is no longer visible.

The students repeated the experiment at a different room temperature.

Figure 1 shows the apparatus.

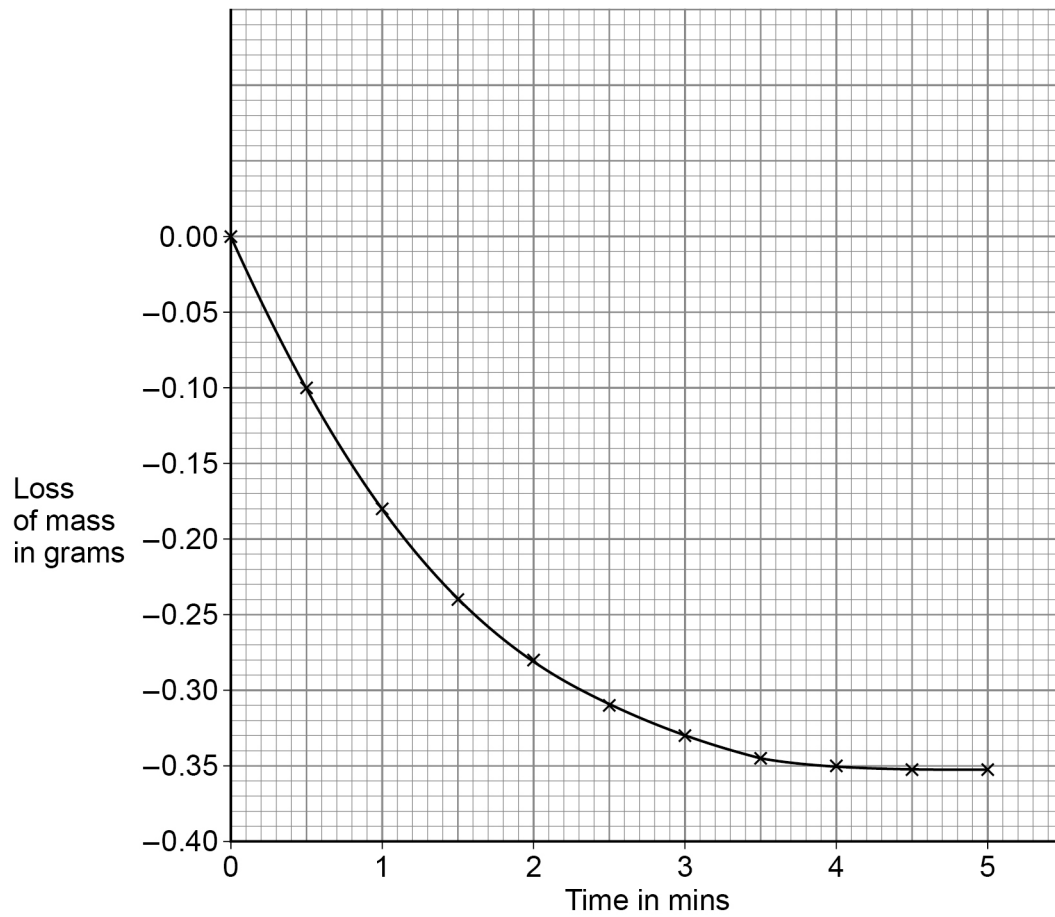


Some students investigated the effect of temperature on the rate of a different reaction.

They recorded the loss of mass from their apparatus at 40 °C

Figure 2 shows the results.

Figure 2



0 2 . 2 Calculate the mean rate of reaction between 1 minute and 3 minutes at 40 °C

Use **Figure 2** and the equation:

$$\text{Mean rate of reaction} = \frac{\text{change in mass of gas in g}}{\text{time in mins}}$$

[3 marks]

Mean rate of reaction = _____ g/min

0 2 . 3 Draw a curve on **Figure 2** for the results you would expect at a temperature of 50 °C instead of 40 °C

[2 marks]

11

Turn over for the next question

Turn over ►



0 3

This question is about pollutants.

0 3 . 1

Waste water has harmful substances removed before being released into the environment.

Complete the sentences.

[2 marks]

Agricultural waste water requires the removal of harmful

_____.

Industrial waste water may require the removal of harmful

_____.

0 3 . 2

How is sewage sludge treated before being released into the environment?

[1 mark]Tick (✓) **one** box.

Aerobic biological treatment

Anaerobic digestion

Grit removal

Screening



0 3 . 3

Hydrocarbons are used to make polymers. Polymers are used to make plastic bags.

In one year 8.0 billion plastic bags were used.

The next year there was a charge for plastic bags and only 1.3 billion plastic bags were used.

Calculate the percentage decrease in the number of plastic bags used.

[3 marks]

Percentage decrease = _____ %

Question 3 continues on the next page

Turn over ►

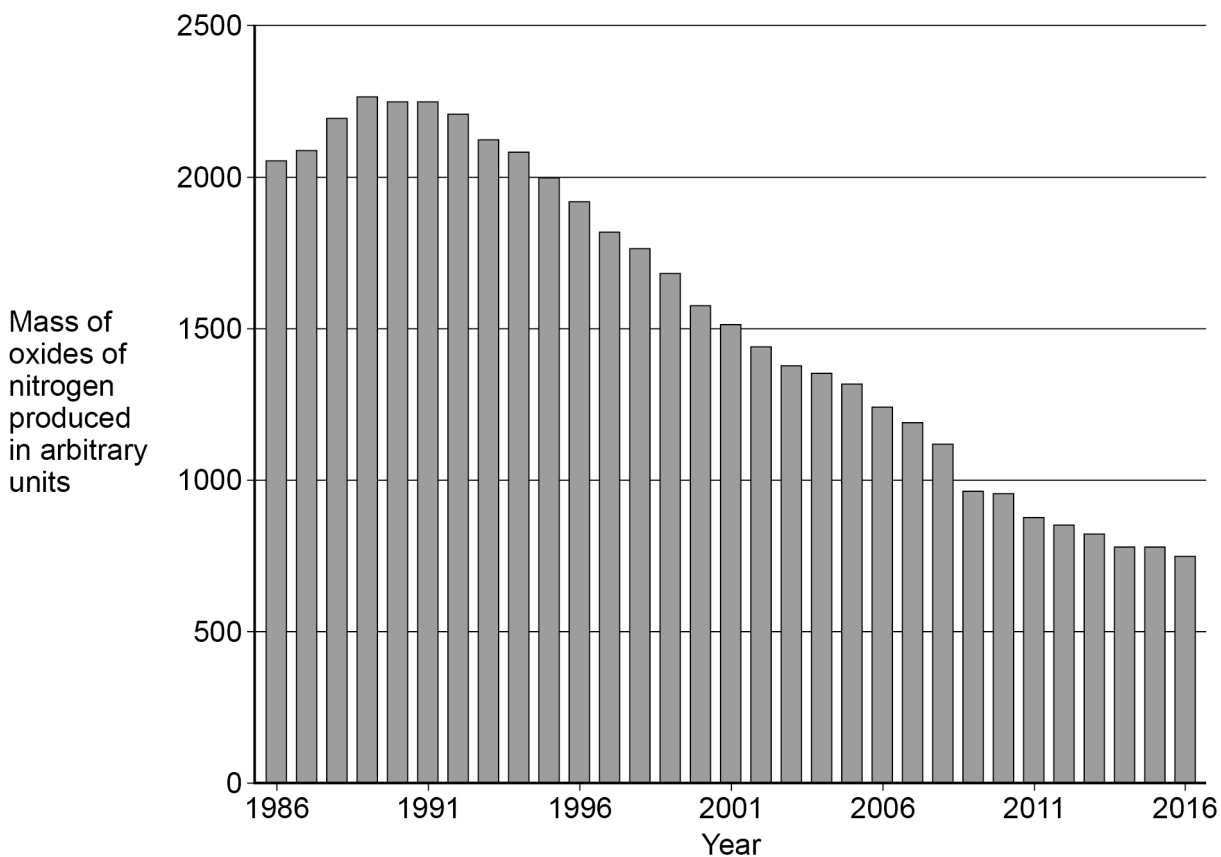
Oxides of nitrogen are pollutants formed in car engines.

0 3 . 4 Give **one** problem oxides of nitrogen cause.

[1 mark]

0 3 . 5 **Figure 3** shows the mass of oxides of nitrogen produced from car engines from 1986 to 2016.

Figure 3



Suggest why the mass of oxides of nitrogen produced from car engines increased and then decreased.

[2 marks]

Increased _____

Decreased _____

9



Turn over for the next question

*Do not write
outside the
box*

**DO NOT WRITE ON THIS PAGE
ANSWER IN THE SPACES PROVIDED**

Turn over ►

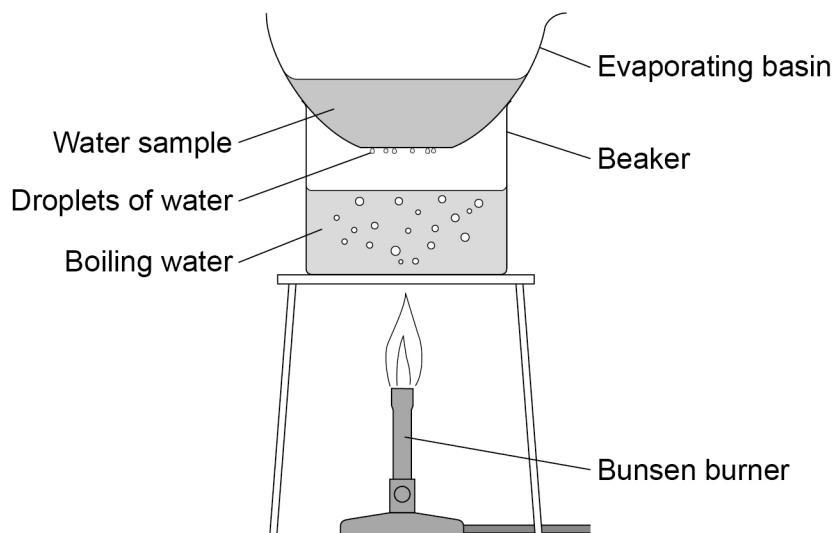


0 4

A student investigated the mass of dissolved solids in four water samples **A**, **B**, **C** and **D**.

Figure 4 shows the apparatus used.

Figure 4



This is the method used.

1. Record the mass of a dry evaporating basin.
2. Pour 25 cm³ of water sample **A** into the evaporating basin.
3. Place the evaporating basin on the beaker for 10 minutes.
4. Record the mass of the evaporating basin and contents.
5. Repeat steps 1 to 4 with water sample **A** three more times.
6. Repeat steps 1 to 5 with water samples **B**, **C** and **D**.



0 4 . 1 What type of variable is the mass of dissolved solids?

[1 mark]

Tick (✓) **one** box.

Categoric

Control

Dependent

Independent

0 4 . 2 The method produced an error in the mass recorded in step 4.

Suggest what caused the error.

How could the error be avoided?

[2 marks]

Error _____

Avoided by _____

Question 4 continues on the next page

Turn over ►



Another student carried out the investigation correctly.

Table 1 shows the results.

Table 1

Water sample	Mass of dissolved solids in g				
	Test 1	Test 2	Test 3	Test 4	Mean
A	0.22	0.23	0.20	X	0.21
B	0.03	0.08	0.02	0.03	0.04
C	0.45	0.60	0.49	0.58	0.53
D	0.80	0.91	0.79	0.86	0.84

0 4 . 3 Calculate value **X** in **Table 1**.

[2 marks]

X = _____ g

0 4 . 4 Which water sample has the greatest range of masses of dissolved solids?

Give the reason for your answer.

[2 marks]

Water sample _____

Reason _____



0	4	.	5
---	---	---	---

Water companies measure the volume of water used by households in cubic metres (m^3).

25 cm^3 of a different water sample contained 0.016 g of dissolved solids.

Calculate the mass of dissolved solid in 1 m^3 of this water sample.

$1 \text{ m}^3 = 1000 \text{ dm}^3$

Give your answer in standard form.

[4 marks]

Mass (in standard form) = _____ g

11

Turn over for the next question

Turn over ►



0 5

This question is about crude oil and alkanes.

0 5 . 1

Describe how crude oil is formed.

[3 marks]

0 5 . 2

Describe how crude oil is separated into fractions by fractional distillation.

[4 marks]



Table 2 shows the boiling points of three alkanes.

Table 2

Alkanes	Boiling point in °C
C ₅ H ₁₂	36
C ₁₀ H ₂₂	174
C ₁₅ H ₃₂	271

0 5 . 3 What is the general formula for alkanes?

[1 mark]

0 5 . 4 Explain the trend in the boiling points of the alkanes.

[3 marks]

Question 5 continues on the next page

Turn over ►



0 5 . 5

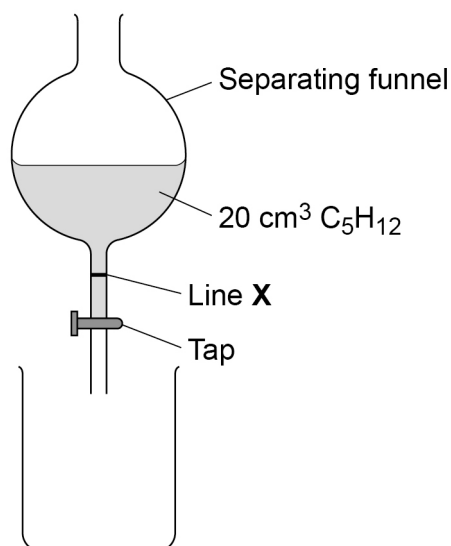
A student investigated one property of the alkanes C_5H_{12} , $C_{10}H_{22}$ and $C_{15}H_{32}$

This is the method used.

1. Pour 20 cm^3 of C_5H_{12} into a separating funnel.
2. Open the tap of the separating funnel and start a timer.
3. Stop the timer when the level of C_5H_{12} reaches line **X**.
4. Repeat steps 1 to 3 with $C_{10}H_{22}$ and $C_{15}H_{32}$

Figure 5 shows the apparatus used.

Figure 5



The level of C_5H_{12} takes 6.4 seconds to reach line **X**.

Predict the trend in times for the other two alkanes.

Give **one** reason for your answer.

[2 marks]

Trend _____

Reason _____

13



0 6

This question is about the Earth's atmosphere.

0 6 . 1

Carbon dioxide is a greenhouse gas.

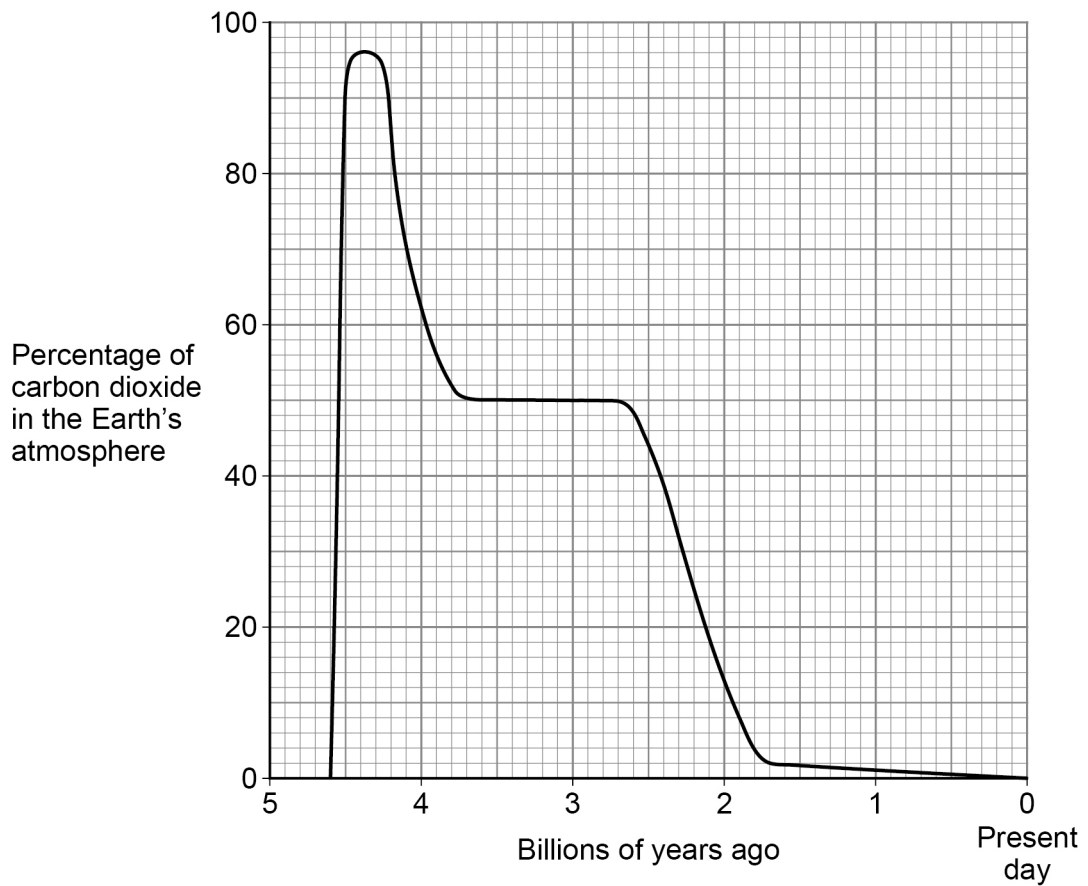
The greenhouse effect happens in four stages.

The four stages are:

Stage **A** Carbon dioxide stops longer wavelength radiation escapingStage **B** Radiation is absorbed by the EarthStage **C** Longer wavelength radiation is emittedStage **D** Shorter wavelength radiation enters the atmosphereWhat is the correct order of stages **A**, **B**, **C** and **D**?**[1 mark]**Tick (✓) **one** box.**C, A, B, D****C, D, B, A****D, B, C, A****D, C, B, A****Question 6 continues on the next page****Turn over ►**

Figure 6 shows how the percentage of carbon dioxide in the Earth’s atmosphere has changed over 4.6 billion years.

Figure 6



0 6 . 2

The mass of gas in Earth’s atmosphere remains constant at 5.15×10^{18} kg

Determine the maximum mass of carbon dioxide that was in the Earth’s atmosphere.

Use **Figure 6**.

[3 marks]

Mass of carbon dioxide = _____ kg



0 7

This question is about equilibrium.

0 7 . 1

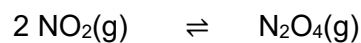
Describe how a reaction reaches equilibrium.

[2 marks]

Nitrogen dioxide gas reacts to form dinitrogen tetraoxide gas.

The reaction is reversible.

The equation for the reaction is:



0 7 . 2

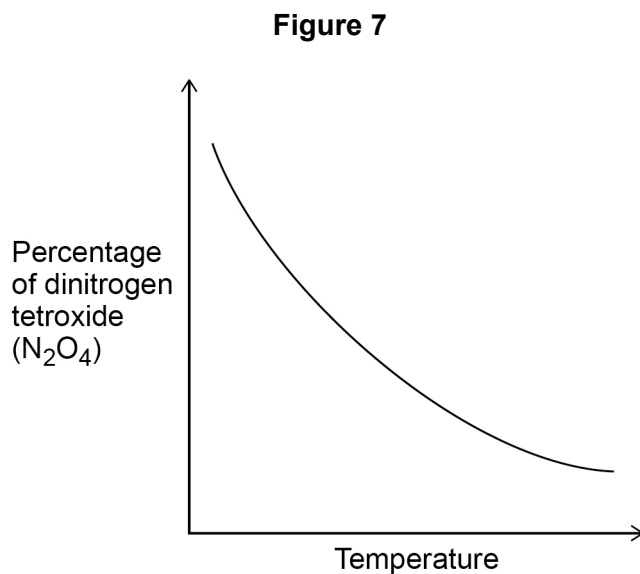
Explain the effect on the equilibrium position of increasing the pressure.

[2 marks]



0 7 . 3

Figure 7 shows the change in the percentage of dinitrogen tetroxide (N_2O_4) in the equilibrium mixture as the temperature of the equilibrium mixture is changed.



Explain the effect on the equilibrium position of increasing the temperature.

Use **Figure 7**.

[3 marks]

7

END OF QUESTIONS



There are no questions printed on this page

*Do not write
outside the
box*

**DO NOT WRITE ON THIS PAGE
ANSWER IN THE SPACES PROVIDED**



There are no questions printed on this page

*Do not write
outside the
box*

**DO NOT WRITE ON THIS PAGE
ANSWER IN THE SPACES PROVIDED**

Copyright information

For confidentiality purposes, all acknowledgements of third-party copyright material are published in a separate booklet. This booklet is published after each live examination series and is available for free download from www.aqa.org.uk.

Permission to reproduce all copyright material has been applied for. In some cases, efforts to contact copyright-holders may have been unsuccessful and AQA will be happy to rectify any omissions of acknowledgements. If you have any queries please contact the Copyright Team.

Copyright © 2020 AQA and its licensors. All rights reserved.



2 8



2 0 6 G 8 4 6 4 / C / 2 H

IB/M/Jun20/8464/C/2H