



GCE

Psychology

H567/01: Research methods

A Level

Mark Scheme for June 2022

OCR (Oxford Cambridge and RSA) is a leading UK awarding body, providing a wide range of qualifications to meet the needs of candidates of all ages and abilities. OCR qualifications include AS/A Levels, Diplomas, GCSEs, Cambridge Nationals, Cambridge Technicals, Functional Skills, Key Skills, Entry Level qualifications, NVQs and vocational qualifications in areas such as IT, business, languages, teaching/training, administration and secretarial skills.

It is also responsible for developing new specifications to meet national requirements and the needs of students and teachers. OCR is a not-for-profit organisation; any surplus made is invested back into the establishment to help towards the development of qualifications and support, which keep pace with the changing needs of today's society.

This mark scheme is published as an aid to teachers and students, to indicate the requirements of the examination. It shows the basis on which marks were awarded by examiners. It does not indicate the details of the discussions which took place at an examiners' meeting before marking commenced.

All examiners are instructed that alternative correct answers and unexpected approaches in candidates' scripts must be given marks that fairly reflect the relevant knowledge and skills demonstrated.

Mark schemes should be read in conjunction with the published question papers and the report on the examination.

© OCR 2022

MARKING INSTRUCTIONS**PREPARATION FOR MARKING**

1. Make sure that you have accessed and completed the relevant training packages for on-screen marking: *RMAssessor3 assessor Online Training*; *OCR Essential Guide to Marking*.
2. Make sure that you have read and understood the mark scheme and the question paper for this unit. These are posted on the RM Cambridge Assessment Support Portal <http://www.rm.com/support/ca>
3. Log-in to RMAssessor3 and mark the **required number** of practice responses (“scripts”) and the **number of required** standardisation responses.

YOU MUST MARK 10 PRACTICE AND 10 STANDARDISATION RESPONSES BEFORE YOU CAN BE APPROVED TO MARK LIVE SCRIPTS.

MARKING

1. Mark strictly to the mark scheme.
2. Marks awarded must relate directly to the marking criteria.
3. The schedule of dates is very important. It is essential that you meet the RMAssessor3 50% and 100% (traditional 40% Batch 1 and 100% Batch 2) deadlines. If you experience problems, you must contact your Team Leader (Supervisor) without delay.
4. If you are in any doubt about applying the mark scheme, consult your Team Leader by telephone or the RMAssessor3 messaging system, or by email.
5. **Crossed Out Responses**
Where a candidate has crossed out a response and provided a clear alternative then the crossed-out response is not marked. Where no alternative response has been provided, examiners may give candidates the benefit of the doubt and mark the crossed-out response where legible.

Rubric Error Responses – Optional Questions

Where candidates have a choice of question across a whole paper or a whole section and have provided more answers than required, then all responses are marked and the highest mark allowable within the rubric is given. Enter a mark for each question answered into RM assessor, which will select the highest mark from those awarded. (*The underlying assumption is that the candidate has penalised themselves by attempting more questions than necessary in the time allowed.*)

Multiple Choice Question Responses

When a multiple-choice question has only a single, correct response and a candidate provides two responses (even if one of these responses is correct), then no mark should be awarded (as it is not possible to determine which was the first response selected by the candidate).

When a question requires candidates to select more than one option/multiple options, then local marking arrangements need to ensure consistency of approach.

Contradictory Responses

When a candidate provides contradictory responses, then no mark should be awarded, even if one of the answers is correct.

Short Answer Questions (requiring only a list by way of a response, usually worth only **one mark per response**)

Where candidates are required to provide a set number of short answer responses then only the set number of responses should be marked. The response space should be marked from left to right on each line and then line by line until the required number of responses have been considered. The remaining responses should not then be marked. Examiners will have to apply judgement as to whether a 'second response' on a line is a development of the 'first response', rather than a separate, discrete response. *(The underlying assumption is that the candidate is attempting to hedge their bets and therefore getting undue benefit rather than engaging with the question and giving the most relevant/correct responses.)*

Short Answer Questions (requiring a more developed response, worth **two or more marks**)

If the candidates are required to provide a description of, say, three items or factors and four items or factors are provided, then mark on a similar basis – that is downwards (as it is unlikely in this situation that a candidate will provide more than one response in each section of the response space.)

Longer Answer Questions (requiring a developed response)

Where candidates have provided two (or more) responses to a medium or high tariff question which only required a single (developed) response and not crossed out the first response, then only the first response should be marked. Examiners will need to apply professional judgement as to whether the second (or a subsequent) response is a 'new start' or simply a poorly expressed continuation of the first response.

6. Always check the pages (and additional objects if present) at the end of the response in case any answers have been continued there. If the candidate has continued an answer there then add a tick to confirm that the work has been seen.

7. Award No Response (NR) if:

- there is nothing written in the answer space

Award Zero '0' if:

- anything is written in the answer space and is not worthy of credit (this includes text and symbols).

Team Leaders must confirm the correct use of the NR button with their markers before live marking commences and should check this when reviewing scripts.

8. The RMAssessor3 **comments box** is used by your team leader to explain the marking of the practice responses. Please refer to these comments when checking your practice responses. **Do not use the comments box for any other reason.**

If you have any questions or comments for your team leader, use the phone, the RMAssessor3 messaging system, or e-mail.









9. *Assistant Examiners will send a brief report on the performance of candidates to their Team Leader (Supervisor) via email by the end of the marking period. The report should contain notes on particular strengths displayed as well as common errors or weaknesses. Constructive criticism of the question paper/mark scheme is also appreciated.*

10. For answers marked by levels of response: **To determine the level** – start at the highest level and work down until you reach the level that matches the answer

a. **To determine the mark within the level**, consider the following:

Descriptor	Award mark
On the borderline of this level and the one below	At bottom of level
Just enough achievement on balance for this level	Above bottom and either below middle or at middle of level (depending on number of marks available)
Meets the criteria but with some slight inconsistency	Above middle and either below top of level or at middle of level (depending on number of marks available)
Consistently meets the criteria for this level	At top of level

11 Notations

Annotation	Meaning
	Blank page
	Meaning unclear
	Incorrect
	Separate part of response
	Something incorrect/contradictory
	Correct
	Move up a band or within band
	Missing information or Band down
AE	Analysis using evidence
CONT	Development/expansion
NAQ	Not answering question
RES	Repeats
SEEN	Seen (to show content on page has been noted but not credited)
BOD	Benefit of doubt given
IRRL	Irrelevant
EVAL	Evaluation

Section A: Multiple choice

Ques	Answer	
1	C	introduction
2	C	$p < 0.001$
3	A	Mann-Whitney U
4	B	peer review
5	B	6
6	B	random
7	D	test-retest
8	B	nominal
9	C	3:2
10	B	significant negative correlation
11	B	volume of grey matter in posterior hippocampus and length of time as a taxi driver
12	B	0.04
13	A	concentration
14	B	Binomial Sign
15	C	sample size
16	B	likert
17	C	induction
18	D	type 1 error
19	C	overt
20	D	positively skewed

Section B: Research design and response**Get a grip**

Hand shaking is a fairly common greeting between people in some cultures, especially when meeting someone for the first time. However, the way that we shake hands with someone can vary quite a lot, and this might influence what we think of the person whose hand we are shaking. Some research suggests that simply the length of time that the hand is shaken can influence how friendly or not we perceive the person to be. Psychologists want to study this using the experimental method to investigate the effect of a 'short' compared to a 'long' handshake on how friendly a person is thought to be.

21		Write an alternative, two-tailed hypothesis for this study		
Question		Answer	Marks	Guidance
21		For example ... There will be a significant difference in how friendly (on a scale of 1-10) a person is thought to be depending on the length of time their hand is shaken ('long' (5 secs) compared to 'short' (2 secs))	Max 3	Can be written in future or present tense. Use of the word 'significant' is not necessary for full marks. For full marks both the variables must be operationalised. How friendliness is measured (DV) – can be ordinal, nominal or interval data. Rating scale does not need labelling. 'Rating scale' on its own not operationalised.
		3 marks are awarded for correctly citing an appropriate two-tailed alternative hypothesis for this study with increasing level of detail in terms of reference to the variables studied 1 mark for the stem which should predict a different including both the IV and DV, plus 2 further marks for operationalising each variable.		
		Correctly cited two-tailed alternative hypothesis with both variables operationalised	3	Length of each handshake (IV) needs to be specified e.g., 6 seconds
		Correctly cited two-tailed alternative hypothesis with reference to both variables, but only one operationalised	2	Doesn't matter if length of handshake is not suitable e.g., 1 minute
		Correctly cited two-tailed alternative hypothesis with reference to both variables, but neither operationalised.	1	0 marks for null, one-tailed/directional, correlational hypothesis.
		The candidate has not provided any creditworthy information	0	0 marks if gives both directional and non-directional - When a candidate provides contradictory responses, then no mark should be awarded, even if one of the answers is correct.

22* Explain how you would conduct a study using the laboratory experimental method to investigate if the length of a handshake affects how friendly a person is thought to be. Justify your decisions as part of your explanation. You must refer to:

- the sampling technique to obtain participants for the study
- which experimental design you would use in this study
- how you would operationalise the dependent variable to obtain quantitative data
- the control of one extraneous variable

You should use your own experience of practical activities to inform your response.

[15]

The mark scheme is a little different when it comes to this question. What you are being **driven** by is the left-hand column of the grid ('details of the required features (RFs)'). That is always your starting point and 'locator' for the appropriate mark band before considering the other two columns ('justification of decisions made' and 'reference to own practical work').

Question 22		Max mark = 15	Context = friendliness, hand-shaking etc.
Level of response	Details of required features (RFs) included	Justification of decisions made	Reference to own practical work
Good 12-15 marks	- All 4 required features are good in context -Accurate and detailed knowledge and understanding of each feature in context - Good evidence of application of required features in context	- Appropriate justification of all decisions with at least one that is good and <i>some</i> is contextualised -Well developed line of reasoning that is clear and logically structured	- Explicit reference to own practical work and clear links between own work and the planned research, e.g., specific mention of question/scales used or extraneous variables controlled. e.g., specific mention of aim or procedural features -For top band (good) 12 marks if just one RF explicitly linked, 13 marks if two, 14 marks if three and 15 if all four are linked explicitly. -If there is no explicit clear link between own practical work and <i>any</i> of the 4 required features caps the mark at 11 maximum.
Reasonable 8-11 marks	-At least 3 required features are reasonable in context -Reasonably accurate and detailed knowledge and understanding of each feature	- Some appropriate justification of decision with at least one that is reasonable or related to required features (if no justification in context award 8 marks) -There was a line of reasoning evident with some structure	Additional Guidance RF 3- Needs to lead to data being quantitative to be addressed and measures friendliness (or something similar e.g., warmth). Context needs to be linked to the DV.
Limited 4-7 marks	-At least two of the required features are limited in context - Limited application of required features OR three or all four required features referred to but in a limited way (in context or not)	- Attempt to justify decision(s) with at least one that is limited but weak -Evidence of some structure, but weak	Mislabeling 1-10 scale as likert scale will move the response down one level (e.g., fits the good level but has mislabeled 1-10 as likert so achieves reasonable)
	If 1 RF addressed in detail and justified in context with explicit links made to own practical work award 4 marks		
Basic 1-3 marks	-At least one of the required features addressed - Weak application of required features OR more than one of the required features referred to but in a very brief and/or basic way	- None , or if present very weak	4-7 marks - 2 RFs in context and these two must be at least limited OR 3-4 RFs which are at least limited (whether in context or not) OR 1 RF addressed in detail, justified in context and explicit links made to own practical work award 4 marks. 1-3 marks - at least 1 RF referred to (whether in context or not) Maximum 11 marks (reasonable) if clearly done as a field experiment.

RF		Details of RF
1	Sampling technique	<ul style="list-style-type: none"> • Good – Identified the sampling method and clearly explained how this has been carried out in their study. Details of how is the sampling method is enacted/procedural details. • Reasonable – Identified the sampling method, possibly defined and attempted to explain how this has been carried out in their study, • Limited – sampling method identified and defined, • Basic – Just identifying the sampling technique or confuses sampling methods
2	Experimental design	<ul style="list-style-type: none"> • Good – Design identified and conditions labelled with how the participants would be assigned to each condition. If RMD which condition is first/is it counter-balanced. • Reasonable – Design identified and conditions labelled and brief or somewhat muddled outline of how the participants would be assigned to each condition. • Limited – Design identified and conditions labelled. • Basic – Design identified or described or confuses experimental designs (e.g., identifies RMD and outlines IMD).
3	Operationalising DV	<ul style="list-style-type: none"> • Good – if a rating scale is suggested - clear numerical scale with ends of rating scale labelled. Semantic differential scales can be creditworthy and are considered reasonable (good if the numerical scale is given or an explanation of how the data will be made ordinal). • Reasonable – rating scale given but lacks clarity (e.g., Ends of rating scale not labelled). Indicates a number of questions will be asked but does not explain how the final score for each participant will be calculated. • Limited – way DV is operationalised could be considered to be quantitative but not explicit. • Basic – vague indication of how DV would be measured e.g., Likert scale.
4	Control of one Extraneous variable	<ul style="list-style-type: none"> • Good – Clear and somewhat detailed of how EV can be controlled, • Reasonable – outline of how EV can be controlled, • Limited explanation of the EV is unclear, • Basic – identifies how EV can be controlled or is muddled.

23 (a)		Suggest one closed question you could use to obtain some additional information for this study.			
Question		Answer	Marks	Guidance	
23	(a)	Accept any appropriate closed question (e.g., what influences your impression of how friendly a person is (a) personality, (b) appearance or (c) sense of humour)		Max 3	Context - friendliness, hand-shaking, short/long, greet, personality (e.g., extrovert) Allow any appropriate context. Fixed choice responses must be provided for full marks or stated within the question. Must label rating scales e.g., 1-10 where 10 is very friendly. For 2 marks – Answer categories implied and in context. Attempt – answer choices not provided where a closed answer could be provided (e.g., Did you enjoy having your hand shaken? Do you think appearance affects whether you think someone is friendly? How much did you enjoy having your hand shaken?) zero marks if the only way to answer the question is qualitative (e.g., Describe how friendly the person is.)
		Clear suggestion of an appropriate closed question in context		3	
		Suggestion of an appropriate closed question in context where the fixed responses lack clarity	Appropriate closed question but not in context	2	
		Attempt to suggest appropriate closed question (whether in context or not)		1	
		The candidate has not provided any creditworthy information		0	

23 (b)		Outline one strength of the use of closed questions in this study			
23	(b)	Likely answers: easy to analyse; easy to compare across participants etc.		Max 3	Context = friendliness, hand-shaking etc. Quick - open Qs take longer to gather data and/or data is quicker to analyse. The strength must be specific to closed questions and not self-reports generally.
		Clear outline of strength in context		3	
		Clear outline of strength but not in context	Attempted outline of strength in context	2	
		Brief and/or weak attempt at an outline (whether in context or not)		1	
		The candidate has not provided any creditworthy information		0	
24		Outline one weakness of conducting this study as a laboratory experiment.			
24		Likely answers: The artificiality of the setting may produce unnatural behaviour that does not reflect real life, i.e., low ecological validity. This means it would not be possible to generalise the findings to a real-life setting. Demand characteristics or experimenter effects may bias the results and become confounding variables		Max 3	Context = friendliness, hand-shaking etc.
		Clear outline of weakness in context		3	
		Clear outline but not in context	Attempted outline in context	2	
		Brief and/or weak attempt (whether in context or not)		1	
		The candidate has not provided any creditworthy information		0	

25		Outline one way to help reduce demand characteristics in this study			
Question		Answer	Marks	Guidance	
25		Possible examples Disguising aim of study Asking additional, unrelated questions etc.	Max 2	Context = friendliness, hand-shaking etc.	
		One way to reduce demand characteristics clearly presented in context	2	Experimenter isn't in room when study is taking place Independent measures (attempt unless explained)	
		One way to reduce demand characteristics clearly presented but not in context	OR attempted way to reduce demand characteristics (whether in context or not)	1	Experimenter keeps a neutral expression (attempt unless explained) Ensuring anonymity of responses.
		The candidate has not provided any creditworthy information		0	

26		Outline two ways that you have designed this study which support the view that psychology is a science.			
26		Likely answers: use of standardised procedures; controls; collection of quantifiable data etc.	Max 6	Context = friendliness, hand-shaking etc. Reliable/replicable (due to standardisation) Controlling for extraneous variables Hypothesis testing Manipulation of variables (IV)/operationalizing variables Cause and effect Falsification Objectivity – data free from misinterpretation Induction/deduction Quantitative/quantifiable Use of lab experiments 1 mark for identifying a feature of science. If two ways are given that cover the same point, credit the best one only.	
		3 marks for each way outlined			
		Clear outline in context	3		
		Clear outline but not in context	Attempted outline in context	2	
		Brief and/or weak attempt (whether in context or not)		1	
		The candidate has not provided any creditworthy information		0	

Section C: Data analysis and interpretation

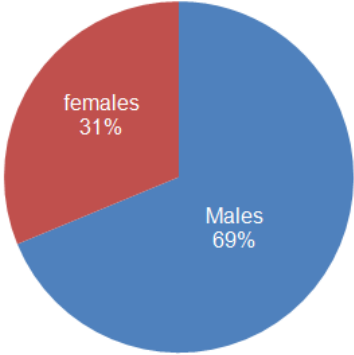
Mobile mobile

Most people have a mobile phone so making or receiving a call while out and about is very easy. However, there may be differences in people's behaviour when talking on the phone. To study this a psychologist conducted an observation study to investigate if there are differences in how much men and women gesture (e.g. move hands or head) while talking on the phone. To do this they sat on a bench on a busy high street for two hours one Saturday afternoon and recorded the number of times people made gestures of any kind or not while talking on the phone. The data is presented in the table below.

Table showing the number of males and females who made gestures or not while making or receiving a mobile phone call

Use of gestures	Males	Females
Yes	(a) 11	(b) 5
No	(c) 3	(d) 14

27		Outline one conclusion that can be obtained from this study from the data presented in this table			
Question		Answer	Marks	Guidance	
27		Conclusions could include: males gesture more, perhaps because they are less self-conscious than females, or that they are more visual in how they think and this is reflected in conversations they have whilst on the phone with other people making them more animated etc. Accept any other appropriate conclusions here.	3	Context = mobile, phone, gestures etc. Must be an interpretation of findings (not simply presentation of finding). 1 mark for finding, 2 marks for explanation. Example of a finding - 'Males gesture more than females' (1) Zero marks if just data is given.	
		3 marks for each conclusion			
		Clear, detailed conclusion in context	3		
		Clear, detailed conclusion but not in context	OR attempt in context		2
		Brief and/or weak attempt (whether in context or not)	OR simply stating a finding		1
		The candidate has not provided any creditworthy information			0

28		Draw a fully labelled pie chart showing the percentage of males compared to females who made gestures whilst on the phone	
Question	Answer	Marks	Guidance
28	<p>A pie chart showing the proportion of males compared to females who made gestures whilst on their mobile phone</p> 	Max 4	<p>1 mark for % 1 mark for proportions 1 mark – male/female labelled (or key) 1 mark title</p> <p>Males $11/16 \times 100 = 68.75\%$ accept 69 Females $5 / 16 \times 100 = 31.25\%$ accept 31</p> <p>Title should refer to males and females and gestures. If no reference is made to percentage/proportion in title there must be % within the pie chart to be creditworthy. Reference to number of males/females is not creditworthy.</p> <p>If all data included – can be awarded full marks (see pie chart below) the candidate may alter the percentage slightly for one of the categories to show the pie chart adds up to 100% (43% below illustrates this) which is still creditworthy.</p> <p>Credit the whole numbers (15%, 42/43%, 9% and 33%) regardless of what is written after the decimal point.</p> <p>Yes Female – 15% (15.2) No Female – 42% (42.4)/43% No Male – 9% (9.1) Yes Male – 33% (33.3)</p>
	<p>Each feature can be awarded one mark as follows ... 1 mark is awarded for correctly calculating what % of the circle should represent the males and females who made gestures. 1 mark is awarded for drawing the sectors in correct proportion to data 1 mark is awarded for clear labelling of each sector of the pie chart 1 mark is awarded for a clear and appropriate title</p>		
	4 features included	4	
	3 features included	3	
	2 features included	2	
	1 feature included	1	
	The candidate has not provided any creditworthy information	0	

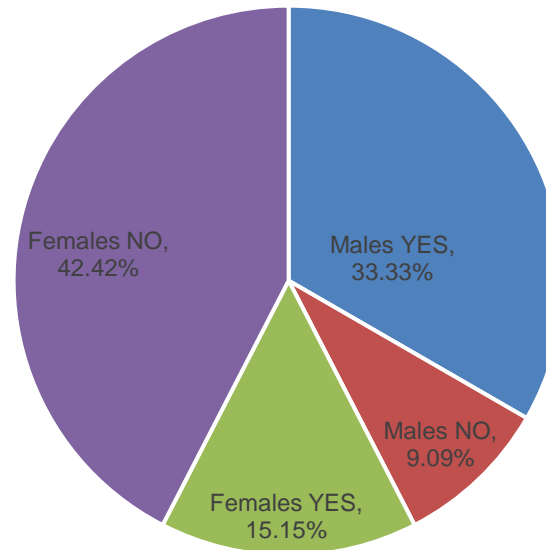
H567/01

Mark Scheme

June 2022

				<p>OR drawing 2 pie charts – one for males (21.4%, 78.6% or 21%,79%) and one for females (26.3%, 73.7% or 26%, 74%) also can be awarded 4 marks.</p> <p>Drawing a pie chart where the total for males (79%) and total for females (26%) is not creditworthy.</p> <p>Be generous with drawing of the circle and indication of the proportions e.g., for the 31% need to be over a quarter of the circle.</p>
--	--	--	--	--

A pie chart of percentages of males and females who made gestures or not whilst on their mobile phone



29	The psychologist used the Chi-square test to analyse the data from this study. Give one reason why this would be the appropriate non-parametric inferential test to use in this study.		
Question	Answer	Marks	Guidance
29	Any one reason in context from: nominal/categorical data obtained; looking for a difference; independent/unrelated groups	Max 2	Nominal data/categories – whether the participant makes a gesture or not OR yes/no
	One appropriate reason in appropriate context	2	Independent measures – male/female
	One appropriate reason but not in context	1	

			The candidate has not provided any creditworthy information	0	Looking for a difference – between males and females OR difference between the number of gestures made between males and females. Reason and context must be linked.
--	--	--	---	----------	--

30 (a)		Calculate the expected frequency for cell D. Present your answer to two decimal places and show your workings.		
Question		Answer	Marks	Guidance
30	(a)	9.79 Row total (17) x column total (19) / overall total (33) = 9.78787878	Max 3	$\frac{17 \times 19}{33} = 9.79$ Award 3 marks $14 - 4.21 = 9.79$ Award 3 marks $33 - 23.21 = 9.79$ Award 3 marks Many candidates are putting workings out for 30(b) in the answer to this question. If possible, ignore these workings out for this question. 9.79 in correct column in table (regardless of what else is written) = 1
		9.79 with workings shown	3	
		9.78787878 with workings (not to 2 dps) OR 9.79 without workings	2	
		9.78787878 without workings (not to 2 dps) OR correct workings only presented	1	
		The candidate has not provided any creditworthy information	0	

30 (b)		Calculate the overall value of Chi-square. Show your workings					
Question		Answer	Marks	Guidance			
30	(b)	$X^2 = 8.8$ Workings ... Cell (d) $O - E = 14 - 9.79 = 4.21$ $(O - E)^2 = 4.21 \times 4.21 = 17.72$ $(O - E)^2 / E = 17.72 / 9.79 = 1.81$ So, the sum of $(O-E)^2 / E = 2.61 + 1.92 + 2.46 + 1.81 = 8.8$	Max 3	Can credit cell calculations in the table $17.72 / 9.79 = 1.81$ (1) – on its own $2.61 + 1.92 + 2.46 + 1.81 = 8.8$ award 3 marks If incorrect frequency worked out in 30(a) will mean that the calculation will be incorrect = 0			
		Correct calculation of overall chi square value with workings shown			3		
		Correct calculation with some workings shown			2		
		Correct calculation.			All workings shown correctly but no calculation given (or incorrect calculation)	Cell D calculated correctly.	1
		The candidate has not provided any creditworthy information			0		

30 (c)		Calculate the degrees of freedom for use with the Chi-square test in this study. Show your workings.				
Question		Answer		Marks	Guidance	
30	(c)	df = 1 Workings ... (2-1) x (2-1) = 1		Max 2	No marks for just formula. (R-1) x (C-1)	
		Correct answer with workings				2
		Correct answer but not workings (or workings incomplete or unclear)	Workings but no answer			1
		The candidate has not provided any creditworthy information				0
30 (d)		Using the extract from the table of critical values presented below, what is the critical value for use with the Chi-square test in this study at the 1% level of probability?				
30	(d)	6.635		Max 1	Award 1 mark if candidate has circled (or otherwise correctly indicated) correct answer in table.	
		Correct answer provided				1
		The candidate has not provided any creditworthy information				0

30 (e)		What conclusions can be reached from the calculation of Chi-square in this study?		
Question		Answer	Marks	Guidance
30	(e)	<p>Any three from the following statements.</p> <ul style="list-style-type: none"> - There is a statistically significant difference between the number of males and females who made gestures whilst on the phone - The probability of there being no difference between the number of males and females who made gestures whilst on the phone is less than 1% - Males are more likely to make gestures whilst on the phone compared to females - Because calculated is higher than the critical (a significant difference has been found). - Null hypothesis can be rejected/alternative hypothesis can be accepted. - any probability level other than 0.001 (e.g., $p \leq 0.01$) 	Max 3	Context = mobile, phone, gestures etc.
		3 correct statement – with at least 1 in context	3	
		2 correct statements	2	
		1 correct statement	1	
		The candidate has not provided any creditworthy information	0	

31 (a)		Outline one strength of the use of the quantitative data collected in this study.			
31	(a)	Answers could include: easier data analysis and comparison across groups (males and females); easier to record data; easier to interpret, no researcher bias to interpret, etc.		Max 3	Context = mobile, phone, gestures, male/female etc. No credit for reference to being able to calculate the mean as this is not relevant for this data.
		Clear outline of strength in context		3	
		Clear outline of strength but not in context	Attempted outline of strength in context	2	
		Brief and/or weak attempt at an outline of strength (whether in context or not)		1	
		The candidate has not provided any creditworthy information		0	
31 (b)		Outline one weakness of the use of the quantitative data collected in this study.			
31	(b)	Answers could include: doesn't inform us about reasons why there is a difference in amount of gesturing made whilst on phone between males and females, mean cannot be calculated, etc.		Max 3	Context = mobile, phone, gestures, male/female etc.
		Clear outline of weakness in context		3	
		Clear outline of weakness but not in context	Attempted outline of weakness in context	2	
		Brief and/or weak attempt at an outline of weakness (whether in context or not)		1	
		The candidate has not provided any creditworthy information		0	

32		Outline two ways in which the naturalistic observation method used in this study could affect the validity of the data collected.			
Question		Answer		Marks	Guidance
32		Evaluation points could include: higher validity as participants unlikely to know they are being observed; higher ecological validity as in natural setting of high street; low validity due to possibly missing/misinterpreting some use of gesturing if high street busy, lower validity due to more extraneous variables in the natural environment, etc.		6	Context = mobile, phone, gestures, male/female, high street, bench etc. Full credit can be given for two positive effects on validity, two negative effects or one of each. Lacks external validity - from a busy high street to different locations is creditworthy Do not credit population validity. Do not credit references to reliability.
		Accept any other appropriate conclusions here.			
		3 marks for each evaluation point			
		Clear, detailed evaluation in context		3	
		Clear, detailed evaluation but not in context	OR attempted evaluation in context	2	
		Brief and/or weak attempt at evaluation (whether in context or not)		1	
The candidate has not provided any creditworthy information		0			

Question		Answer	Marks	Guidance
31 (a)		Which section of the write-up of a practical report for this research would each of the following appear in?		
		(a) raw data		
33	(a)	appendices	1	
31 (b)		(b) calculations for statistical analyses performed		
	(b)	appendices	1	

Need to get in touch?

If you ever have any questions about OCR qualifications or services (including administration, logistics and teaching) please feel free to get in touch with our customer support centre.

Call us on

01223 553998

Alternatively, you can email us on

support@ocr.org.uk

For more information visit

 ocr.org.uk/qualifications/resource-finder

 ocr.org.uk

 [Twitter/ocrexams](https://twitter.com/ocrexams)

 [/ocrexams](https://twitter.com/ocrexams)

 [/company/ocr](https://www.linkedin.com/company/ocr)

 [/ocrexams](https://www.youtube.com/ocrexams)



OCR is part of Cambridge University Press & Assessment, a department of the University of Cambridge.

For staff training purposes and as part of our quality assurance programme your call may be recorded or monitored. © OCR 2022 Oxford Cambridge and RSA Examinations is a Company Limited by Guarantee. Registered in England. Registered office The Triangle Building, Shaftesbury Road, Cambridge, CB2 8EA.

Registered company number 3484466. OCR is an exempt charity.

OCR operates academic and vocational qualifications regulated by Ofqual, Qualifications Wales and CCEA as listed in their qualifications registers including A Levels, GCSEs, Cambridge Technicals and Cambridge Nationals.

OCR provides resources to help you deliver our qualifications. These resources do not represent any particular teaching method we expect you to use. We update our resources regularly and aim to make sure content is accurate but please check the OCR website so that you have the most up-to-date version. OCR cannot be held responsible for any errors or omissions in these resources.

Though we make every effort to check our resources, there may be contradictions between published support and the specification, so it is important that you always use information in the latest specification. We indicate any specification changes within the document itself, change the version number and provide a summary of the changes. If you do notice a discrepancy between the specification and a resource, please [contact us](#).

Whether you already offer OCR qualifications, are new to OCR or are thinking about switching, you can request more information using our [Expression of Interest form](#).

Please [get in touch](#) if you want to discuss the accessibility of resources we offer to support you in delivering our qualifications.