

**Q1.**

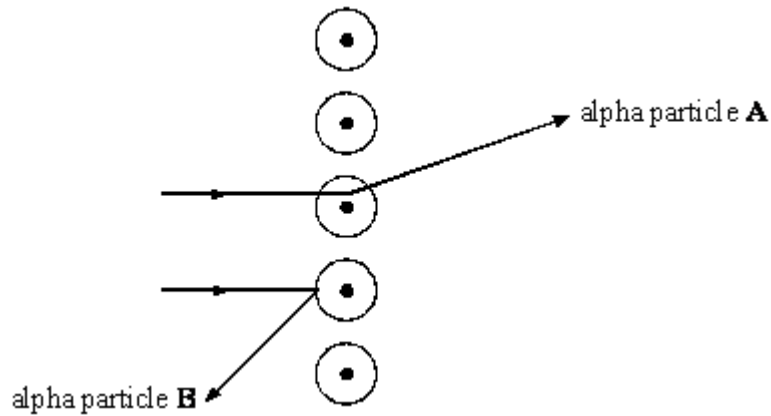
(a) Atoms are made up of three types of particle called protons, neutrons and electrons.

Complete the table below to show the relative mass and charge of a neutron and an electron. The relative mass and charge of a proton has already been done for you.

PARTICLE	RELATIVE MASS	RELATIVE CHARGE
proton	1	+1
neutron		
electron		

(2)

(b) The diagram below shows the paths of two alpha particles **A** and **B**, into and out of a thin piece of metal foil.



The paths of the alpha particles depend on the forces on them in the metal. Describe the model of the atom which is used to explain the paths of alpha particles aimed at thin sheets of metal foil.

.....

.....

.....

(3)  
(Total 5 marks)

**Q2.** Use the Data Sheet to help you answer this question.  
This question is about elements and atoms.

- (a) About how many different elements are found on Earth?  
Draw a **ring** around the correct number.

**40      50      60      70      80      90**

**(1)**

- (b) The following are parts of an atom:

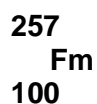
**electron          neutron          nucleus          proton**

Choose from the list the one which:

- (i) has no electrical charge; .....
- (ii) contains two of the other particles; .....
- (iii) has very little (negligible) mass. ....

**(3)**

- (c) Scientists have been able to make new elements in nuclear reactors. One of these new elements is fermium. An atom of fermium is represented by the symbol below.

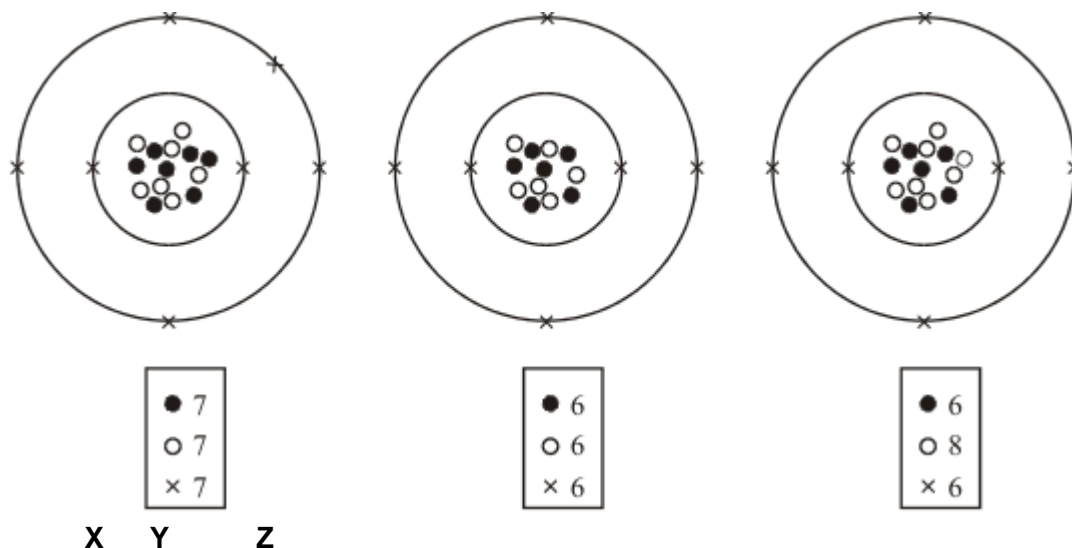


- (i) How many protons does this atom contain? .....
- (ii) How many neutrons does this atom contain? .....

**(2)**

**(Total 6 marks)**

**Q3.** (a) The diagrams represent three atoms **X**, **Y** and **Z**.



Which **two** of the atoms are from the same element?

.....

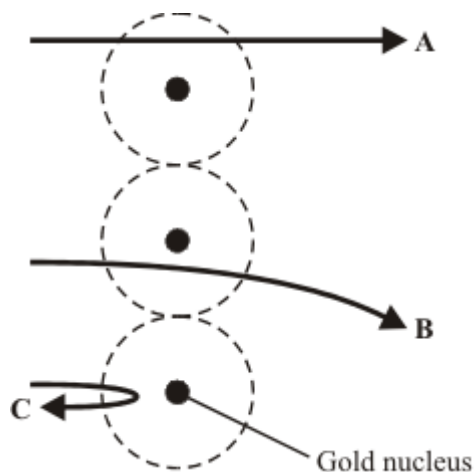
Give a reason for your answer.

.....

.....

(2)

(b) In the early part of the 20<sup>th</sup> century some scientists investigated the paths taken by positively charged alpha particles into and out of a very thin piece of gold foil. The diagram shows the paths of three alpha particles.



Explain the different paths **A**, **B** and **C** of the alpha particles.

*To gain full marks in this question you should write your ideas in good English. Put them into a sensible order and use the correct scientific words.*

.....

.....

.....

.....

.....

**(3)**  
**(Total 5 marks)**

**Q4.** Scientists sometimes replace one scientific model with a different model.

For example, in the early 20th Century the plum pudding model of the atom was replaced by the nuclear model of the atom.

Explain what led to the plum pudding model of the atom being replaced by the nuclear model of the atom.

.....

.....

.....

.....

.....

.....

.....

.....

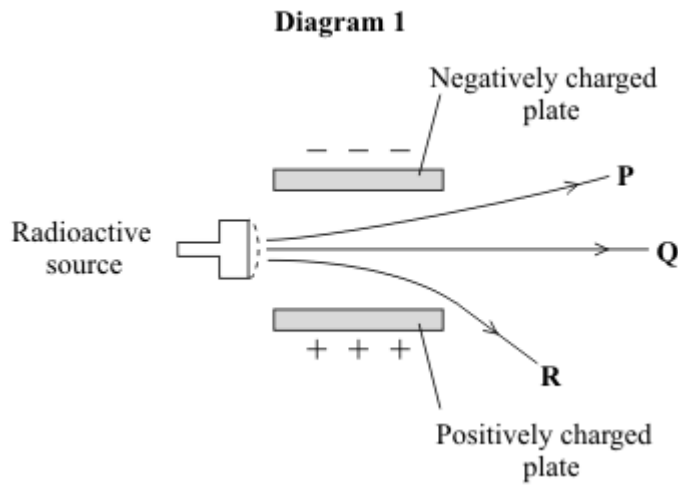
.....

.....

.....

**(Total 6 marks)**


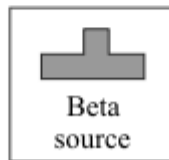
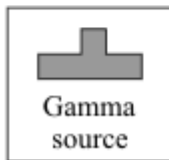
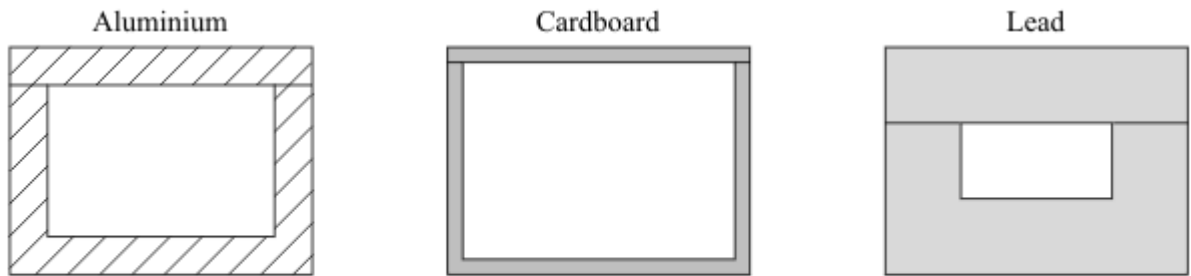
**Q5.** A radioactive source emits alpha ( $\alpha$ ), beta ( $\beta$ ) and gamma ( $\gamma$ ) radiation. The diagram shows what happens to the radiation as it passes between two charged metal plates.



(a) Which line **P**, **Q** or **R** shows the path taken by:

- (i) alpha radiation ..... (1)
- (ii) gamma radiation? ..... (1)

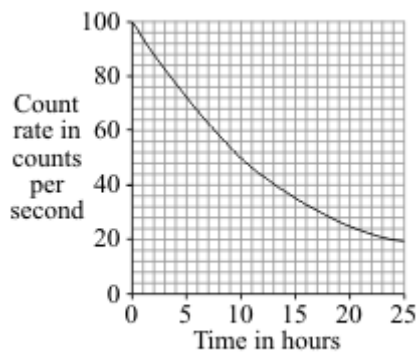
(b) The diagram shows three different boxes and three radioactive sources. Each source emits only one type of radiation and is stored in a different box. The box reduces the amount of radiation getting into the air.



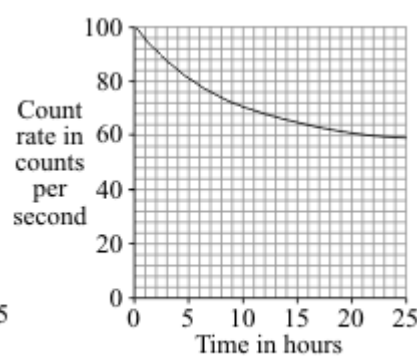
Draw **three** lines to show which source should be stored in which box so that the minimum amount of radiation gets into the air.

(2)

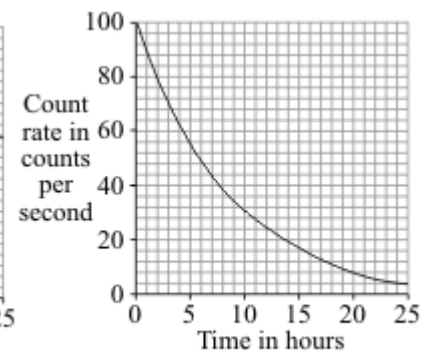
(c) The graphs show how the count rates from three different radioactive sources, **J**, **K**, and **L**, change with time.



**J**



**K**



**L**

(i) Which source, **J**, **K**, or **L**, has the highest count rate after 24 hours?

.....

(1)

(ii) For source **L**, what is the count rate after 5 hours?  
..... counts per second (1)

(iii) Which source, **J**, **K**, or **L**, has the longest half-life?  
..... (1)

(iv) A radioactive source has a half-life of 6 hours.  
What might this source be used for?  
Put a tick (✓) in the box next to your choice.

To monitor the thickness of paper as it is made in a factory

To inject into a person as a medical tracer

To make a smoke alarm work

(1)  
**(Total 8 marks)**



**Q6.** The table gives information about the three types of particle that make up an atom.

Particle	Relative mass	Relative charge
Proton		+1
Neutron	1	
Electron	very small	-1

(a) Complete the table by adding the **two** missing values.

(2)

(b) Use the information in the table to explain why an atom has no overall electrical charge.

.....

.....

.....

.....

(2)

(c) Uranium has two natural isotopes, uranium-235 and uranium-238. Uranium-235 is used as a fuel inside a nuclear reactor. Inside the reactor, atoms of uranium-235 are split and energy is released.

(i) How is the structure of an atom of uranium-235 different from the structure of an atom of uranium-238?

.....

.....

(1)

(ii) The nucleus of a uranium-235 atom must absorb a particle before the atom is able to split.

What type of particle is absorbed?

.....

(1)

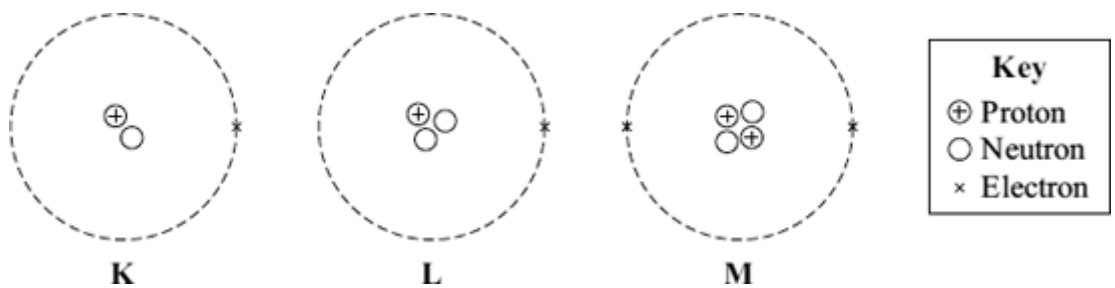
(iii) The nucleus of an atom splits into smaller parts in a reactor.

What name is given to this process?

.....

(1)  
(Total 7 marks)

**Q7.** (a) The diagram represents 3 atoms, **K**, **L** and **M**.



(i) Which **two** of the atoms are isotopes of the same element?  
 ..... and .....

(1)

(ii) Give a reason why the **two** atoms that you chose in part (a)(i) are:  
 (1) atoms of the same element .....  
 .....  
 (2) different isotopes of the same element. ....  
 .....  
 .....

(2)

(b) The table gives some information about the radioactive isotope thorium-230.

mass number	230
atomic number	90

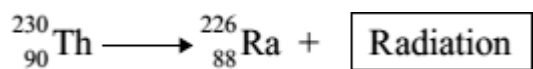
(i) How many electrons are there in an atom of thorium-230?  
 .....

(1)

(ii) How many neutrons are there in an atom of thorium-230?  
 .....

(1)

- (c) When a thorium-230 nucleus decays, it emits radiation and changes into radium-226.



What type of radiation, alpha, beta or gamma, is emitted by thorium-230?

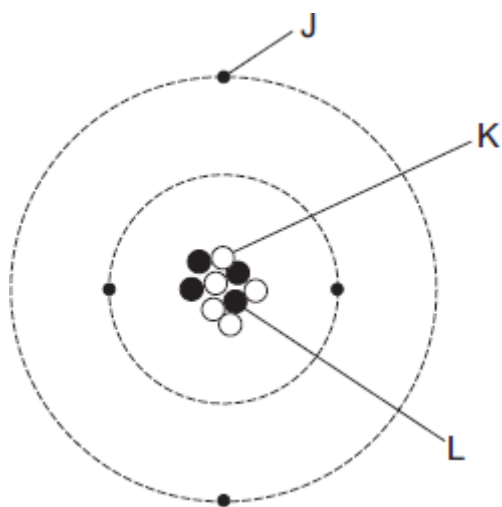
.....

Explain the reason for your answer.

.....  
.....  
.....  
.....  
.....

(3)  
(Total 8 marks)

Q8. The diagram represents an atom of beryllium.



(a) Complete the following statements by writing one of the letters, **J**, **K** or **L**, in each box.

Each letter should be used only **once**.

The particle with a positive charge is

The particle with the smallest mass is

The particle with no charge is

(2)

(b) Give the reason why all atoms have a total charge of zero.

.....  
.....

(1)

(c) Complete the following sentence.

There are several isotopes of beryllium. Atoms of different beryllium isotopes will have different numbers of .....

(1)

(d) What happens to the structure of an atom to change it into an ion?

.....  
.....

(1)

(Total 5 marks)

**Q9.** (a) Background radiation is all around us all the time.

(i) Radon is a natural source of background radiation.

Name another natural source of background radiation.

.....

(1)

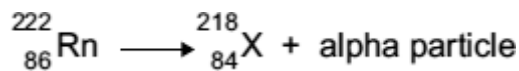
(ii) X-rays are an artificial source of background radiation.

Name another artificial source of background radiation.

.....

(1)

(iii) An atom of radon-222 decays by emitting an alpha particle.  
The equation representing the decay is shown below.



How can you tell from the equation that 'X' is not an atom of radon?

.....

.....

(1)

(b) Having an X-ray taken increases your exposure to radiation.

The table gives:

- the radiation doses received for 6 different medical X-rays;
- the number of days' of exposure to natural background radiation each dose is equivalent to.

Medical X-ray	Radiation dose received (in arbitrary units)	Equivalent number of days of exposure to natural background radiation
Chest	2	2.4
Skull	7	8.4

<b>Pelvis</b>	22	26.4
<b>Hip</b>	44	52.8
<b>Spine</b>	140	
<b>CT head scan</b>	200	240

A hospital patient has an X-ray of the spine taken.  
 Calculate the number of days of exposure to natural background radiation that an X-ray of the spine is equivalent to.

Show how you work out your answer.







.....  
 .....  
 .....

Equivalent number of days = .....

(2)

- (c) Scientists have shown that X-rays increase the risk of developing cancer. The scientists came to this conclusion by studying the medical history of people placed in one of two groups, **A** or **B**. The group into which people were put depended on their X-ray record.

- (i) Person **J** has been placed into group **A**. Place each of the people, **K**, **L**, **M**, **N** and **O**, into the appropriate group, **A** or **B**.

<b>Person</b>	<b>J</b> 	<b>K</b> 	<b>L</b> 	<b>M</b> 	<b>N</b> 	<b>O</b> 
<b>Medical X-ray record</b>	3 arm	None	None	2 skull	None	4 leg

<b>Group A</b>	<b>Group B</b>
----------------	----------------



J	
---	--

(1)

- (ii) To be able to make a fair comparison, what is important about the number of people in each of the two groups studied by the scientists?

.....  
 .....

(1)

- (iii) What data would the scientists have compared in order to come to the conclusion that X-rays increase the risk of developing cancer?

.....  
 .....

(1)

- (iv) The chance of developing cancer due to a CT head scan is about 1 in 10 000. The chance of developing cancer naturally is about 1 in 4.

A hospital patient is advised by a doctor that she needs to have a CT head scan.

The doctor explains to the patient the risks involved.

Do you think that the patient should give her permission for the CT scan to be taken?

Draw a ring around your answer.

**Yes**

**No**

Give a reason for your answer.

.....  
 .....

(1)

**(Total 9 marks)**