



(a) Complete the following sentences.

(i) An electric motor is designed to transform electrical energy into
..... energy.

(1)

(ii) Some of the electrical energy supplied to the motor is wasted as
..... energy and energy.

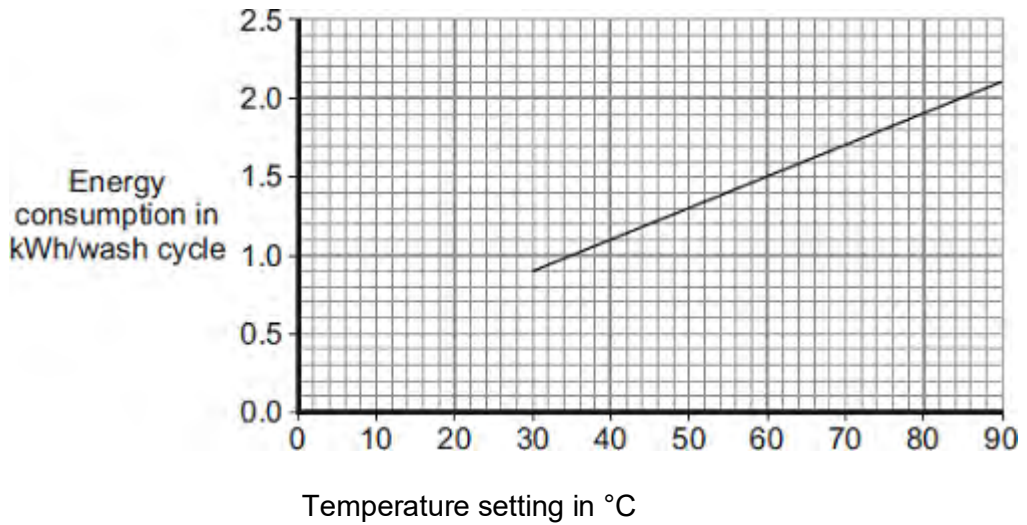
(1)

(b) What happens to the energy wasted by the electric motor?

.....
.....

(1)

(c) The graph shows that washing clothes at a lower temperature uses less energy than washing them at a higher temperature. Using less energy will save money.



- (i) Electricity costs 15p per kilowatt-hour (kWh).

The temperature setting is turned down from 40 °C to 30 °C.

Use the graph and equation in the box to calculate the money saved each wash cycle.

total cost = number of kilowatt-hours x cost per kilowatt-hour

Show clearly how you work out your answer.

.....

Money saved =

(2)

- (ii) Reducing the amount of energy used by washing machines could reduce the amount of carbon dioxide emitted into the atmosphere.

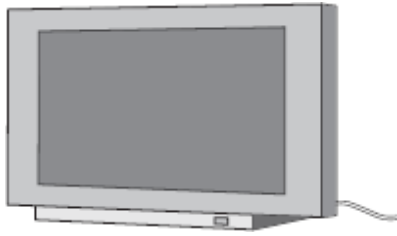
Explain why.

.....

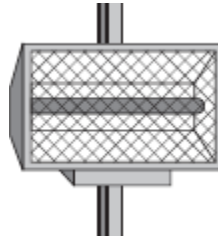
(2)

(Total 7 marks)

Q2. The data included in the diagrams gives the power of the electrical appliances.



TV
160 W



Radiant heater
1.0 kW



Hairdryer
1100 W



Sandwich toaster
1.1 kW



Food processor
0.4 kW



Table lamp
40 W

- (a) (i) Which of the appliances are designed to transform electrical energy to kinetic energy?

.....
.....

(1)

- (ii) Which of the appliances waste energy as heat?

.....
.....

(1)

- (b) Leaving the radiant heater switched on is likely to lead to more carbon dioxide being emitted into the atmosphere than leaving the table lamp on for the same length of time.

Explain why.

.....

.....

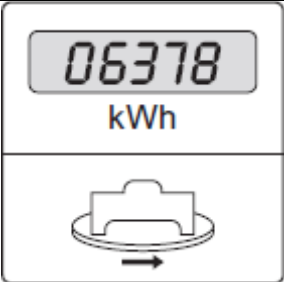
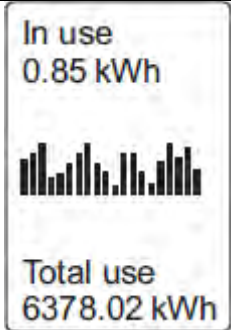
.....

.....

(2)

- (c) A homeowner decides to monitor the amount of electrical energy used in his home. He can do this by using the home's electricity meter or by using a separate electronic device.

The table gives some information about each method.

Electricity meter	Electronic device
Records to the nearest kilowatt-hour	Records to the nearest 1/100th kilowatt-hour
Homeowner takes readings at regular intervals	Energy use recorded continuously and stored for one year
	Displays a graph showing energy use over a period of time
	

- (i) Complete the following sentence.

The reading given by the electronic device is more than the reading given by the electricity meter.

(1)

- (ii) Suggest how data collected and displayed by the electronic device could be useful to the homeowner.

.....

.....

.....

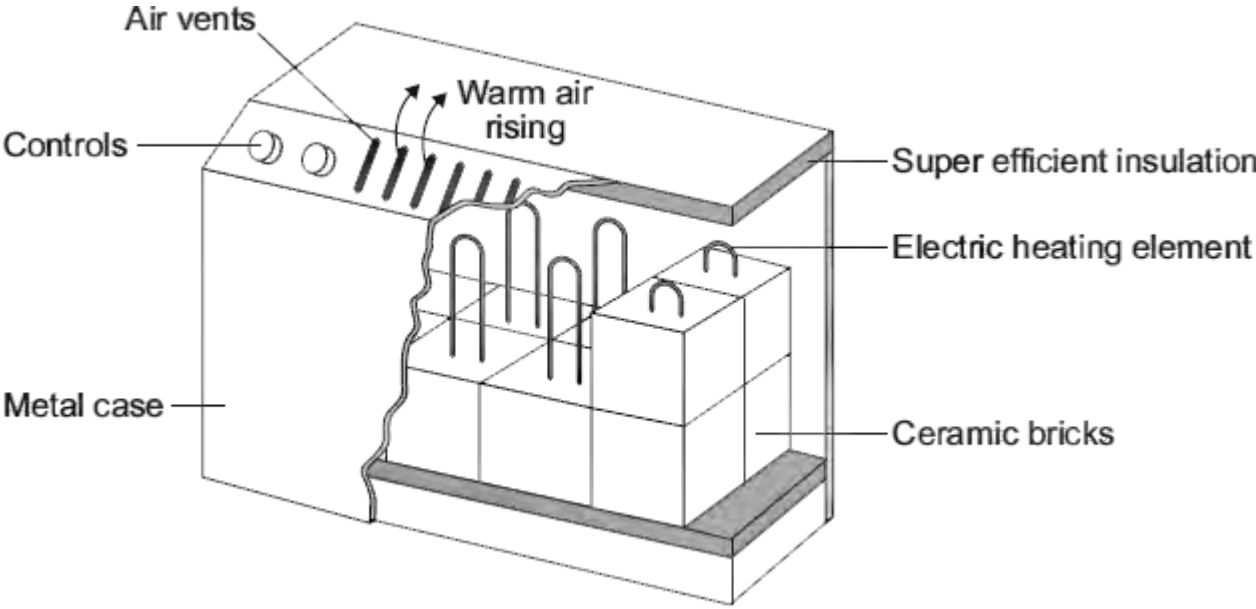
.....

.....

.....

(3)
(Total 8 marks)

Q3. The diagram shows how one type of electric storage heater is constructed. The heater has ceramic bricks inside. The electric elements heat the ceramic bricks during the night. Later, during the daytime, the ceramic bricks transfer the stored energy to the room.



(a) In winter, the electricity supply to a 2.6 kW storage heater is switched on each day between midnight and 7 am. Between these hours, electricity costs 5 p per kilowatt-hour.

Calculate the daily cost of using the storage heater.

Show clearly how you work out your answer.

.....

.....

.....

.....

.....

Cost = p

(3)

(b) Homes with electric storage heaters have a separate meter to measure the electricity supplied between midnight and 7 am. Another meter measures the

electricity supplied at other times. This electricity supplied at other times costs 15 p per kilowatt-hour.

Electricity companies encourage people to use electricity between midnight and 7 am by selling the electricity at a lower cost.

Suggest why.

.....
.....

(1)

- (c) By 7 am, the temperature at the centre of the ceramic bricks is about 800 °C. The temperature of the outside metal casing is about 80 °C.

The ceramic bricks are surrounded by 'super-efficient' insulation.

Explain why.

.....
.....
.....
.....

(2)

- (d) At 7 am, the electricity supply switches off and the temperature of the ceramic bricks starts to fall. The temperature of the bricks falls by 100 °C over the next four hours. During this time, 9 000 000 J of energy are transferred from the bricks.

Calculate the total mass of ceramic bricks inside the heater.

Specific heat capacity of the ceramic bricks = 750 J/kg °C.

Show clearly how you work out your answer.

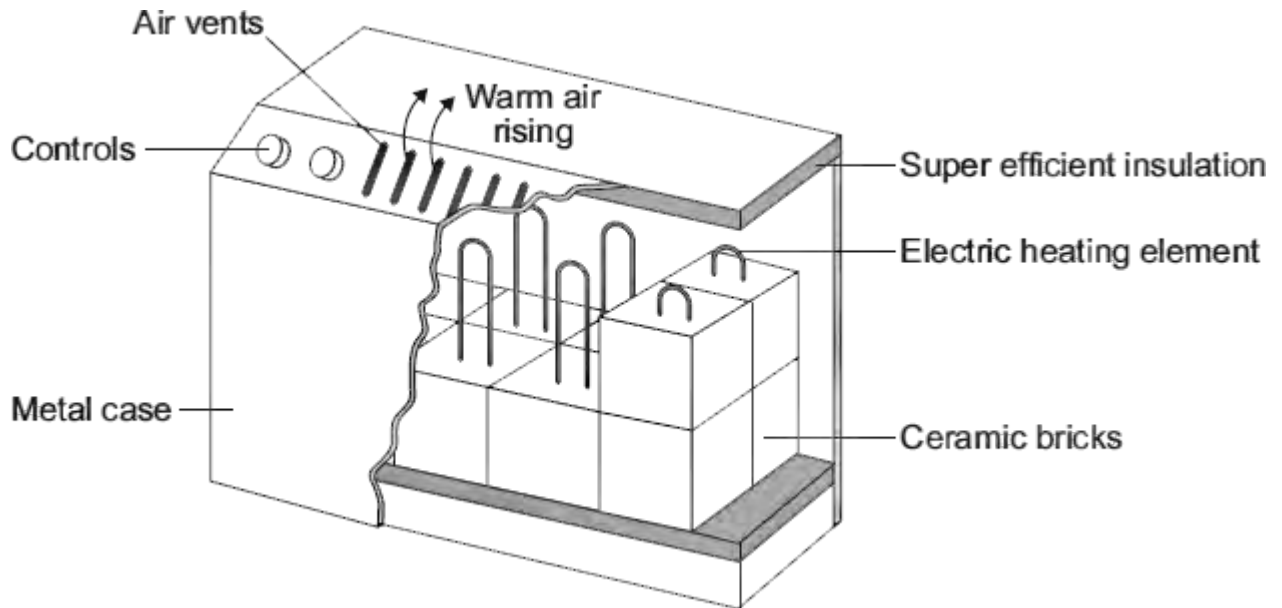
.....
.....
.....
.....

Mass = kg

(2)

(Total 8 marks)

Q4. The diagram shows how one type of electric storage heater is constructed. The heater has ceramic bricks inside. The electric elements heat the ceramic bricks during the night. Later, during the daytime, the ceramic bricks transfer the stored energy to the room.



(a) (i) Complete the following sentences using words from the box.

conduction convection evaporation

Energy is transferred through the metal casing by

The warm air rising from the heater transfers energy to the room by

(2)

(ii) The inside of the metal case is insulated.

Which **one** of the following gives the reason why?

Tick (✓) **one** box.

To transfer energy from the ceramic bricks to the room faster

To stop energy from the room transferring into the heater

To keep the ceramic bricks hot for a longer time



(1)

(b) In winter, the electricity supply to a 2.6 kW storage heater is switched on for seven hours each day.

(i) Calculate the energy transferred, in kilowatt-hours, from the electricity supply to the heater in seven hours.

Show clearly how you work out your answer.

.....

.....

Energy transferred = kWh

(2)

(ii) The electricity supply to the heater is always switched on between midnight and 7 am. Between these hours, electricity costs 5 p per kilowatt-hour.

Calculate how much it costs to have the heater switched on between midnight and 7 am.

.....

.....

Cost = p

(1)

(c) Between 7 am and 8 am, after the electricity supply is switched off, the temperature of the ceramic bricks falls by 25 °C.

Calculate the energy transferred from the ceramic bricks between 7 am and 8 am.

Total mass of ceramic bricks = 120 kg.

Specific heat capacity of the ceramic bricks = 750 J/kg °C.

Show clearly how you work out your answer.

.....

.....
.....
.....

Energy transferred = J

(2)
(Total 8 marks)

Q5.Electricity can be generated using various energy sources.

- (a) Give **one** advantage and **one** disadvantage of using nuclear power stations rather than gas-fired power stations to generate electricity.

Advantage

.....

Disadvantage

.....

(2)

- (b) (i) A single wind turbine has a maximum power output of 2 000 000 W.
The wind turbine operated continuously at maximum power for 6 hours.
Calculate the energy output in kilowatt-hours of the wind turbine.

.....

.....

.....

Energy output = kWh

(2)

- (ii) Why, on average, do wind turbines operate at maximum power output for only 30% of the time?

.....

.....

(1)

- (c) An on-shore wind farm is made up of many individual wind turbines.
They are connected to the National Grid using underground power cables.
Give **one** advantage of using underground power cables rather than overhead power cables.

.....

.....
(1)
(Total 6 marks)

Q6.(a) Iceland is a country that generates nearly all of its electricity from renewable sources.

In 2013, about 80% of Iceland's electricity was generated using hydroelectric power stations (HEP).

Describe how electricity is generated in a hydroelectric power station. Include the useful energy transfers taking place.

.....

.....

.....

.....

.....

.....

.....

.....

.....

.....

.....

.....

(4)

(b) The UK produces most of its electricity from fossil fuels.

Many people in the UK leave their televisions in 'stand by' mode when not in use, instead of switching them off.

It is better for the environment if people switch off their televisions, instead of leaving them in 'stand by' mode.

Explain why.

.....

.....

.....

.....

.....

.....

(3)

(c) A scientist wrote in a newspaper:

‘Appliances that do not automatically switch off when they are not being used should be banned.’

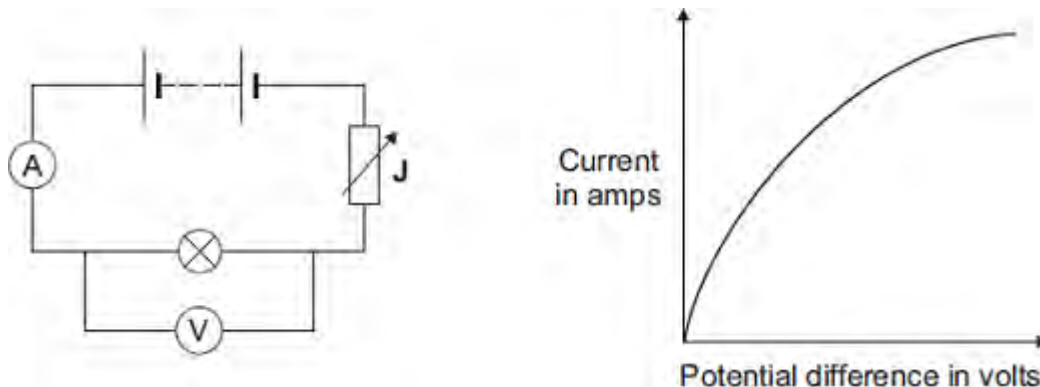
Suggest why scientists alone cannot make the decision to ban these appliances.

.....
.....

(1)

(Total 8 marks)

Q7.(a) The diagram shows the circuit used to obtain the data needed to plot the current–potential difference graph for a filament bulb.



(i) Why is the component labelled 'J' included in the circuit?

.....

(1)

(ii) The resistance of the bulb increases as the potential difference across the bulb increases. Why?

.....

(1)

(iii) The bulb is at full brightness when the potential difference across the bulb is 12 V.

The current through the bulb is then 3 A.

Calculate the power of the bulb when it is at full brightness and give the unit.

.....

Power =

(3)

(b) *In this question you will be assessed on using good English, organising information*

clearly and using specialist terms where appropriate.

The table gives data about two types of light bulb people may use in their homes.

Type of light bulb	Energy efficiency	Cost of one light bulb	Average lifetime in hours
Halogen	10%	£1.95	2 000
Light Emitting Diode (LED)	32%	£11.70	36 000

Both types of light bulb produce the same amount of light.

Evaluate, in terms of cost and energy efficiency, the use of the two types of light bulb.

To gain full marks you must compare both types of light bulb and conclude which light bulb would be the best to use.

.....

.....

.....

.....

.....

.....

.....

.....

.....

.....

(6)
(Total 11 marks)