



**GCSE (9-1)**

**Physics B (Twenty First Century)**

Unit **J259F/02**: Foundation Tier – Depth in physics

General Certificate of Secondary Education

**Mark Scheme for June 2018**

OCR (Oxford Cambridge and RSA) is a leading UK awarding body, providing a wide range of qualifications to meet the needs of candidates of all ages and abilities. OCR qualifications include AS/A Levels, Diplomas, GCSEs, Cambridge Nationals, Cambridge Technicals, Functional Skills, Key Skills, Entry Level qualifications, NVQs and vocational qualifications in areas such as IT, business, languages, teaching/training, administration and secretarial skills.

It is also responsible for developing new specifications to meet national requirements and the needs of students and teachers. OCR is a not-for-profit organisation; any surplus made is invested back into the establishment to help towards the development of qualifications and support, which keep pace with the changing needs of today's society.

This mark scheme is published as an aid to teachers and students, to indicate the requirements of the examination. It shows the basis on which marks were awarded by examiners. It does not indicate the details of the discussions which took place at an examiners' meeting before marking commenced.

All examiners are instructed that alternative correct answers and unexpected approaches in candidates' scripts must be given marks that fairly reflect the relevant knowledge and skills demonstrated.

Mark schemes should be read in conjunction with the published question papers and the report on the examination.















© OCR 2018

J259/02

Mark Scheme

June 2018

Annotations available in RM Assessor

Annotation	Meaning
	Correct response
	Incorrect response
	Omission mark
	Benefit of doubt given
	Contradiction
	Rounding error
	Error in number of significant figures
	Error carried forward
	Level 1
	Level 2
	Level 3
	Benefit of doubt not given
	Noted but no credit given
	Ignore

J259/02

Mark Scheme

June 2018

Abbreviations, annotations and conventions used in the detailed Mark Scheme (to include abbreviations and subject-specific conventions).

<b>Annotation</b>	<b>Meaning</b>
/	alternative and acceptable answers for the same marking point
✓	Separates marking points
<b>DO NOT ALLOW</b>	Answers which are not worthy of credit
<b>IGNORE</b>	Statements which are irrelevant
<b>ALLOW</b>	Answers that can be accepted
( )	Words which are not essential to gain credit
—	Underlined words must be present in answer to score a mark
<b>ECF</b>	Error carried forward
<b>AW</b>	Alternative wording
<b>ORA</b>	Or reverse argument

J259/02

Mark Scheme

June 2018

The breakdown of Assessment Objectives for GCSE (9-1) in Physics B:

	<b>Assessment Objective</b>
<b>AO1</b>	<b>Demonstrate knowledge and understanding of scientific ideas and scientific techniques and procedures.</b>
AO1.1	Demonstrate knowledge and understanding of scientific ideas.
AO1.2	Demonstrate knowledge and understanding of scientific techniques and procedures.
<b>AO2</b>	<b>Apply knowledge and understanding of scientific ideas and scientific enquiry, techniques and procedures.</b>
AO2.1	Apply knowledge and understanding of scientific ideas.
AO2.2	Apply knowledge and understanding of scientific enquiry, techniques and procedures.
<b>AO3</b>	<b>Analyse information and ideas to interpret and evaluate, make judgements and draw conclusions and develop and improve experimental procedures.</b>
<b>AO3.1</b>	Analyse information and ideas to interpret and evaluate.
AO3.1a	Analyse information and ideas to interpret.
AO3.1b	Analyse information and ideas to evaluate.
<b>AO3.2</b>	Analyse information and ideas to make judgements and draw conclusions.
AO3.2a	Analyse information and ideas to make judgements.
AO3.2b	Analyse information and ideas to draw conclusions.
<b>AO3.3</b>	Analyse information and ideas to develop and improve experimental procedures.
AO3.3a	Analyse information and ideas to develop experimental procedures.
AO3.3b	Analyse information and ideas to improve experimental procedures.

J259/02

Mark Scheme

June 2018

Question			Answer	Marks	AO element	Guidance
1	(a)	(i)	0.2 (seconds) ✓	1	2.2	± 0.01 s
		(ii)	0.57 (seconds) ✓	1	2.2	± 0.01 s
		(iii)	0.37 (seconds) ✓	1	2.1	ECF values from ai and aii
	(b)		Recall: $v=s/t$ ✓  Realises that you have to double the distance / half the time ✓	2	1.2 2.1	ALLOW in words
	(c)		His value of time was inaccurate ✓  Did not have accurate clock/computer ✓	2	3.1b 3.2b	ALLOW other valid suggestion  ALLOW 'did not have the technology'

Question		Answer	Marks	AO element	Guidance
2	(a)	Refraction ✓ Speed ✓ Absorption ✓	3	1.1 x3	
	(b) (i)	<b>FIRST CHECK THE ANSWER ON THE ANSWER LINE.</b> <b>If answer = 0.3(0) (m/s) award 2 marks</b>  = 2.5 (Hz) × 0.12 (m) ✓ = 0.3(0) (m/s) ✓	2	2.1 x2	
	(ii)	<b>Any two from:</b> Shows the waves slowing down / changing speed. ✓  Shows the wavelength becoming smaller (entering glass or shallow water <b>ORA</b> ). ✓  Shows the change in direction ✓  (Which) shows refraction ✓  Shows that light is a wave (because it does the same thing). ✓	2	3.1a x2	<b>ALLOW AW</b> for changing direction

Question		Answer	Marks	AO element	Guidance
3	(a)	<p>Alternating means changing/swapping direction/<b>AW</b> ✓</p> <p>Direct means constant/always the same way/<b>AW</b> ✓</p>	2	1.1 x2	<b>ALLOW</b> annotated diagram
	(b) (i)	<p><b>FIRST CHECK THE ANSWER IN THE ANSWER BOX.</b> <b>If answer = 300 000 (A) award 3 marks</b></p> <p>output current = input p.d. × input current / output p.d. ✓</p> <p>Output current = <math>230\,000 \times 300 / 230</math> (A) ✓ = 300 000 (A) ✓</p> <p><b>OR</b></p> <p><math>230\,000 \times 300</math> (A) = <math>230 \times</math> output current (A) ✓</p> <p><math>69\,000\,000 = 230 \times</math> output current output current = <math>69\,000\,000 / 230</math> (A) ✓</p> <p>Output current = 300 000 (A) ✓</p>	3	1.2 2.2 x2  1.2 2.2 2.2	Give full credit for use of inverse proportion, e.g. 'voltage gets 1000 × smaller, so current gets 100 × bigger'
	(ii)	<p>Recall: Power = p.d. × current ✓</p> <p>= <math>23000</math> (V) × <math>3000</math> (A) = <math>69\,000\,000</math> (W) ✓</p> <p>= 69 (MW) (so &gt; 60 MW) ✓</p>	3	1.2 2.1 x2	<b>NOT</b> $230\,000$ (V) × $300$ (A)
	(iii)	<p><b>FIRST CHECK THE ANSWER ON THE ANSWER LINE.</b> <b>If answer = 6900 award 2 marks</b></p> <p>Number = total output power/10 (kW) ✓</p> <p>= <math>69\,000\,000</math> (W) / <math>10\,000</math>(W) = 6900 ✓</p>	2	2.2 x2	<b>ECF</b> 3bii



J259/02

Mark Scheme

June 2018

Question			Answer	Marks	AO element	Guidance
	(c)		Energy is dissipated as current heats the power cables ✓  <b>Any one from:</b> Current is smaller in the power cables ✓  Smaller current means less heat/smaller energy dissipated ✓	2	1.1  3.1a	<b>ALLOW</b> 'energy loss' in place of energy dissipated <b>ALLOW</b> 'power' in place of 'energy'  <b>ALLOW</b> example: e.g. for 230 000 V instead of 23 000 V current = 300 A instead of 3 000 A

Question			Answer	Marks	AO element	Guidance
4	(a)	(i)	<p><b>FIRST CHECK THE ANSWER ON THE ANSWER LINE.</b>  <b>If answer = 40 award 2 marks</b></p> <p>Number = <math>1400 \text{ (MW)} / 35 \text{ (MW)}</math> ✓            = 40 ✓</p>	2	2.2 x2	
		(ii)	<p><b>Any two from:</b></p> <p>Does not work at night ✓            Days are shorter in winter ✓            Less power generated in cloud/rain ✓            Early morning/late evening the Sun is very low ✓            Panels get dirty / rays blocked by objects (e.g. trees) ✓</p>	2	2.1 x2	<p><b>ALLOW</b> 1 max for idea that there is not always enough sunlight</p> <p><b>ALLOW</b> Sunlight not always directly on them</p>
	(b) *		<p><i>Please refer to the marking instructions on page 5 of this mark scheme for guidance on how to mark this question.</i></p> <p><b>Level 3 (5–6 marks)</b>            Describes some advantages and disadvantages of <b>BOTH</b> solar farms <b>and</b> gas-burning power stations, showing an understanding of non-renewable and renewable energy resources.</p> <p><i>There is a well-developed line of reasoning which is clear and logically structured. The information presented is relevant and substantiated.</i></p>	6	1.1 x2 3.2b x4	<p><b>AO1.1 Demonstrates knowledge and understanding of renewable vs. non-renewable energy resources</b></p> <p>For example:</p> <ul style="list-style-type: none"> <li>• Gas is non – renewable so will run out</li> <li>• Solar is renewable</li> <li>• A renewable energy resource will not run out</li> </ul>

Question	Answer	Marks	AO element	Guidance
	<p><b>Level 2 (3–4 marks)</b> Describes some <u>advantages</u> of <b>BOTH</b> solar farms <b>and</b> gas-burning power stations, showing an understanding of non-renewable and renewable energy resources. <b>OR</b> Describes some <u>disadvantages</u> of <b>BOTH</b> solar farms <b>and</b> gas-burning power stations, showing an understanding of non-renewable and renewable energy resources. <b>OR</b> Describes some advantages <b>and</b> disadvantages of <b>BOTH</b> solar farms and gas-burning power stations.</p> <p><i>There is a line of reasoning presented with some structure. The information presented is relevant and supported by some evidence.</i></p> <p><b>Level 1 (1–2 marks)</b> Describes some advantages <b>and</b> disadvantages of gas-burning power stations <u>ONLY</u>. <b>OR</b> Describes some advantages <b>and</b> disadvantages of solar farms <u>ONLY</u>. <b>OR</b> Describes some advantages <b>or</b> disadvantages of <u>BOTH</u> solar farms and gas-burning power stations. <b>OR</b> Shows an understanding of non-renewable and renewable energy resources.</p> <p><i>There is an attempt at a logical structure with a line of reasoning. The information is in the most part relevant.</i></p> <p><b>0 marks</b> <i>No response or no response worthy of credit.</i></p>			<p><b>AO3.2b Draws a conclusion describing advantages and disadvantages</b> For example: Advantages – solar farm</p> <ul style="list-style-type: none"> <li>• A solar farm can be used for grazing animals</li> <li>• Less pollution produced when generating electricity</li> <li>• solar power stations don't produce CO<sub>2</sub> (once built)</li> </ul> <p>Advantages – gas-burning power station</p> <ul style="list-style-type: none"> <li>• More power produced than solar farms</li> <li>• Gas is not reliant on weather conditions/light levels</li> </ul> <p>Disadvantage – solar farm</p> <ul style="list-style-type: none"> <li>• maximum solar output is 40 × smaller than gas [<b>ECF</b> part (a)]</li> <li>• Reliant on the weather conditions</li> <li>• Solar panel production is polluting</li> <li>• Looks ugly</li> <li>• Solar farms take up space</li> </ul> <p>Disadvantage – gas-burning power station</p> <ul style="list-style-type: none"> <li>• CO<sub>2</sub> contributes to global warming</li> <li>• Gas produces CO<sub>2</sub></li> <li>• which damages the environment</li> </ul>

Question			Answer	Marks	AO element	Guidance
5	(a)	(i)	U has A = 234 ✓ U has Z = 92 ✓	2	2.2 x2	
		(ii)	Alpha particles cannot penetrate a thin sheet of paper ✓  The aluminium in the case is thicker and denser than thin paper ✓	2	1.1  2.1	1 <sup>st</sup> and 4 <sup>th</sup> boxes
	(b)	(i)	<b>FIRST CHECK THE ANSWER ON THE ANSWER LINE.</b> <b>If answer = 10 (%) award 3 marks</b>  = 1.6 (kWh) / 16 (kWh) <b>OR</b> 0.1 ✓  = 0.10 x 100 (%) ✓  = 10 (%) ✓	3	3.1b  1.2 x2	<b>ALLOW</b> 1 mark for 90%
		(ii)	18(kWh) ÷ 1.6(kWh) ✓  = 11.25 (hours) (which is more than 10 h) ✓	2	2.2  3.1a	<b>ALLOW</b> 1.6 (kWh) × 10 (h) = 16 (kWh) Which is less than 18 (h) <b>AW</b>
	(c)		25 (km/h) × 4 (h) = 100 (km) ✓  Straight diagonal line from [0,0] ✓  Stopping at [100,4] ✓  horizontal line from [100,4] to [100,14] ✓	4	1.2  2.2 x3	May be shown by the correct graph    <b>ALLOW ECF</b> from mp3

Question			Answer	Marks	AO element	Guidance
6	(a)	(i)	<b>FIRST CHECK THE ANSWER ON THE ANSWER LINE.</b> <b>If answer = 1.6 (J) award 3 marks</b>  $\Delta \text{g.p.e.} = mgh \checkmark$  $= 0.80 \text{ (kg)} \times 10 \text{ (N/kg)} \times 0.20 \text{ (m)} \checkmark$  $= 1.6 \text{ (J)} \checkmark$	3	1.2 2.1 2.1	
		(ii)	Air resistance is very small. $\checkmark$  There is not much friction acting on the trolley. $\checkmark$	2	3.1a 2.1	1 <sup>st</sup> and 5 <sup>th</sup> box
		(iii)	1.3 m $\checkmark$	1	2.2	3rd box
	(b)	(i)	If trolley has not fallen any distance, there is no potential energy to transfer to kinetic energy. $\checkmark$	1	1.1	<b>ALLOW</b> (At the start) trolley has not moved and so KE and distance are both 0 AW
	(b)	(ii)	All three points correctly plotted $\{\pm 1 \text{ a small division}\} \checkmark$ Best-fit smooth curve $\checkmark$	2	2.2 $\times$ 2	<b>ECF</b> own misplotting
	(c)		More energy, goes further /positive correlation $\checkmark$  Less increase in distance at higher energies $\checkmark$	2	3.1a x2	<b>ALLOW ECF</b> their plotted graph

Question			Answer	Marks	AO element	Guidance
7	(a)	(i)	D ✓	1	2.1	
		(ii)	B ✓	1	2.1	
		(iii)	D ✓	1	2.1	
		(iv)	C ✓	1	2.1	
	(b)		<p><b>FIRST CHECK THE ANSWER ON THE ANSWER LINE.</b>  <b>If answer = 200 (kPa) award 2 marks</b></p> <p><math>100 \text{ (kPa)} \times 300 \text{ (cm}^3\text{)} = 30\,000 \text{ (kPa cm}^3\text{)} \checkmark</math>  <math>\text{New P} \times 150 \text{ (cm}^3\text{)} = 30\,000 \text{ (kPa cm}^3\text{)}</math></p> <p><math>\text{New P} = 30\,000 \text{ (kPa cm}^3\text{)} / 150 \text{ cm}^3 = 200 \text{ (kPa)} \checkmark</math></p> <p><b>OR</b></p> <p><math>100 \text{ (kPa)} \times 300 \text{ (cm}^3\text{)} = \text{New P} \times 150 \text{ (cm}^3\text{)} \checkmark</math>  <math>\text{New P} = 100 \text{ (kPa)} \times 300 \text{ (cm}^3\text{)} \div 150 \text{ (cm}^3\text{)}</math></p> <p><math>\text{New P} = 200 \text{ (kPa)} \checkmark</math></p>	2	1.2  2.1  1.2  2.1	<b>ALLOW</b> e.g 'half V means double P'
	(c)		<p><b>FIRST CHECK THE ANSWER ON THE ANSWER LINE.</b>  <b>If answer = 150 000 (Pa) award 3 marks</b></p> <p>Pressure = force/area ✓</p> <p><math>= 300 \text{ (N)} / 0.002 \text{ (m}^2\text{)} \checkmark</math>  <math>= 150\,000 \text{ (Pa)} \checkmark</math></p>	3	1.2  2.1 2.1	

Question			Answer	Marks	AO element	Guidance
8	(a)	(i)	As the illuminance increases, the change in resistance becomes less and less. (3 <sup>rd</sup> option) ✓	1	1.2	
	(a)	(ii)	<b>FIRST CHECK THE ANSWER ON THE ANSWER LINE.</b> If answer is between 14.0 & 16.0 (kΩ) award 2 marks $R$ (at 10 lux) = 20 (kΩ) <b>OR</b> $R$ (at 70 lux) = $\{5 \pm 1\}$ (kΩ) ✓ Second $R$ and $\Delta R = 20$ (kΩ) – $\{5 \pm 1\}$ (kΩ) = 14.0 – 16.0 (kΩ) ✓	2	2.2 × 2	<b>ALLOW</b> + or – for $\Delta R$ as this is a decrease
	(b)	(i)	<b>FIRST CHECK THE ANSWER ON THE ANSWER LINE.</b> If answer= 0.000 20(5)/2.0(5) x 10 <sup>-4</sup> (A) award 3 marks current = $V/R$ ✓ = 4.5 (V) / 22 000 (Ω) ✓ = 0.000 20(5) / 2.0(5) x 10 <sup>-4</sup> (A) ✓	3	1.2 2.1 2.1	<b>IGNORE</b> significant figure errors or rounding errors <b>ALLOW</b> any form of equation for mp1 and mp 2 Incorrect $R$ loses mp2 <b>ECF</b> own values but penalise for power of ten errors
	(b)	(ii)	<b>FIRST CHECK THE ANSWER ON THE ANSWER LINE.</b> If answer = 2.0(5) (V) award 3 marks Unit conversion 10 k(Ω) = 10000 (Ω) ✓ p.d. = 0.000 20(5) (A) × 10 000 (Ω) ✓ = 2.0(5) (V) ✓ <b>OR</b> p.d. = 4.5 (V) × $\{R/R_{\text{total}}\}$ ✓ = 4.5 (V) × 10 000 (Ω) ÷ 22 000 (Ω) ✓ = 2.0(5) (V) ✓	3	1.2 1.2 2.1	<b>ECF</b> from (b)(i)

J259/02

Mark Scheme

June 2018

Question		Answer	Marks	AO element	Guidance
	(iii)	<p>(As illuminance increases) resistance decreases /current increases ✓</p> <p>p.d. (across 10 k <math>\Omega</math> resistor) increases. ✓</p> <p>Resistance changes get smaller / less as illuminance increases, so change in p.d. becomes smaller ✓</p>	3	<p>2.2</p> <p>3.1a <math>\times</math> 2</p>	<b>ALLOW</b> potential divider argument for mp2 & mp3



Question	Answer	Marks	AO element	Guidance
9 (a)*	<p><i>Please refer to the marking instructions on page 5 of this mark scheme for guidance on how to mark this question.</i></p> <p><b>Level 3 (5–6 marks)</b> Correct calculation to check whether the value of SLH is greater than 2300 J/g <b>AND</b> specific evaluation / development.</p> <p><i>There is a well-developed line of reasoning which is clear and logically structured. The information presented is relevant and substantiated.</i></p> <p><b>Level 2 (3–4 marks)</b> Correct calculation to check whether the value of SLH is greater than 2300 J/g <b>OR</b> Identifies at least one shortcoming of Sarah’s experiment <b>OR</b> suggests at least one valid improvement.</p> <p><i>There is a line of reasoning presented with some structure. The information presented is relevant and supported by some evidence.</i></p> <p><b>Level 1 (1–2 marks)</b> May attempt to use data to check statement <b>OR</b> Makes generic suggestion(s) to improve the procedure, e.g. repeat readings, use a more accurate balance.</p> <p><i>There is an attempt at a logical structure with a line of reasoning. The information is in the most part relevant.</i></p> <p><b>0 marks</b> <i>No response or no response worthy of credit.</i></p>	6	2.2 × 2 3.1b × 2 3.3a × 2	<p><b>Indicative scientific points may include:</b></p> <p><b>AO2.2 Calculation of SLH</b></p> <ul style="list-style-type: none"> <li>• <math>P = 3.0 \text{ A} \times 12 \text{ V} = 36 \text{ W}</math></li> <li>• <math>\Delta E = Pt = 36 \text{ W} \times 150 \text{ s} = 5400 \text{ J}</math></li> <li>• <math>\Delta m = \{185.3 \text{ g} - 184.3 \text{ g}\} = 1.0 \text{ g}</math></li> <li>• <math>L = \Delta E / \Delta m = 5400 \text{ J} / 1.0 \text{ g} = 5400 \text{ J/g}</math></li> </ul> <p><b>AO3.1b Evaluation of experiment</b></p> <ul style="list-style-type: none"> <li>• Heat losses constitute the (most) significant shortcomings</li> <li>• Not all of heater in the water</li> <li>• Thermal energy will dissipate through sides and bottom of beaker</li> <li>• Thermal energy will dissipate from the water surface</li> <li>• Relatively low mass of water evaporated</li> </ul> <p><b>AO3.3a Development of experimental procedure</b></p> <ul style="list-style-type: none"> <li>• Ensure water level is above top of heater.</li> <li>• Surround beaker sides and bottom with insulating material</li> <li>• Cover top of beaker to limit convection losses (but still allow water vapour to escape)</li> <li>• Use higher powered heater to evaporate more water in the same time</li> <li>• Make sure water is boiling before starting measurements.</li> <li>• Longer time/higher current/voltage to evaporate more water.</li> </ul>

J259/02

Mark Scheme

June 2018

Question		Answer	Marks	AO element	Guidance
9	(b)	<p><b>Any three from:</b></p> <p>Force between particles in water are stronger than those in alcohol / AW ✓</p> <p>Bonds must be broken to change state ✓</p> <p>(from table) <math>L</math> for alcohol &lt; <math>L</math> for water ✓</p> <p>Alcohol is more volatile than water ✓</p> <p>Water is denser than alcohol ✓</p> <p>Water molecules are smaller/closer together than alcohol molecules ✓</p> <p>More molecules in 1g of water than in 1g of alcohol ✓</p> <p>More intermolecular bonds to be broken ✓</p>	3	1.1 1.1 3.2a	<b>ALLOW</b> atoms/molecules for particles

**OCR (Oxford Cambridge and RSA Examinations)**  
**The Triangle Building**  
**Shaftesbury Road**  
**Cambridge**  
**CB2 8EA**

**OCR Customer Contact Centre**

**Education and Learning**

Telephone: 01223 553998

Facsimile: 01223 552627

Email: [general.qualifications@ocr.org.uk](mailto:general.qualifications@ocr.org.uk)

[www.ocr.org.uk](http://www.ocr.org.uk)

For staff training purposes and as part of our quality assurance programme your call may be recorded or monitored

**Oxford Cambridge and RSA Examinations**  
is a Company Limited by Guarantee  
Registered in England  
Registered Office; The Triangle Building, Shaftesbury Road, Cambridge, CB2 8EA  
Registered Company Number: 3484466  
OCR is an exempt Charity

**OCR (Oxford Cambridge and RSA Examinations)**  
Head office  
Telephone: 01223 552552  
Facsimile: 01223 552553

© OCR 2018

