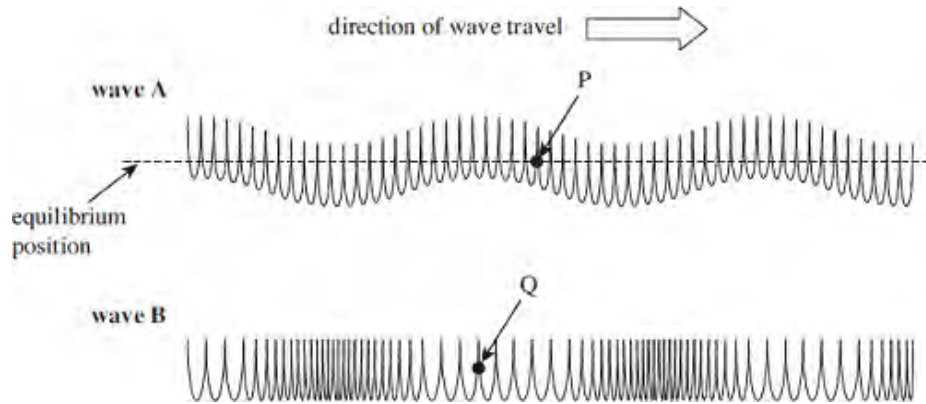


**Q1.** The figure below shows two ways in which a wave can travel along a slinky spring.



(a) State and explain which wave is longitudinal.

.....  
 .....

(2)

(b) On the figure above,

(i) clearly indicate and label the wavelength of **wave B**

(1)

(ii) use arrows to show the direction in which the points **P** and **Q** are about to move as each wave moves to the right.

(2)

(c) Electromagnetic waves are similar in nature to **wave A**.

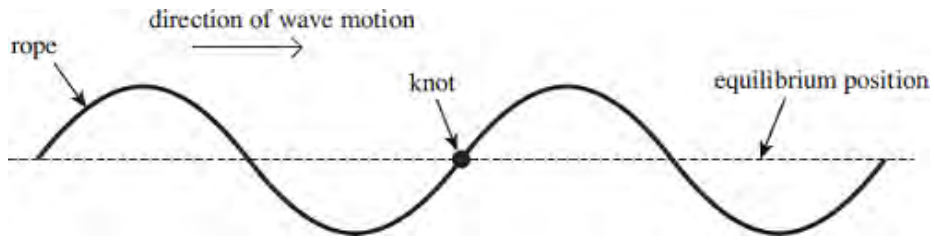
Explain why it is important to correctly align the aerial of a TV in order to receive the strongest signal.

.....  
 .....

(2)

**(Total 7 marks)**

**Q2.** The figure below shows a continuous progressive wave on a rope. There is a knot in the rope.



(a) Define the amplitude of a wave.

.....  
 .....

(2)

(b) The wave travels to the right. Describe how the **vertical** displacement of the knot varies over the next complete cycle.

.....  
 .....

(3)

(c) A continuous wave of the same amplitude and frequency moves along the rope from the right and passes through the first wave. The knot becomes motionless. Explain how this could happen.

.....  
 .....

(3)

(Total 8 marks)

**Q3.** (a) State the characteristic features of

(i) longitudinal waves,

.....

(ii) transverse waves.

.....  
.....

(3)

(b) Daylight passes horizontally through a fixed polarising filter **P**. An observer views the light emerging through a second polarising filter **Q**, which may be rotated in a vertical plane about point **X** as shown in **Figure 1**.

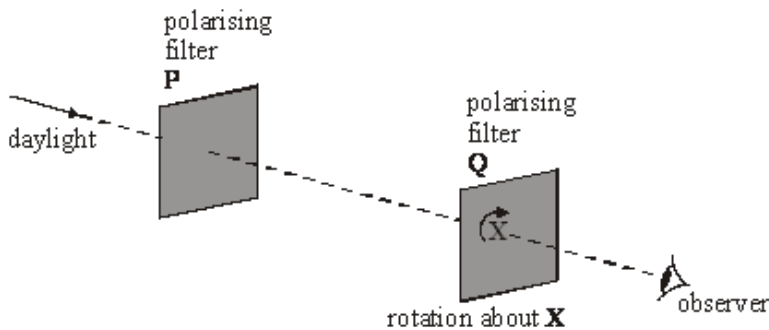


Figure 1

Describe what the observer would see as **Q** is rotated slowly through 360°.

You may be awarded marks for the quality of written communication provided in your answer

.....  
.....  
.....  
.....  
.....  
.....

(2)  
(Total 5 marks)

**Q4.** (a) Define the amplitude of a wave.

.....  
.....

(1)

(b) (i) Other than electromagnetic radiation, give **one** example of a wave that is transverse.

.....

(1)

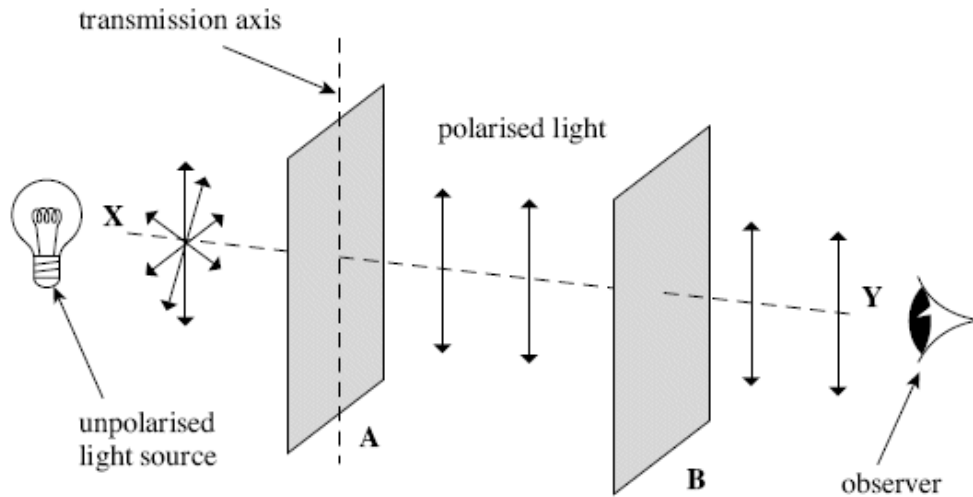
- (ii) State **one** difference between a transverse wave and a longitudinal wave.

.....  
 .....

(1)

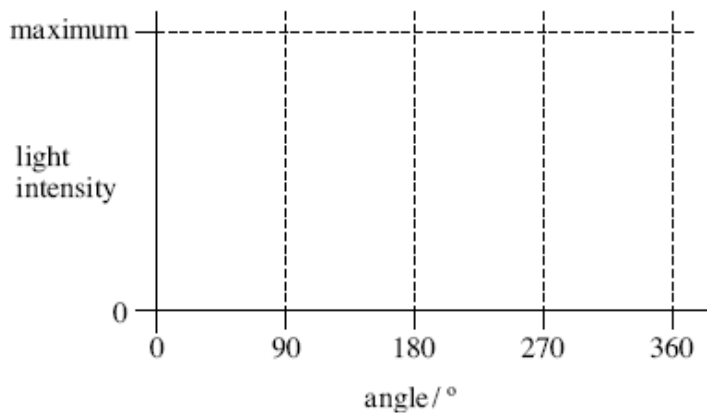
- (c) The figure below shows two identical polarising filters, **A** and **B**, and an unpolarised light source. The arrows indicate the plane in which the electric field of the wave oscillates.

- (i) If polarised light is reaching the observer, draw the direction of the transmission axis on filter **B** in the figure below.



(1)

- (ii) The polarising filter **B** is rotated clockwise through  $360^\circ$  about line **XY** from the position shown in the figure above. On the axes below, sketch how the light intensity reaching the observer varies as this is done.



(2)

- (d) State **one** application, other than in education, of a polarising filter and give a reason for its use.

.....

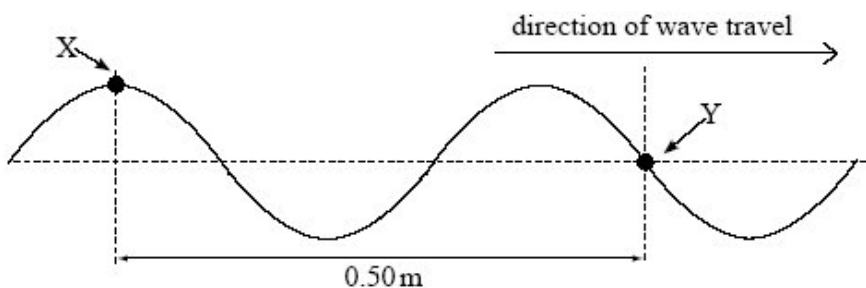
.....

.....

.....

(2)  
(Total 8 marks)

- Q5.** (a) The diagram below represents a progressive wave travelling from left to right on a stretched string.



- (i) Calculate the wavelength of the wave.

answer ..... m

(1)

- (ii) The frequency of the wave is 22 Hz. Calculate the speed of the wave.

answer.....m s<sup>-1</sup>

(2)

- (iii) State the phase difference between points X and Y on the string, giving an appropriate unit.

answer .....

(2)

(b) Describe how the displacement of point Y on the string varies in the next half-period.

.....

.....

.....

.....

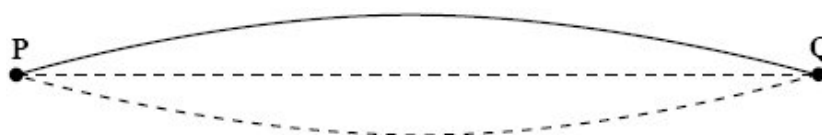
.....

.....

(2)  
(Total 7 marks)

**Q6.** **Figure 1** represents a stationary wave formed on a steel string fixed at P and Q when it is plucked at its centre.

**Figure 1**



(a) Explain why a stationary wave is formed on the string.

.....

.....

.....

.....

.....

(3)

(b) (i) The stationary wave in **Figure 1** has a frequency of 150 Hz. The string **PQ** has a length of 1.2 m.  
Calculate the wave speed of the waves forming the stationary wave.

Answer ..... m s<sup>-1</sup>

(2)

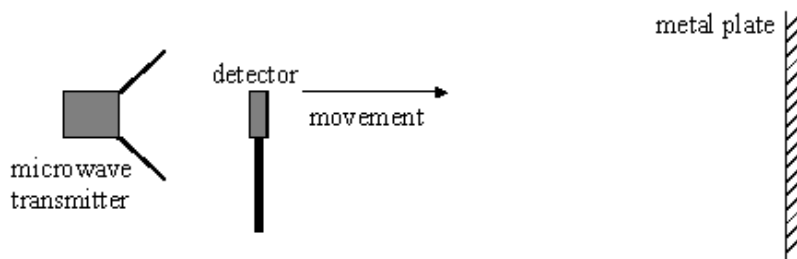
- (ii) On **Figure 2**, draw the stationary wave that would be formed on the string at the same tension if it was made to vibrate at a frequency of 450 Hz.

**Figure 2**



(2)  
(Total 7 marks)

**Q7.**



A microwave transmitter directs waves towards a metal plate. When a microwave detector is moved along a line normal to the transmitter and the plate, it passes through a sequence of equally spaced maxima and minima of intensity.

- (a) Explain how these maxima and minima are formed.

You may be awarded marks for the quality of written communication in your answer.

.....

.....

.....

.....

.....

.....

.....

.....

.....

.....

(4)

- (b) The detector is placed at a position where the intensity is a minimum. When it is moved a distance of 144 mm it passes through nine maxima and reaches the ninth minimum from the starting point.

Calculate

- (i) the wavelength of the microwaves,

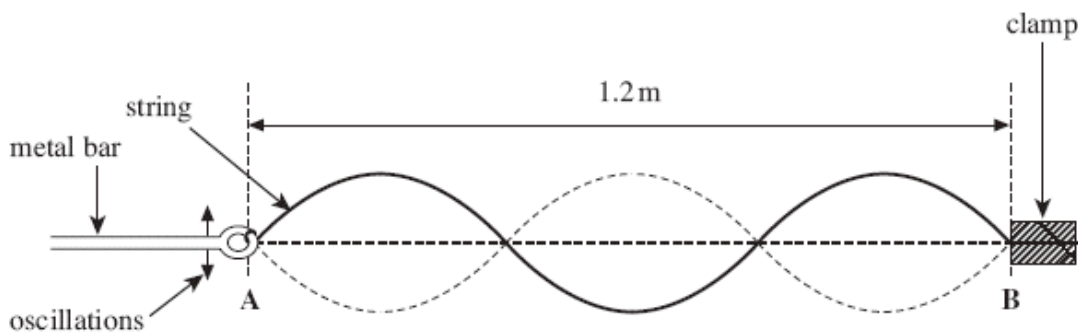
.....  
 .....

- (ii) the frequency of the microwave transmitter.

.....  
 .....

(3)  
 (Total 7 marks)

- Q8.** The figure below shows a stationary wave on a string. The string is tied onto a thin metal bar at **A** and fixed at **B**. A vibration generator causes the bar to oscillate at a chosen frequency.





Explain how a stationary wave is formed. Then describe the key features of the stationary wave shown in the figure above.

The quality of your written answer will be assessed in this question.

.....

.....

.....

.....

.....

.....

.....

.....

.....

.....

.....

.....

.....

.....

.....

.....

.....

.....

.....

.....

.....

.....

.....

.....

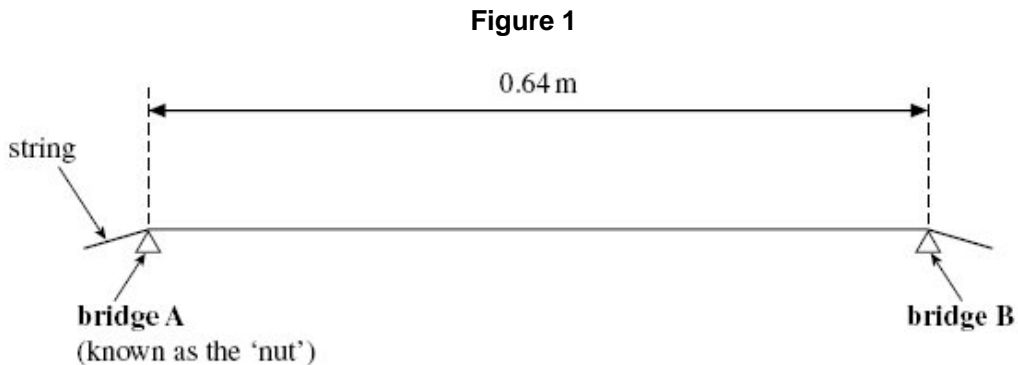
.....

.....

(Total 6 marks)

**Q9.** Figure 1 shows a side view of a string on a guitar. The string cannot move at either of the two bridges when it is vibrating. When vibrating in its fundamental mode the frequency of the sound produced is 108 Hz.

- (a) (i) On Figure 1, sketch the stationary wave produced when the string is vibrating in its fundamental mode.



(1)

- (ii) Calculate the wavelength of the fundamental mode of vibration.

answer = ..... m

(2)

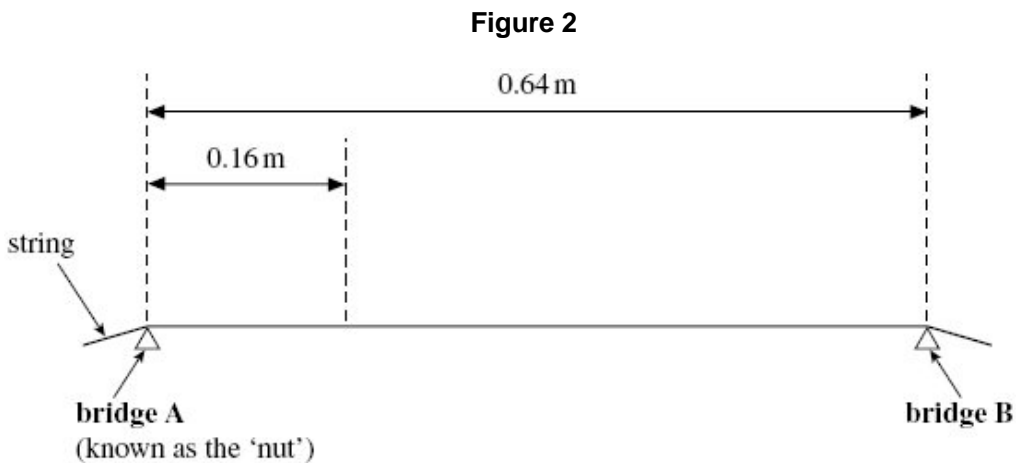
- (iii) Calculate the speed of a progressive wave on this string.

answer = ..... m s<sup>-1</sup>

(2)

- (b) While tuning the guitar, the guitarist produces an overtone that has a node 0.16 m from **bridge A**.

- (i) On **Figure 2**, sketch the stationary wave produced and label all nodes that are present.



(2)

- (ii) Calculate the frequency of the overtone.

answer = ..... Hz

(1)

- (c) The guitarist needs to raise the fundamental frequency of vibration of this string. State **one** way in which this can be achieved.

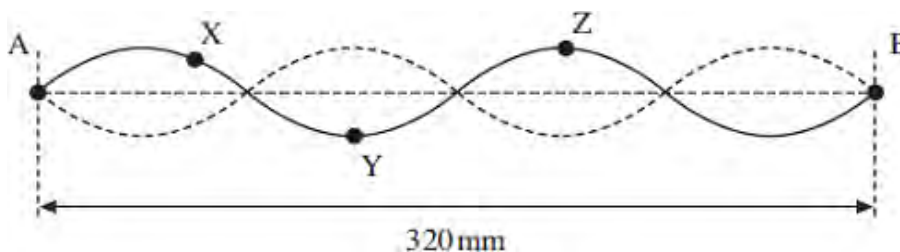
.....  
 .....

(1)  
 (Total 9 marks)

**Q10.** When a note is played on a violin, the sound it produces consists of the fundamental and many overtones.

**Figure 1** shows the shape of the string for a stationary wave that corresponds to one of these overtones. The positions of maximum and zero displacement for one overtone are shown. Points **A** and **B** are fixed. Points **X**, **Y** and **Z** are points on the string.

**Figure 1**



- (a) (i) Describe the motion of point X.

.....  
 .....

(2)

- (ii) State the phase relationship between

**X** and **Y** .....

**X** and **Z** .....

(2)

- (b) The frequency of this overtone is 780 Hz.

- (i) Show that the speed of a progressive wave on this string is about  $125 \text{ ms}^{-1}$ .

(2)


- (ii) Calculate the time taken for the string at point **Z** to move from maximum displacement back to zero displacement.

answer = ..... s

(3)

- (c) The violinist presses on the string at **C** to shorten the part of the string that vibrates. **Figure 2** shows the string between **C** and **B** vibrating in its fundamental mode. The length of the whole string is 320 mm and the distance between **C** and **B** is 240 mm.

**Figure 2**



- (i) State the name given to the point on the wave midway between **C** and **B**.

.....

(1)

- (ii) Calculate the wavelength of this stationary wave.

answer = ..... m

(2)

- (iii) Calculate the frequency of this fundamental mode. The speed of the progressive wave remains at  $125 \text{ ms}^{-1}$ .

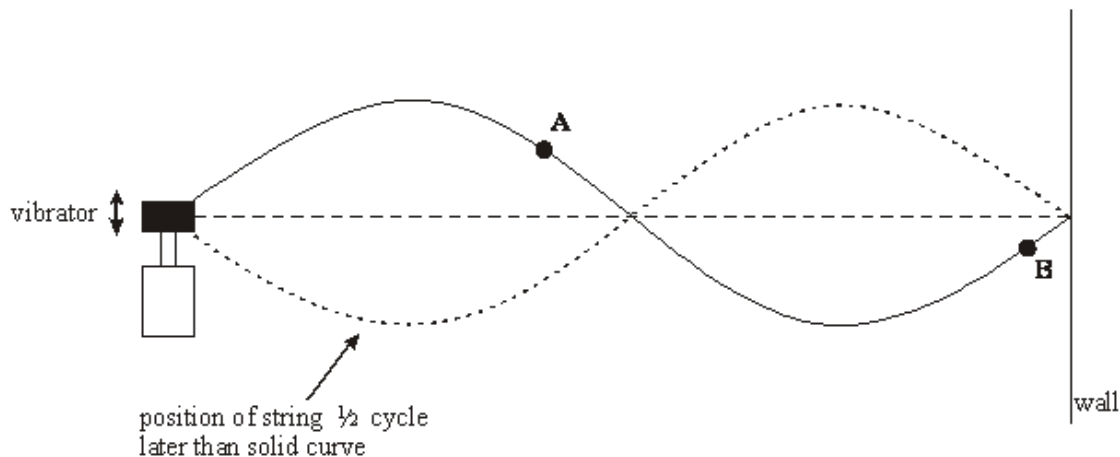
answer = .....Hz

(1)

**(Total 13 marks)**

**Q11.** **Figure 1** shows a stretched string driven by a vibrator. The right-hand end of a string is fixed to a wall. A stationary wave is produced on the string; the string vibrates in two loops.

**Figure 1**



(a) State the physical conditions that are necessary for a stationary wave to form on the string.

.....  
 .....  
 .....  
 .....

(3)

(b) State how you know that the wave on the string is transverse.

.....

(1)

(c) Compare the *amplitude* and *phase* of the oscillations of points **A** and **B** on the string.

Amplitude .....

Phase .....

(2)

(d) The length of the string is 1.2 m and the speed of the transverse wave on the string is  $6.2 \text{ m s}^{-1}$ . Calculate the vibration frequency of the vibrator.

Vibration frequency .....

(4)

(e) The frequency of the vibrator is tripled.

(i) Sketch the new shape of the stationary wave on **Figure 2**.

**Figure 2**



(ii) Show on your diagram three points, P, Q and R that oscillate in phase.

(2)  
(Total 12 marks)