



GCE

Physics A

Advanced Subsidiary GCE

Unit **G482**: Electrons, Waves and Photons

Mark Scheme for June 2013

OCR (Oxford Cambridge and RSA) is a leading UK awarding body, providing a wide range of qualifications to meet the needs of candidates of all ages and abilities. OCR qualifications include AS/A Levels, Diplomas, GCSEs, Cambridge Nationals, Cambridge Technicals, Functional Skills, Key Skills, Entry Level qualifications, NVQs and vocational qualifications in areas such as IT, business, languages, teaching/training, administration and secretarial skills.

It is also responsible for developing new specifications to meet national requirements and the needs of students and teachers. OCR is a not-for-profit organisation; any surplus made is invested back into the establishment to help towards the development of qualifications and support, which keep pace with the changing needs of today's society.

This mark scheme is published as an aid to teachers and students, to indicate the requirements of the examination. It shows the basis on which marks were awarded by examiners. It does not indicate the details of the discussions which took place at an examiners' meeting before marking commenced.















All examiners are instructed that alternative correct answers and unexpected approaches in candidates' scripts must be given marks that fairly reflect the relevant knowledge and skills demonstrated.

Mark schemes should be read in conjunction with the published question papers and the report on the examination.

OCR will not enter into any discussion or correspondence in connection with this mark scheme.

© OCR 2013

1. Annotations

Annotation	Meaning
	Benefit of doubt given
	Contradiction
	Incorrect response
	Error carried forward
	Follow through
	Not answered question
	Benefit of doubt not given
	Power of 10 error
	Omission mark
	Rounding error or repeated error
	Error in number of significant figures
	Correct response
	Arithmetic error
	Wrong physics or equation

Abbreviations, annotations and conventions used in the detailed Mark Scheme (to include abbreviations and subject-specific conventions).

Annotation	Meaning
/	alternative and acceptable answers for the same marking point
(1)	Separates marking points
reject	Answers which are not worthy of credit
not	Answers which are not worthy of credit
IGNORE	Statements which are irrelevant
ALLOW	Answers that can be accepted
()	Words which are not essential to gain credit
—	Underlined words must be present in answer to score a mark
ecf	Error carried forward
AW	Alternative wording
ORA	Or reverse argument

Highlighting is also available to highlight any particular points on the script.

2. Subject-specific Marking Instructions

CATEGORISATION OF MARKS

The marking scheme categorises marks on the MABC scheme

- B** marks: These are awarded as independent marks, which do not depend on other marks. For a **B**-mark to be scored, the point to which it refers must be seen specifically in the candidate's answer.
- M** marks: These are method marks upon which **A**-marks (accuracy marks) later depend. For an **M**-mark to be scored, the point to which it refers must be seen in the candidate's answer. If a candidate fails to score a particular **M**-mark, then none of the dependent **A**-marks can be scored.
- C** marks: These are compensatory method marks which can be scored even if the points to which they refer are not written down by the candidate, providing subsequent working gives evidence that they must have known it. For example, if an equation carries a **C**-mark and the candidate does not write down the actual equation but does correct working which shows that the candidate knew the equation, then the **C**-mark is given.
- A** marks: These are accuracy or answer marks, which either depend on an **M**-mark, or allow a **C**-mark to be scored.

Note about significant figures:

If the data given in a question is to 2 sf, then allow answers to 2 or more sf.

If an answer is given to fewer than 2 sf, then penalise once only in the entire paper and annotate with SF.

Any exception to this rule will be mentioned in the Guidance.

Note about rounding errors

Only penalise rounding errors once in the entire paper and annotate with RE.

Please put ticks and crosses against all sub-sections marked AAA (9 in total) in the body of the text where the mark is given

G482

Mark Scheme

June 2013

Question			Answer	Marks	Guidance
1	(a)	(i)	potential difference (across a component)/current (in it)	B1	allow symbols if symbols defined; voltage or p.d.; allow per not over
		(ii)	read 10 V from graph ($R = V/I = 10/0.04$ $= 250 \text{ } (\Omega)$)	C1 M1 A0	allow 9.8 or 9.9 ecf reading from graph
	(b)		$R = \rho l/A$ or $\rho = RA/l$ $\rho = 250 \times 1.2 \times 10^{-3}$ $\rho = 0.30 \text{ } (\Omega \text{ m})$	C1 C1 A1	select formula mark ecf(a)(ii) ; a correct substitution correct answer allow 0.3
A A A	(c)		(graph curves so) R changes qualification: I increases faster than V increased temperature is caused by (larger) current in slice qualification: $P = I^2R$ as R decreases ρ decreases	B1 B1 B1 B1 B1	allow R increases or decreases allow : by calculating two values of R do not allow either of the first two marking points if reference made linking gradient and R value QWC mark ; allow heating effect is caused by.... allow 'R decreases' already stated earlier in answer max 3 out of 4 + QWC mark
			Total	10	

G482

Mark Scheme

June 2013

Question		Answer	Marks	Guidance
2	(a) (i)	energy transfer per unit charge from chemical/other to electrical form	B1 B1	allow energy per unit charge
	(ii)	$(Q = It =) 200 \times 4 \times 60 \times 60$ $= 2.9 \times 10^6 \text{ (C)}$	M1 A1	accept 200 x 14400 accept 2.88×10^6
	(iii)	$E = QV = 2.88 \times 10^6 \times 24$ $= 6.9 \times 10^7 \text{ (J)}$	C1 A1	accept 72 MJ if using 3 MC or 69.6 or 70 if using 2.9 MC
	(b) (i)	correct symbol and polarity connected to X and Y	B1	allow one cell or more or two cells with dotted lines between
A A A	(ii)	$V = 30 - 24 = 6 \text{ V}$ $R = V/I = 6/120$ $= 0.05 \text{ (}\Omega\text{)}$	M1 M1 A0	evidence of the V subtraction needed do not allow use of $E = V + Ir$; it must be IR
	(iii)	$P = VI = 6 \times 120$ $= 720 \text{ (J s}^{-1}\text{)}$	C1 A1	or $I^2R = 120^2 \times 0.05$ or $V^2/R = 6^2 / 0.05$
	(iv)	$(3600 - 720)/3600 = 2880/3600$ $= 0.8$ $= 80 \text{ (}\%\text{)}$	C1 C1 A1	ecf b(iii) ; using 2880 instead of 3600 gives 75%; scores zero allow $(30 - 6)I/30I = 24/30 = 0.8 = 80 \text{ (}\%\text{)}$
	(c) (i)	$t = Q/I = 2.88 \times 10^6/120$ or $E/VI = 69 \times 10^6/(24 \times 120)$ $t = 2.4 \times 10^4/3600 = 6.7 \text{ h}$	M1 A1	ecf (a)(iii) ; accept 3×10^6 giving $2.5 \times 10^4 \text{ s}$ and 6.9 h allow ora using 7.0 h giving $E = 72.5 \text{ MJ}$
	(ii)	power supplied = $30 \times 120/1000 = 3.6 \text{ kW}$ cost = $3.6 \times 7 \times 26 = 655 \text{ (p)}$	A1	ecf c(i) accept any consistent answer do not allow 2.88 kW giving 524 p unless repeated error from b(iv)
		Total	17	

G482

Mark Scheme

June 2013

Question			Answer	Marks	Guidance	
3	(a)	(i)	<u>sum of/total</u> current into a junction equals the <u>sum of/total</u> current out conservation of charge	B1 B1	total vector sum of currents is zero allow ' <u>point in a circuit</u> ' for 'junction'	
		(ii)	(sum of) e.m.f.s = <u>sum /total</u> of p.d.s/sum of voltages in/around a (closed) loop (in a circuit) energy is conserved	B1 B1	allow 'in a (closed) circuit' in place of 'loop'	
	(b)	(i)	current in $750 \Omega = 0.020 \text{ A}$	A1	allow 20 mA or 0.02 A	
		(ii)	V across $750 \Omega = 0.02 \times 750 = 15 \text{ V}$	A1	ecf b(i)	
		(iii)	$R_1 = (45 - 15)/0.03 = 1000 \Omega$ $R_2 = 15/0.01 = 1500 \Omega$	A1 A1	ecf b(ii)	
	(c)	(i)	correct symbol connected in circuit	B1	2 arrows pointing towards the resistor at about 45° with or without a circle; arrows outside circle if drawn	
A A A		(ii)	<u>total</u> R falls so I <u>in circuit/in</u> R_1 increases so V across R_1 increases <u>and</u> V across 750Ω falls	B1 M1 A1	accept sum of R's in parallel falls R_1 is fixed so V across R_1 increases so V across R's in parallel falls (so V across 750Ω falls) or correct potential divider argument	
		(iii)	in series with LDR ammeter (A) 50 mA	in parallel with LDR voltmeter (V) 20 V	M1 A1 B1	allow voltmeter in parallel with R_1 (30 – 50 V) allow multimeter connected as A (series) or V (parallel) and a correct unit for range given allow 20 to 100 mA; or 15 to 50 V
			Total	15		

G482

Mark Scheme

June 2013

Question		Answer	Marks	Guidance
4	(a) (i)	is a transfer of energy as a result of oscillations (of the source/medium/particles through which energy is travelling)	M1 A1	accept carries/AW accept without the transfer of the medium/particles/matter
	(ii)	a <i>progressive</i> wave transfers energy a <i>progressive</i> wave transfers shape/information either every point on a <i>progressive</i> wave has the same amplitude or every point on a <i>progressive</i> wave oscillates all points on a <i>progressive</i> wave have different phase (in one λ)	B1 B1 B1 B1	or a <i>stationary</i> wave traps energy in pockets/AW or a <i>stationary</i> wave does not transfer shape/information or a <i>stationary</i> wave has nodes and antinodes or in a <i>stationary</i> wave some points do not move (nodes) or all points in a <i>stationary</i> wave between nodes are in phase or in adjacent loops are in antiphase max 2 marks
A A A	(b) (i)	shape: sinusoidal and only 2 cycles amplitude constant at 0.03 m (y-axis labelled) period 0.2 s (x-axis labelled to 0.4 s) phase: cosine curve	B1 B1 B1 B1	one correct label of 0.03 m on y-axis is enough to score mark
	(ii) 1 2 3	X W W and X	B1 B1 B1	
	(iii)	Y vertically up Z vertically down	B1 B1	award 1 mark if directions of both reversed
	(c)	v has increased by 2 so (λ has increased by same factor) new $\lambda = 0.60 \times 2 = 1.2$ (m)	M1 A1	correct reasoning correct answer
A A A	(d)	f has increased by 2 so point W has to move same distance in half the time/double the distance in the same time therefore speed is doubled to $1.9 \text{ (m s}^{-1}\text{)}$	M1 A1	N.B. zero marks for using $v = f \lambda$ as this is the wave velocity not the particle velocity allow $v = 2\pi fA$ or v proportional to f(mark BOD) accept $1.88 \text{ (m s}^{-1}\text{)}$
		Total	17	

G482

Mark Scheme

June 2013

Question			Answer	Marks	Guidance
5	(a)	(i)	when 2 or more waves <u>meet</u> (at a point) the (resultant) <u>displacement</u> is equal to the (vector) <u>sum</u> of the <u>displacements</u> of each wave	B1 B1	accept alternative words which mean <i>meet</i> not <i>collide</i> , <i>interfere</i> or <i>superpose</i> not amplitude
		(ii)	travel through a vacuum/ at c (in a vacuum)	B1	allow caused by oscillating charges; consist of electric and magnetic fields/oscillations
		(iii)	only transverse waves can be polarised	B1	accept sound waves are longitudinal/not transverse
A A A	(b)	(i)	the waves interfere/superpose producing a stationary wave (with nodes and antinodes) the resultant signal is zero at a node distance from max (antinode) to zero (node) is $\lambda/4 = 0.75 \text{ cm}$	B1 B1 B1 B1	constructive interference produces maximum (at R) or signals in phase/zero path diff. of waves (at R) destructive interference produces minimum/zero signal or out of phase/ $\frac{1}{2}\lambda$ or phase difference of $\pi/2$ is caused by 0.75 cm shift maximum of 3/4 if nodes and antinodes interchanged QWC mark in bold
A A A		(ii)	emitted waves are polarised (in vertical plane) detected signal from T_2 falls to zero (when T_2 is rotated by 90°) aerial only receives signal from one transmitter (T_1 , signal is halved) (no change in detected signal as) no interference/signals at right angles to each other/AW	B1 B1 B1 B1	plane of oscillation of waves from T_2 changes/AW max 3 marks from 4 marking points
			Total	11	

G482

Mark Scheme

June 2013

Question		Answer	Marks	Guidance	
6	(a)	(i)	emission of electron(s) from a <u>metal</u> (surface) when photon(s)/light/uv/em radiation are incident (on surface)	B1	allow singular electron and absorption of photon
		(ii)	energy to accelerate/move an electron through a p.d. of 1 V/AW	B1	not 1.6×10^{-19} J
		(iii)	$5.0 \times 1.6 \times 10^{-19} = 8.0 \times 10^{-19}$ J	B1	allow 8 for 8.0; no mark if unit incorrect
	(b)	(i)1	the <u>minimum</u> energy required to release an electron from the <u>surface</u> of the metal	B1	
		(i)2	$\phi = 8.0 \times 10^{-19} - 1.1 \times 10^{-19}$ $= 6.9 \times 10^{-19}$ J	B1	no mark if unit incorrect unless unit in a(iii) incorrect
		(ii)1	$\frac{1}{2}mv^2 = 1.1 \times 10^{-19}$ $v^2 = 2.2 \times 10^{-19} / 9.11 \times 10^{-31}$ ($= 2.4 \times 10^{11}$) $v = 4.9 \times 10^5$ (m s ⁻¹)	C1 M1 A0	accept ora substitute 5×10^5 to find $E = 1.1 \times 10^{-19}$
		(ii)2	$\lambda = h/mv$ $= 6.63 \times 10^{-34} / 9.11 \times 10^{-31} \times 4.9 \times 10^5$ $= 1.5 \times 10^{-9}$ (m)	C1 C1 A1	accept 1.46×10^{-9} if using $v = 5 \times 10^5$
A A A	(c)	(i)	Electrons behave as waves/diffract (observable because) gaps/atoms are of similar wavelength to electrons <u>regular/ordered</u> pattern of atoms/atoms act as a grating/AW allowing interference to produce pattern on screen/AW rings occur because atomic 'crystals' at all possible orientations to beam/AW	B1 B1 B1 B1	allow graphite for atoms max 3 from 5 marking points
		(ii)	wavelength is too large to produce a diffraction pattern/electrons not travelling fast enough/AW	B1	ecf (b)(ii)2 ; e.g. for AW: wavelength is about 10 times atomic spacing or wavelength is different to spacing
			Total	14	

G482

Mark Scheme

June 2013

Question		Answer	Marks	Guidance
7	(a)	light from the two sources must be/slits is coherent only possible to produce constant phase difference using a single source	B1 B1	allow 'has a constant phase difference' for 'is coherent' allow separate light sources are not coherent/do not have a constant phase difference
	(b)	at D: 180° or π rad at B: 0 or 360° or 2π rad	B1 B1	max 1 out of 2 if unit omitted except on zero allow ^c as symbol for rad
	(c) (i)	2.0×10^{-3} (m)	B1	allow 1 SF and 2 mm; allow 1.8 or 1.9 mm, only 2 SF
	(ii)	$\lambda = ax/D$ $= 0.4 \times 10^{-3} \times 2.0 \times 10^{-3} / 1.5$ $= 5.3(3) \times 10^{-7}$ (m)	C1 C1 A1	select formula ecf c(i) ; substitute answer
	(d)	2λ 1060 (nm)	C1 A1	ecf c(ii) ; allow 1000 for 5×10^{-7} allow 1066, 1067, 1070, 1100
A A A	(e) (i)	$E = (8.7 \times 10^{-19} - 5.0 \times 10^{-19}) = 3.7 \times 10^{-19}$ (J) select $E = hc/\lambda$ $E = 6.63 \times 10^{-34} \times 3.0 \times 10^8 / 5.3 \times 10^{-7}$ $= 3.73 \times 10^{-19}$ (J) [or 3.98×10^{-19} if using 5.0×10^{-7}]	B1 C1 M1 A1	readings from diagram must see substitution ora substitute for E and find λ calculation ora 5.4×10^{-7} (m) N.B. the B mark can be awarded inside the calculation only for the ora method
	(ii)	X in infra-red/ir Z in ultra-violet/uv	B1 B1	allow 1 mark for answers reversed
		Total	16	

OCR (Oxford Cambridge and RSA Examinations)
1 Hills Road
Cambridge
CB1 2EU

OCR Customer Contact Centre

Education and Learning

Telephone: 01223 553998

Facsimile: 01223 552627

Email: general.qualifications@ocr.org.uk

www.ocr.org.uk

For staff training purposes and as part of our quality assurance programme your call may be recorded or monitored

Oxford Cambridge and RSA Examinations
is a Company Limited by Guarantee
Registered in England
Registered Office; 1 Hills Road, Cambridge, CB1 2EU
Registered Company Number: 3484466
OCR is an exempt Charity

OCR (Oxford Cambridge and RSA Examinations)
Head office
Telephone: 01223 552552
Facsimile: 01223 552553

© OCR 2013

