



GCE

Physics B

Unit **H157/01**: Foundations of physics

Advanced Subsidiary GCE

Mark Scheme for June 2017

OCR (Oxford Cambridge and RSA) is a leading UK awarding body, providing a wide range of qualifications to meet the needs of candidates of all ages and abilities. OCR qualifications include AS/A Levels, Diplomas, GCSEs, Cambridge Nationals, Cambridge Technicals, Functional Skills, Key Skills, Entry Level qualifications, NVQs and vocational qualifications in areas such as IT, business, languages, teaching/training, administration and secretarial skills.

It is also responsible for developing new specifications to meet national requirements and the needs of students and teachers. OCR is a not-for-profit organisation; any surplus made is invested back into the establishment to help towards the development of qualifications and support, which keep pace with the changing needs of today's society.

This mark scheme is published as an aid to teachers and students, to indicate the requirements of the examination. It shows the basis on which marks were awarded by examiners. It does not indicate the details of the discussions which took place at an examiners' meeting before marking commenced.

All examiners are instructed that alternative correct answers and unexpected approaches in candidates' scripts must be given marks that fairly reflect the relevant knowledge and skills demonstrated.

Mark schemes should be read in conjunction with the published question papers and the report on the examination.

OCR will not enter into any discussion or correspondence in connection with this mark scheme.















© OCR 2017

H157/01

Mark Scheme

June 2017

Annotations available in Scoris

Annotation	Meaning
	Benefit of doubt given
	Contradiction
	Incorrect response
	Error carried forward
	Follow through
	Not answered question
	Benefit of doubt not given
	Power of 10 error
	Omission mark
	Rounding error or repeated error
	Error in number of significant figures
	Correct response
	Arithmetic error
	Wrong physics or equation

H157/01

Mark Scheme

June 2017

Abbreviations, annotations and conventions used in the detailed Mark Scheme (to include abbreviations and subject-specific conventions).

Annotation	Meaning
/	alternative and acceptable answers for the same marking point
(1)	Separates marking points
reject	Answers which are not worthy of credit
not	Answers which are not worthy of credit
IGNORE	Statements which are irrelevant
ALLOW	Answers that can be accepted
()	Words which are not essential to gain credit
—	Underlined words must be present in answer to score a mark
ECF	Error carried forward
AW	Alternative wording
ORA	Or reverse argument

H157/01

Mark Scheme

June 2017

Section A: MCQs

Question	Answer	Marks	Guidance
1	A	1	
2	C	1	
3	D	1	
4	D	1	
5	C	1	
6	B	1	
7	B	1	
8	C	1	
9	C	1	
10	B	1	
11	B	1	
12	D	1	
13	B	1	
14	C	1	
15	B	1	
16	C	1	
17	A	1	
18	A	1	
19	C	1	
20	D	1	
	Total	20	

H157/01

Mark Scheme

June 2017

SECTION B

Question		Expected Answer	Mark	Rationale/Additional Guidance
21	(a)	$I_T = I_1 + I_2$	1	Allow if expressed in words e.g. "sum of I_1 and I_2 is I_T ". Any subject.
	(b)	V same R halved (for I_2)	1 1	NOT voltage = 12V across both. Can be implied by equations, or calculations. e.g. $I_1 = V/2R$ and $I_2 = V/R$. Allow R doubled for I_1 . No mark for resistors are doubled / twice as many resistors.
	(c)	$1/R_{\text{parallel}} = 1/R_1 + 1/R_2 = 1/100 + 1/200 = 3/200$ $R_{\text{parallel}} = 67 \Omega$ $R_{\text{total}} = 100 + R_{\text{parallel}} = 167 \Omega (<170 \Omega)$	1 1	Evaluation of parallel resistance Evaluation of 167 Ω . Both marks for bare 167 Ω . Accept 166 Ω if working shown. Accept evaluation of (100 + clear incorrect parallel calculation) for 2 nd mark. One mark for showing full correct working leading to incorrect final answer.
	(d)	Power = $(V^2/R =) 12^2/167 = 144/167$ = 0.86 (W)	1 1	Method accept other working method e.g. by finding current = 72 mA. Accept use of 170 Ω in place of their answer from (c) leading to 0.85 (W). Accept 0.9 (W). Evaluation allow ecf from part c.
		Total	7	

H157/01

Mark Scheme

June 2017

Question		Expected Answer	Mark	Rationale/Additional Guidance
22		$1/v = 1/u + 1/f = 1/(-0.5) + 1/0.02$	1	method and correct substitution
		= 48	1	Correct evaluation from their equation. Allow ecf on one error (eg sign/POT) from their calculation.
		$v = 1/48 = 0.021 \text{ m}$	1	answer must be to 2 SF not 0.0208 cm. 0.019 m from sign error 2/3 Negative value in final answer loses one mark
Total			3	

Question		Expected Answer	Mark	Rationale/Additional Guidance
23	(a)	stiffness decreases initially and starts to increase again ; after (strain) in range 2.5 to 3.5	1	Allow <u>stiffer</u> at low and high strains
	(b)	result in range 16 to 28 MPa construction of tangent above 48 MPa and correct method to find gradient	1 1	Stress range drawn over at least 20 MPa
Total			4	

H157/01

Mark Scheme

June 2017

Question		Expected Answer	Mark	Rationale/Additional Guidance
24		Algebraic expression for $L = (4/3 \pi r^3) / (\pi R^2)$ with any appropriate symbols, with or without π . OR correct substitution into equal volume e.g. $4/3\pi(0.25)^3 = \pi(100)^2 \times L$	1	Ignore POT errors on radii at this point. Allow volume of sphere $4/3\pi\{0.25\}^3 = 0.0654$ (or 0.021π) (mm^3) for first mark.
		$L = 2.08 \times 10^{-9}$ (m)	1	Evaluation. Allow 2.1 or 2nm. Use of diameter in either calculation will lose this mark
		Assumption: about shape of drop or slick; or volume of drop = volume of disc	1	not assumption about thickness as this is given in the stem i.e. all the drop ends up in the film and none goes into the water / talc; none is left on wire etc.
Total			3	

H157/01

Mark Scheme

June 2017

Question		Expected Answer	Mark	Rationale/Additional Guidance
25	(a)	$\sin(42^\circ) / \sin(27^\circ)$ OR $\sin(27^\circ) / \sin(42^\circ)$ leading to 1.47 OR 0.68 AND relating to ratio of speeds.	1 1	Use of Snell's law Accept 1.5 e.g. $c_{\text{glass}} = c_{\text{air}} \times 0.68$ or evaluation of speed of light in glass = $2 \times 10^8 \text{ ms}^{-1}$
	(b)	Light travels faster in water than glass light bends away from the normal on entering water / $r > i$ for glass into water	1 1	OR in terms of water and air: Light travels slower in water than air. If air and water described, both must be correct for this mark. Must have comparison or change of specific angle for r and i OR as the angle between the ray and the normal in water is smaller than the angle between the ray and the normal in air
		Total	4	
		Total Section B	20	

H157/01

Mark Scheme

June 2017

SECTION C

Question		Grid	Expected Answer	Mark	Rationale/Additional Guidance
26	a		(Force in direction of motion =) $1.5 \cos 20^\circ (=1.41)$ Work done = force x distance = $1.41 \times 1 = (1.41 \text{ kJ})$	1 1	Do not credit incorrect use of $\cos 20^\circ$ If answer given in J, need to see unit (e.g. 1409 J)
	b		$(P = Fv = 1409 \times 40) = 5.6 \times 10^4 \text{ W}$	1	Ecf from (a). No credit for $1500 \times 40 = 6.0 \times 10^4 \text{ W}$ unless ecf.
c	i		$A = \pi r^2 = \pi \times 0.006^2 = 1.13 \times 10^{-4} \text{ (m}^2\text{)}$ stress = 1500 N / cross sectional area $1.3(3) \times 10^7 \text{ (Pa)}$	1 1 1	Ignore POT error but penalise incorrect use of diameter CSA for their value; allow 1.5 for force Evaluation consistent with unit; apply POT error Allow 2/3 for use of 1.4kN leading to 1.2×10^7 . Allow 2/3 for use of diameter leading to 3.3×10^6 .
	ii		safe because working stress is about 3% / a lot lower than breaking stress	1	safety comment with explanation e.g. sensible suggestions about dangers of landing with flag deployed, cracks in wire reducing CSA, sudden additional force (e.g. wind, snagging) Sense of difference must be clear, ie stress is less than breaking stress allow ecf on stresses close to or above 460MPa Not just difference in values
	iii		(Strain = stress / E) = $1.33 \times 10^7 / 210 \times 10^9$ 6.32×10^{-5}	1 1	Method allow ecf from stress in i POT error loses 1 mark Evaluation accept 0.0063 % if symbol given
			Total	9	

H157/01

Mark Scheme

June 2017

Question		Expected Answer	Mark	Rationale/Additional Guidance	
27	(a)	<p>Any 3 from: Sample (the signal) at regular intervals</p> <p>The sample rate should be at least twice the highest frequency</p> <p>There are a limited number of levels of pd (stated or shown e.g. by several equally spaced horizontal lines on the figure).</p> <p>Assign (the sampled pd) to the nearest level.</p>	3	<p>Could be shown on figure by at least 4 equally spaced vertical lines from x axis to curve</p> <p>(This point scores two marks, including the regular interval mark)</p> <p>Accept “quantisation levels” in place of “levels of pd”. Could be shown on figure by several equally spaced horizontal lines.</p> <p>Allow indication on figure of equally spaced vertical and horizontal sample-and-hold stepped line. This could be awarded marking points 1 and 3 and 4 if clear.</p> <p>Ignore any references to binary coding.</p>	
	(b)	i	2 points plotted correctly	1	Points plotted to within half square tolerance
			best fit line (with intercept)	1	Expect intercept with $\frac{1}{2}$ small square of 10. Penalise line which clearly goes through origin. Line should be clean and straight.
		ii	(positive) non-zero intercept (at ≈ 10 kbytes/their intercept) when message time is zero	1	Accept line does not pass through origin
		iii	Gradient calculation leading to gradient in range 14 to 16 kbyte / s	1	Inaccurate gradient x 8 correctly evaluated gets 1 mark
			Bit rate due to sound = 8 x gradient \approx answer in range 1.12 to 1.28×10^5 bit / s	1	
Total				9	

H157/01

Mark Scheme

June 2017

Question			Expected Answer	Mark	Rationale/Additional Guidance
28	a	i	Hard to judge the point when it is quietest (consistently) / intensity will have a broad minimum	1	Expect answers which relate to a judgement of where the minimum is Allow answers referring to hearing Allow any reference to stray signals / reflections / difficulty in reading small changes in oscilloscope trace
	a	ii	(Difficult to produce consistent results because of) placement of ruler / measuring tape may sag / uncertain where centre of microphone or speaker is	1	Allow suggestions relating to unknown location of detection of sound on microphone or speaker Allow suggestions which would improve the precision e.g position marker at centre of each speaker
	b	i	Path difference = $4.17 - 3.56$ (=0.61m) Wavelength is the path difference (at this point for waves to be in phase) = 0.61m	1 1	Full credit for 0.61m on answer line
	b	ii	It will reduce (percentage) uncertainty in the measurement of speaker / microphone distances But the uncertainty in the microphone position (at minimum) is unchanged / more significant (so there is no/little change in the percentage error of the wavelength)	1 1	Ignore reference to accuracy of measurement.
	c		$v = (f \lambda = 560 \times 0.61) = 342 \text{ (m s}^{-1}\text{)}$ Largest smallest method: Either largest estimate $590 \times 0.65 = 384 \text{ (m s}^{-1}\text{)}$ or smallest estimate $530 \times 0.57 = 302 \text{ (m s}^{-1}\text{)}$ OR percentage uncertainty method: Finding percentage in f ($30/560 = 5.4\%$) AND percentage in λ ($0.04/0.61 = 6.6\%$)	1 1	Evaluation. Accept 340. Allow ecf from (b)(i) throughout. accept max = $590 \times 0.63 = 372$ for using ± 0.02 accept min = $530 \times 0.59 = 313$ for using ± 0.02 Accept 3.3% for λ ($0.02/0.61$)

H157/01

Mark Scheme

June 2017

		<p>Largest smallest method: Uncertainty is difference e.g (384-340) = 44 Or (340-302) = 38</p> <p>OR Percentage uncertainty method: Adding percentage errors (leading to 12%) AND conversion to uncertainty ($12\% \times 340 = 41 \text{ ms}^{-1}$).</p> <p>Uncertainty place value equal to or fewer than place value of speed</p>	<p>1</p> <p>1</p>	<p>Accept half the range leads to 41. Accept half the range = 30 from using ± 0.02</p> <p>Accept 8 or 9% if 0.02 used and conversion leading to 30ms^{-1}.</p> <p>No decimal places allowed in either answer. e.g 340 ± 40 or 342 ± 40 or 342 ± 44</p>
	d	<p>(Both) now become minima Because one source is in antiphase with other / have added phase difference of $\pi \text{ rad} / 180^\circ$</p>	<p>1</p> <p>1</p>	<p>Accept maxima become minima or vice verse. Not out of phase</p>
		Total	12	
		Total Section C	30	
		Total Sections B & C	50	

OCR (Oxford Cambridge and RSA Examinations)
1 Hills Road
Cambridge
CB1 2EU

OCR Customer Contact Centre

Education and Learning

Telephone: 01223 553998

Facsimile: 01223 552627

Email: general.qualifications@ocr.org.uk

www.ocr.org.uk

For staff training purposes and as part of our quality assurance programme your call may be recorded or monitored

Oxford Cambridge and RSA Examinations
is a Company Limited by Guarantee
Registered in England
Registered Office; 1 Hills Road, Cambridge, CB1 2EU
Registered Company Number: 3484466
OCR is an exempt Charity

OCR (Oxford Cambridge and RSA Examinations)
Head office
Telephone: 01223 552552
Facsimile: 01223 552553

© OCR 2017

