



Cambridge International AS & A Level

CANDIDATE
NAME

CENTRE
NUMBER

--	--	--	--	--

CANDIDATE
NUMBER

--	--	--	--



PHYSICS

9702/53

Paper 5 Planning, Analysis and Evaluation

October/November 2020

1 hour 15 minutes

You must answer on the question paper.

No additional materials are needed.

INSTRUCTIONS

- Answer **all** questions.
- Use a black or dark blue pen. You may use an HB pencil for any diagrams or graphs.
- Write your name, centre number and candidate number in the boxes at the top of the page.
- Write your answer to each question in the space provided.
- Do **not** use an erasable pen or correction fluid.
- Do **not** write on any bar codes.
- You may use a calculator.
- You should show all your working and use appropriate units.

INFORMATION

- The total mark for this paper is 30.
- The number of marks for each question or part question is shown in brackets [].

This document has **8** pages. Blank pages are indicated.

2

- 1 A student investigates a spring of width w made from a metal wire, as shown in Fig. 1.1.

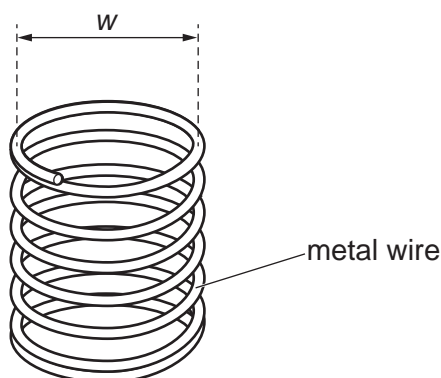


Fig. 1.1

The student constructs several springs, each made from a metal wire of different cross-sectional area A . The student investigates how the extension x of each spring varies with A when a load of mass m is applied.

It is suggested that the relationship between x and A is

$$x = \frac{mgw^3NA^n}{\gamma\rho}$$

where g is the acceleration of free fall, ρ is the density of the metal, N is the number of turns of wire in the spring and γ and n are constants.

Design a laboratory experiment to test the relationship between x and A . Explain how your results could be used to determine values for γ and n .

You should draw a diagram, on page 3, showing the arrangement of your equipment. In your account you should pay particular attention to:

- the procedure to be followed
- the measurements to be taken
- the control of variables
- the analysis of the data
- any safety precautions to be taken.

Diagram

.....

.....

.....

.....

.....

.....

.....

.....

.....

.....

.....

.....

.....

.....

.....

.....

.....

- 2 A student investigates the image of an object formed on a screen by a converging lens, as shown in Fig. 2.1.

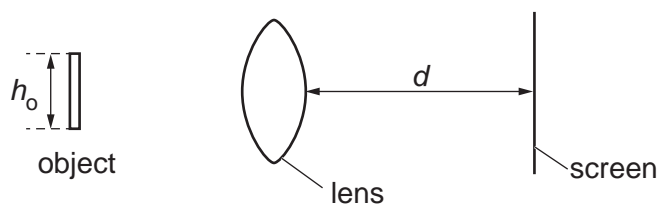


Fig. 2.1

The student measures the height h_o of the object and the distance d from the lens to the screen. The height h_i of the image is measured as shown in Fig. 2.2.

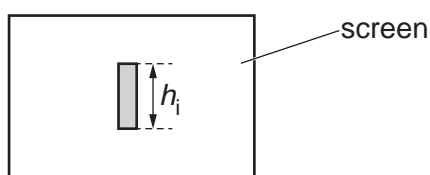


Fig. 2.2

The experiment is repeated for different values of d .

It is suggested that h_i and d are related by the equation

$$\frac{1}{f} \left(d + \frac{t}{2} \right) = \frac{h_i}{h_o} + 1$$

where f is a property of the lens called the focal length and t is the thickness of the lens.

- (a) A graph is plotted of $\frac{h_i}{h_o}$ on the y -axis against d on the x -axis.

Determine expressions for the gradient and y -intercept.

gradient =

y -intercept =

[1]

- (b) The value of h_0 is (2.4 ± 0.1) cm.
Values of d and h_i are given in Table 2.1.

Table 2.1

d/cm	h_i/cm	$\frac{h_i}{h_0}$
54.0	1.7 ± 0.1	
57.5	1.9 ± 0.1	
61.5	2.2 ± 0.1	
67.0	2.6 ± 0.1	
74.0	3.1 ± 0.1	
80.5	3.6 ± 0.1	

Calculate and record values of $\frac{h_i}{h_0}$ in Table 2.1.

Include the absolute uncertainties in $\frac{h_i}{h_0}$. [2]

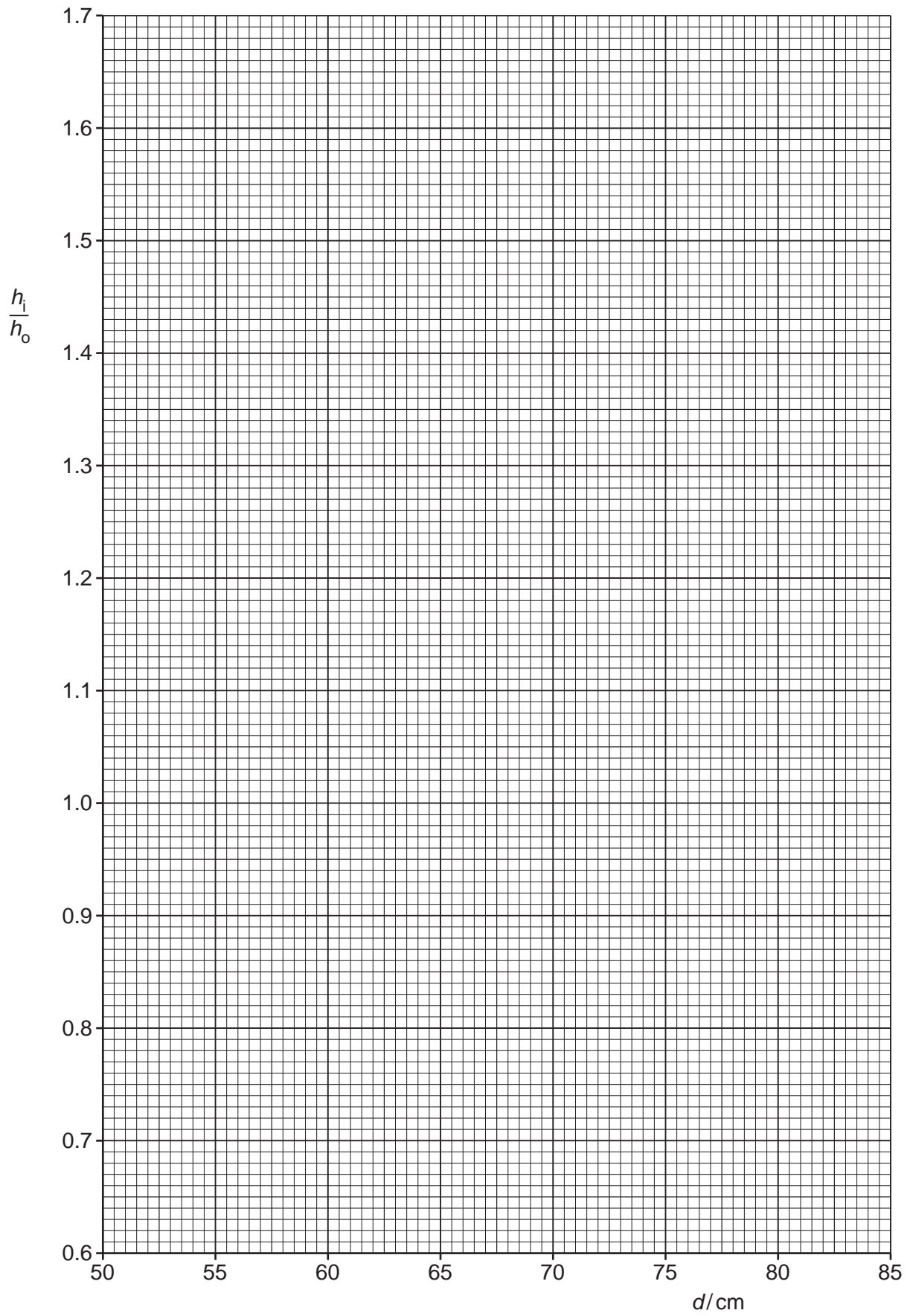
- (c) (i) Plot a graph of $\frac{h_i}{h_0}$ against d/cm .

Include error bars for $\frac{h_i}{h_0}$. [2]

- (ii) Draw the straight line of best fit and a worst acceptable straight line on your graph. Both lines should be clearly labelled. [2]

- (iii) Determine the gradient of the line of best fit. Include the absolute uncertainty in your answer.

gradient = [2]



- (iv) Determine the y -intercept of the line of best fit. Include the absolute uncertainty in your answer.

y -intercept = [2]

- (d) (i) Using your answers to (a) and (c)(iii), determine the value of f . Include an appropriate unit and the absolute uncertainty in your answer.

f = [3]

- (ii) Using your answers to (a), (c)(iii) and (c)(iv), determine the value of t .

t = [1]

[Total: 15]

Permission to reproduce items where third-party owned material protected by copyright is included has been sought and cleared where possible. Every reasonable effort has been made by the publisher (UCLES) to trace copyright holders, but if any items requiring clearance have unwittingly been included, the publisher will be pleased to make amends at the earliest possible opportunity.

To avoid the issue of disclosure of answer-related information to candidates, all copyright acknowledgements are reproduced online in the Cambridge Assessment International Education Copyright Acknowledgements Booklet. This is produced for each series of examinations and is freely available to download at www.cambridgeinternational.org after the live examination series.

Cambridge Assessment International Education is part of the Cambridge Assessment Group. Cambridge Assessment is the brand name of the University of Cambridge Local Examinations Syndicate (UCLES), which itself is a department of the University of Cambridge.