



A-level Physics

7408/3BE-Paper 3 Section B – Electronics
Mark scheme

June 2018

Version/Stage: 1.0 Final

Mark schemes are prepared by the Lead Assessment Writer and considered, together with the relevant questions, by a panel of subject teachers. This mark scheme includes any amendments made at the standardisation events which all associates participate in and is the scheme which was used by them in this examination. The standardisation process ensures that the mark scheme covers the students' responses to questions and that every associate understands and applies it in the same correct way. As preparation for standardisation each associate analyses a number of students' scripts. Alternative answers not already covered by the mark scheme are discussed and legislated for. If, after the standardisation process, associates encounter unusual answers which have not been raised they are required to refer these to the Lead Assessment Writer.

It must be stressed that a mark scheme is a working document, in many cases further developed and expanded on the basis of students' reactions to a particular paper. Assumptions about future mark schemes on the basis of one year's document should be avoided; whilst the guiding principles of assessment remain constant, details will change, depending on the content of a particular examination paper.

Further copies of this mark scheme are available from aqa.org.uk

Physics – Mark scheme instructions to examiners

1. General

The mark scheme for each question shows:

- the marks available for each part of the question
- the total marks available for the question
- the typical answer or answers which are expected
- extra information to help the Examiner make his or her judgement and help to delineate what is acceptable or not worthy of credit or, in discursive answers, to give an overview of the area in which a mark or marks may be awarded.

The extra information is aligned to the appropriate answer in the left-hand part of the mark scheme and should only be applied to that item in the mark scheme.

At the beginning of a part of a question a reminder may be given, for example: where consequential marking needs to be considered in a calculation; or the answer may be on the diagram or at a different place on the script.

In general the right-hand side of the mark scheme is there to provide those extra details which confuse the main part of the mark scheme yet may be helpful in ensuring that marking is straightforward and consistent.

2. Emboldening

- 2.1** In a list of acceptable answers where more than one mark is available ‘any **two** from’ is used, with the number of marks emboldened. Each of the following bullet points is a potential mark.
- 2.2** A bold **and** is used to indicate that both parts of the answer are required to award the mark.
- 2.3** Alternative answers acceptable for a mark are indicated by the use of **or**. Different terms in the mark scheme are shown by a / ; eg allow smooth / free movement.

3. Marking points

3.1 Marking of lists

This applies to questions requiring a set number of responses, but for which candidates have provided extra responses. The general principle to be followed in such a situation is that ‘right + wrong = wrong’.

Each error / contradiction negates each correct response. So, if the number of errors / contradictions equals or exceeds the number of marks available for the question, no marks can be awarded.

However, responses considered to be neutral (often prefaced by ‘Ignore’ in the mark scheme) are not penalised.

3.2 Marking procedure for calculations

Full marks can usually be given for a correct numerical answer without working shown unless the question states ‘Show your working’. However, if a correct numerical answer can be evaluated from incorrect physics then working will be required. The mark scheme will indicate both this and the credit (if any) that can be allowed for the incorrect approach.

However, if the answer is incorrect, mark(s) can usually be gained by correct substitution / working and this is shown in the 'extra information' column or by each stage of a longer calculation.

A calculation must be followed through to answer in decimal form. An answer in surd form is never acceptable for the final (evaluation) mark in a calculation and will therefore generally be denied one mark.

3.3 Interpretation of 'it'

Answers using the word 'it' should be given credit only if it is clear that the 'it' refers to the correct subject.

3.4 Errors carried forward, consequential marking and arithmetic errors

Allowances for errors carried forward are likely to be restricted to calculation questions and should be shown by the abbreviation ECF or *conseq* in the marking scheme.

An arithmetic error should be penalised for one mark only unless otherwise amplified in the marking scheme. Arithmetic errors may arise from a slip in a calculation or from an incorrect transfer of a numerical value from data given in a question.

3.5 Phonetic spelling

The phonetic spelling of correct scientific terminology should be credited (eg fizix) **unless** there is a possible confusion (eg defraction/refraction) with another technical term.

3.6 Brackets

(.....) are used to indicate information which is not essential for the mark to be awarded but is included to help the examiner identify the sense of the answer required.

3.7 Ignore / Insufficient / Do not allow

'Ignore' or 'insufficient' is used when the information given is irrelevant to the question or not enough to gain the marking point. Any further correct amplification could gain the marking point.

'Do **not** allow' means that this is a wrong answer which, even if the correct answer is given, will still mean that the mark is not awarded.

3.8 Significant figure penalties

Answers to questions in the practical sections (7407/2 – Section A and 7408/3A) should display an appropriate number of significant figures. For non-practical sections, an A-level paper may contain up to 2 marks (1 mark for AS) that are contingent on the candidate quoting the **final** answer in a calculation to a specified number of significant figures (sf). This will generally be assessed to be the number of sf of the datum with the least number of sf from which the answer is determined. The mark scheme will give the range of sf that are acceptable but this will normally be the sf of the datum (or this sf -1).

An answer in surd form cannot gain the sf mark. An incorrect calculation **following some working** can gain the sf mark. For a question beginning with the command word 'Show that...', the answer should be quoted to **one more** sf than the sf quoted in the question eg 'Show that X is equal to about 2.1 cm' –

answer should be quoted to 3 sf. An answer to 1 sf will not normally be acceptable, unless the answer is an integer eg a number of objects. In non-practical sections, the need for a consideration will be indicated in the question by the use of ‘Give your answer to an appropriate number of significant figures’.

3.9 Unit penalties

An A-level paper may contain up to 2 marks (1 mark for AS) that are contingent on the candidate quoting the correct unit for the answer to a calculation. The need for a unit to be quoted will be indicated in the question by the use of ‘State an appropriate SI unit for your answer’. Unit answers will be expected to appear in the most commonly agreed form for the calculation concerned; strings of fundamental (base) units would not. For example, 1 tesla and 1 Wb m^{-2} would both be acceptable units for magnetic flux density but $1 \text{ kg m}^2 \text{ s}^{-2} \text{ A}^{-1}$ would not.

3.10 Level of response marking instructions

Level of response mark schemes are broken down into three levels, each of which has a descriptor. The descriptor for the level shows the average performance for the level. There are two marks in each level.

Before you apply the mark scheme to a student’s answer read through the answer and annotate it (as instructed) to show the qualities that are being looked for. You can then apply the mark scheme.

Determining a level

Start at the lowest level of the mark scheme and use it as a ladder to see whether the answer meets the descriptor for that level. The descriptor for the level indicates the different qualities that might be seen in the student’s answer for that level. If it meets the lowest level then go to the next one and decide if it meets this level, and so on, until you have a match between the level descriptor and the answer. With practice and familiarity you will find that for better answers you will be able to quickly skip through the lower levels of the mark scheme.

When assigning a level you should look at the overall quality of the answer and not look to pick holes in small and specific parts of the answer where the student has not performed quite as well as the rest. If the answer covers different aspects of different levels of the mark scheme you should use a best fit approach for defining the level and then use the variability of the response to help decide the mark within the level. i.e. if the response is predominantly level 2 with a small amount of level 3 material it would be placed in level 2.

The exemplar materials used during standardisation will help you to determine the appropriate level. There will be an answer in the standardising materials which will correspond with each level of the mark scheme. This answer will have been awarded a mark by the Lead Examiner. You can compare the student’s answer with the example to determine if it is the same standard, better or worse than the example. You can then use this to allocate a mark for the answer based on the Lead Examiner’s mark on the example.

You may well need to read back through the answer as you apply the mark scheme to clarify points and assure yourself that the level and the mark are appropriate.

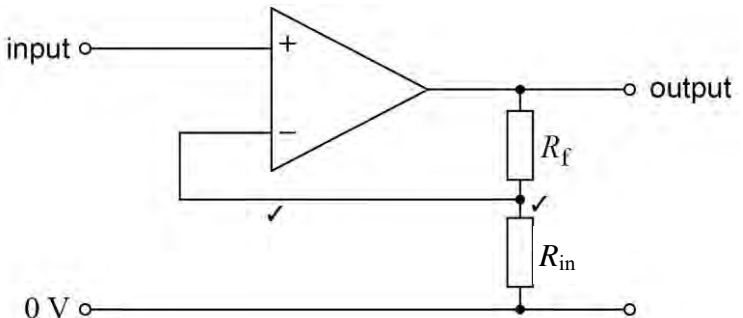
Indicative content in the mark scheme is provided as a guide for examiners. It is not intended to be exhaustive and you must credit other valid points. Students do not have to cover all of the points mentioned in the indicative content to reach the highest level of the mark scheme.

An answer which contains nothing of relevance to the question must be awarded no marks.

MARK SCHEME – A-LEVEL PHYSICS – 7408/3BE – JUNE 2018

Question	Answers	Additional Comments/Guidance	Mark	ID details																																			
01.1	$Q = (\bar{A}.B) + (A.\bar{B})$ ✓✓ (allow written format) do not allow $(A \oplus B)$	<ul style="list-style-type: none"> Correct two terms ✓ Correct operator for OR gate ✓ 	2																																				
01.2	<table border="1" style="margin-left: auto; margin-right: auto;"> <thead> <tr> <th>B</th> <th>A</th> <th>C</th> <th>D</th> <th>E</th> <th>F</th> <th>Q</th> </tr> </thead> <tbody> <tr> <td>0</td> <td>0</td> <td>1</td> <td>1</td> <td>0</td> <td>0</td> <td>0</td> </tr> <tr> <td>0</td> <td>1</td> <td>0</td> <td>1</td> <td>0</td> <td>1</td> <td>1</td> </tr> <tr> <td>1</td> <td>0</td> <td>1</td> <td>0</td> <td>1</td> <td>0</td> <td>1</td> </tr> <tr> <td>1</td> <td>1</td> <td>0</td> <td>0</td> <td>0</td> <td>0</td> <td>0</td> </tr> </tbody> </table> <p style="text-align: center;">✓ ✓</p>	B	A	C	D	E	F	Q	0	0	1	1	0	0	0	0	1	0	1	0	1	1	1	0	1	0	1	0	1	1	1	0	0	0	0	0	<p>Correct column C</p> <p>Correct column E</p>	2	
B	A	C	D	E	F	Q																																	
0	0	1	1	0	0	0																																	
0	1	0	1	0	1	1																																	
1	0	1	0	1	0	1																																	
1	1	0	0	0	0	0																																	
01.3	<p>Any two criteria ✓✓</p> <p>Less complex circuit – easier to manufacture</p> <p>Only uses one type of chip – more economical to buy</p> <p>Uses fewer ICs so saves space</p> <p>Uses fewer ICs so saves on power consumption</p>	Accept any other valid reason	2																																				
01.4	EOR ✓	Also allow EXOR, XOR	1																																				
Total			7																																				

MARK SCHEME – A-LEVEL PHYSICS – 7408/3BE – JUNE 2018

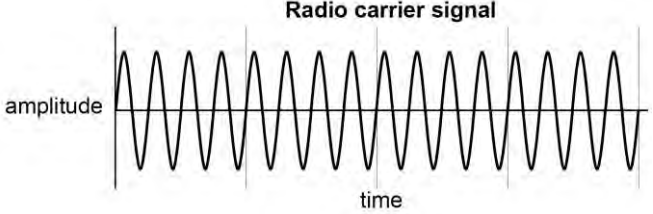
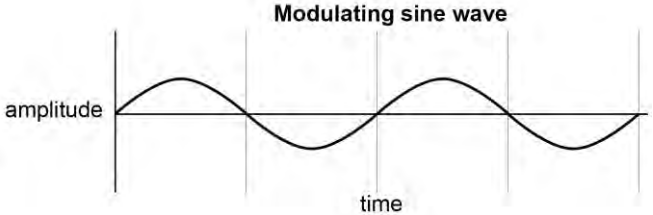
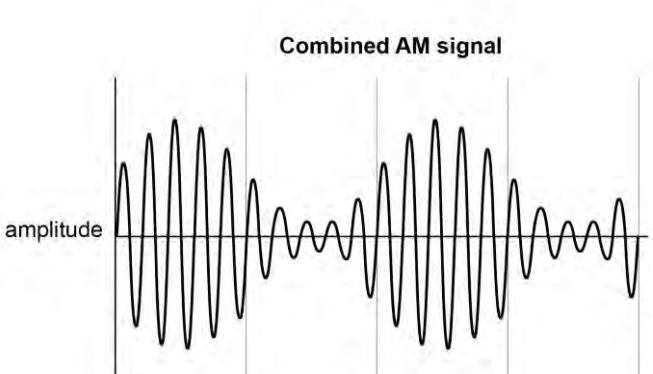
Question	Answers	Additional Comments/Guidance	Mark	ID details
02.1	Voltage in = Voltage out / Voltage gain $= 3 \text{ V} / 40$ $= 75 \times 10^{-3} \text{ V} \checkmark$		1	
02.2		Two resistor chain, correctly labelled connected between output and ground. Inverting input connected to mid-point of resistor chain	2	
02.3	$\frac{V_{out}}{V_{in}} = 1 + \frac{R_f}{R_{in}}$ $40 = 1 + \frac{R_f}{R_{in}} \text{ calculation to give resistor ratio of } 39 \checkmark$ $R_{in} = 1 \text{ k}\Omega ; R_f = 39 \text{ k}\Omega \checkmark$		2	

MARK SCHEME – A-LEVEL PHYSICS – 7408/3BE – JUNE 2018

Question	Answers	Additional Comments/Guidance	Mark	ID details
02.4	Desired gain \times bandwidth is $40 \times 50 \text{ kHz} = 2 \text{ MHz}$ ✓ The Op Amp can only provide $\frac{1}{2}$ the amplification needed. Not suitable. ✓	1 mark - relevant calculation 1 mark - reference to only providing $\frac{1}{2}$ require amplification / gain so not suitable	2	
Total			7	

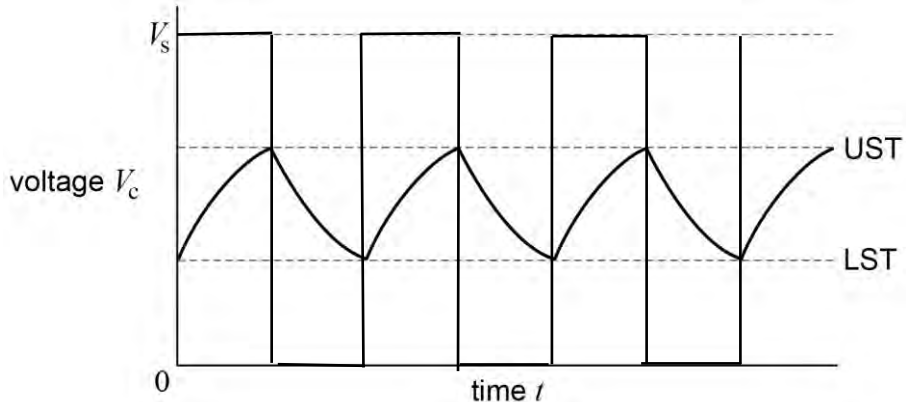
MARK SCHEME – A-LEVEL PHYSICS – 7408/3BE – JUNE 2018

Question	Answers	Additional Comments/Guidance	Mark	ID details
03.1	D ✓		1	
03.2	A ✓		1	
03.3	One of: ✓ Attenuation of e-m wave across transmission path Small fraction of radiated energy in direction of receiver Energy loss due to reflection from ground / natural topography / absorption in atmosphere	Accept any other reasonable response.	1	

Question	Answers	Additional Comments/Guidance	Mark	ID details
03.4	<p style="text-align: center;">Radio carrier signal</p>  <p style="text-align: center;">Modulating sine wave</p>  <p style="text-align: center;">Combined AM signal</p>  <p>Correct relative positions of envelope max – min on AM and an attempt made to keep carrier frequency constant ✓</p>	Modulating signal forms envelope around carrier.	1	

MARK SCHEME – A-LEVEL PHYSICS – 7408/3BE – JUNE 2018

03.5	About 55 stations can be picked up in London. <ul style="list-style-type: none">• A full audio frequency of 20 kHz would require a bandwidth of 40 kHz for each station ✓• $55 \times 40 \text{ kHz} = 2200 \text{ kHz}$. This is twice as much as waveband available ✓ so stations would have to overlap leading to crosstalk / interference ✓	Accept equivalent arguments / calculations	3	
Total			7	

Question	Answers	Additional Comments/Guidance	Mark	ID details
04.1	PRF = $1 / (1.4 RC)$ = $1 / (1.4 \times 5.1 \times 10^3 \times 10 \times 10^{-9})$ 14 kHz ✓		1	
04.2	Square wave with correct phase and amplitude ✓ 		1	
04.3	New resistor calculated and stated to be 1.7 kΩ ✓ New resistor placed in parallel with original resistor ✓	ecf from 04.1	2	

MARK SCHEME – A-LEVEL PHYSICS – 7408/3BE – JUNE 2018

Question	Answers	Additional Comments/Guidance	Mark	ID details
04.4	$T = \frac{1}{f} = \frac{1}{5 \times 10^3} = 0.2 \text{ ms (200 } \mu\text{s)}$ $t_C = 0.2 \times 10^{-3} \times \frac{3}{4} = 150 \mu\text{s}$ $t_D = 0.2 \times 10^{-3} \times \frac{1}{4} = 50 \mu\text{s}$ $R_2 = \frac{t_D}{0.7 \times C} = \frac{50 \times 10^{-6}}{0.7 \times 10 \times 10^{-9}} = 7.1 \text{ k}\Omega \text{ (Accept 7k}\Omega\text{)}$ $R_1 = \frac{t_C}{0.7 \times C} - R_2 = 14.3 \text{ k}\Omega \text{ (Accept 14k}\Omega\text{)}$	<p>1 mark for significant calculation.</p> <p>eg showing $R_1 = 2R_2$ OR calculation for t_C or t_D</p> <p>1 mark for values of R_1 and R_2</p>	2	
04.5	<p>Two properties per mark – (max mark 2)✓✓</p> <ul style="list-style-type: none"> • A square wave • Amplitude of 0 V to 5 V • Periodic time of 0.2 ms • High for 0.15 ms – Low for 0.05 ms 		2	
Total			8	

Question	Answers	Additional Comments/Guidance	Mark	ID details		
05	<p>The mark scheme gives some guidance as to what statements are expected to be seen in a 1 or 2 mark (L1), 3 or 4 mark (L2) and 5 or 6 mark (L3) answer. Guidance provided in section 3.10 of the 'Mark Scheme Instructions' document should be used to assist in marking this question.</p>	<p>Expected information:</p> <p>Quantisation – the conversion of a continuously varying voltage level by sampling into one that contains discrete (stepped) voltage levels.</p> <p>Factors affecting quality of conversion</p> <p>i) Sampling rate:</p> <ul style="list-style-type: none"> The number of times/second that the analogue signal is assigned a digital code. Audio requires a sample rate = $2 \times$ highest frequency component ----- (Nyquist rate) Under sampling will cause a loss in quality. ----- (Aliasing) Over sampling results in superfluous data. 	6			
	<table border="1"> <thead> <tr> <th data-bbox="264 592 412 624">Level</th> <th data-bbox="412 592 790 624">Criteria</th> <th data-bbox="790 592 1075 624">QoWC</th> </tr> </thead> <tbody> <tr> <td data-bbox="264 624 412 1313">L3 5–6 marks</td> <td data-bbox="412 624 790 1313">All bullet points in the question are covered in detail. The candidate shows good knowledge and uses the technical terms correctly. The answer has structure and clearly conveys the information required by the question. The candidate may show a depth of understanding that goes beyond basic recall and will appreciate the impact of the technology on society.</td> <td data-bbox="790 624 1075 1313">The student presents relevant information coherently, employing structure, style and sp&g to render meaning clear. The text is legible.</td> </tr> </tbody> </table>				Level	Criteria
Level	Criteria	QoWC				
L3 5–6 marks	All bullet points in the question are covered in detail. The candidate shows good knowledge and uses the technical terms correctly. The answer has structure and clearly conveys the information required by the question. The candidate may show a depth of understanding that goes beyond basic recall and will appreciate the impact of the technology on society.	The student presents relevant information coherently, employing structure, style and sp&g to render meaning clear. The text is legible.				

L2 3–4 marks	All of the main processes are addressed and most of the detail is present. There may be an understanding of the impact of the technology on society. There will be some structure, but may be brief or unclear in parts.	The student presents relevant information and in a way which assists the communication of meaning. The text is legible. Sp&g are sufficiently accurate not to obscure meaning.	<p>ii) Size of digital code:</p> <ul style="list-style-type: none"> • Number of bits per sample determines smallest change in analogue signal that can cause a change in digital code – -----resolution. • CD – standard is 16 bits <p>The combination of these two factors will determine the amount of data generated in the conversion process. The quantity of data will be very large and will probably require compression techniques to be applied.</p> <p>Advantages of a digital format :</p> <ul style="list-style-type: none"> • Good noise immunity • Digital recordings don't degrade with frequent use in the same way as analogue recordings (Tape v CD) • Digital files can be saved and manipulated by computer • Can be coded for downloading across the Internet
L1 1–2 marks	A limited answer with significant detail missing. The impact on society may be stated basically but not developed. Candidates may be able to recall some technical terms, but these may be used without expansion or understanding. The material may lack organisation.	The student presents some relevant information in a simple form. The text is usually legible. Sp&g allow meaning to be derived although errors are sometimes obstructive.	
0	The work contains no significant analysis of the question asked.	The student's presentation, spelling, punctuation and grammar seriously obstruct understanding.	

		<p>Disadvantages of a digital format</p> <ul style="list-style-type: none"> • Can be conceived as being too clinical • Data can become corrupt • Format compatibility issues <p>Further points:</p> <p>Why digital is dominant format in the recording industry</p> <ul style="list-style-type: none"> • V. good digital system is cheaper than v. good analogue system • Scratch resistant format even on CDs • Development of small personal music devices • Development of downloads using personal computer <p>Development of higher density storage devices (CD to SSD)</p>	
Total			6