

• Candidates should be able to :

- Define and apply the concept of **specific heat capacity**.
- Select and apply the equation :  $E = mc\Delta\theta$
- Describe an electrical experiment to determine the **specific heat capacity of a solid or a liquid**.
- Describe what is meant by **latent heat of fusion** and **latent heat of vaporisation**.

**SPECIFIC HEAT CAPACITY**

- The **TEMPERATURE RISE (or FALL) ( $\Delta\theta$ )** of an object depends on :

- The **HEAT ENERGY (E)** supplied to (or extracted from) the object.

The **GREATER** the amount of heat supplied to (or extracted from) an object, the **GREATER** is the temperature rise (or fall) for a given mass.

$$\Delta\theta \propto E$$

- The **MASS (m)** of the object.

The **SMALLER** the mass of the object, the **LARGER** the temperature rise (or fall) for the same heat supplied to (or extracted from) the object.

$$\Delta\theta \propto 1/m$$

- The **MATERIAL** of the object.

Objects of the same mass, but **different material**, have a different temperature rise (or fall) with the same amount of heat supplied to (or extracted from) them. This fact is taken into account by a quantity called the **HEAT CAPACITY** of the object.

The **HEAT CAPACITY** of an object is the amount of heat energy which must be supplied to (or extracted from) it, to make its temperature rise (or fall) by **1 K (or 1°C)**.

So the **GREATER** the heat capacity of the object, the **SMALLER** the temperature rise (or fall) for the same amount of heat supplied to (or extracted from) it.

- **HEAT CAPACITY** only relates to a **particular object**. A much more useful quantity which is a **property of a material**, is **SPECIFIC HEAT CAPACITY (c)**.

The **SPECIFIC HEAT CAPACITY** ( $c$ ) of a substance is the amount of energy needed to raise the temperature of **1 kg** of the substance by **1 K (1°C)** without a change of state.

The unit of ( $c$ ) is :  $\text{J kg}^{-1} \text{K}^{-1}$  or  $\text{J kg}^{-1} \text{°C}^{-1}$

The table below gives some typical **SPECIFIC HEAT CAPACITY** values :

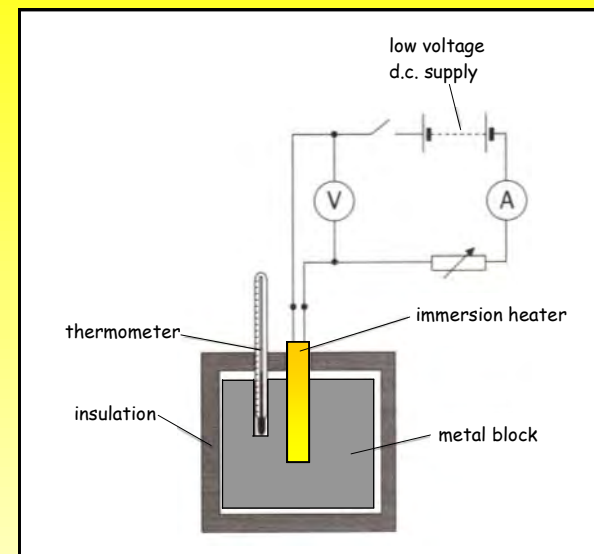
SUBSTANCE	$c/\text{J kg}^{-1} \text{K}^{-1}$
Aluminium	900
Concrete	850
Copper	390
Iron	490
Lead	130
Oil	2100
Water	4200

- The amount of **ENERGY** ( $E$ ) which must be supplied to a **MASS** ( $m$ ) of a substance of **SPECIFIC HEATCAPACITY** ( $c$ ) in order to produce a **TEMPERATURE RISE** ( $\Delta\theta$ ) is given by :

$$E = m c \Delta\theta$$

(J)      (kg)      ( $\text{J kg}^{-1} \text{K}^{-1}$ )      (K)

### MEASUREMENT OF SPECIFIC HEAT CAPACITY OF A SOLID



- The **mass** ( $m$ ) of the metal block is accurately measured using an electronic top-pan balance.
  - The variable resistor is adjusted so as to give suitable values of **voltage** ( $V_1$ ) and **current** ( $I_1$ ). The supply is then switched off and the **initial temperature** ( $\theta_i$ ) of the block is measured and recorded.
  - The supply is then switched on and the block is heated for a fixed time (say 10 minutes). The **final temperature** ( $\theta_f$ ) of the block is also measured and recorded.
- Then, **temperature rise of the block**,  $\Delta\theta_1 = \theta_f - \theta_i$
- After allowing the block to cool down to room temperature, the procedure is repeated using lower **voltage** ( $V_2$ ) and **current** ( $I_2$ ) values, as adjusted with the variable resistor. The block is heated for the same time as before and the **new temperature rise**,  $\Delta\theta_2$  is calculated as before.

**RESULTS**

Mass of block,  $m =$   kg

Time for which block is heated,  $t =$   s

Voltage across heater	$V_1/V$		$V_2/V$	
Current in heater	$I_1/A$		$I_2/A$	
Initial temperature of block	$\theta_i/^\circ C$		$\theta_i/^\circ C$	
Final temperature of block	$\theta_f/^\circ C$		$\theta_f/^\circ C$	
Temperature rise of block	$\Delta\theta_1/^\circ C$		$\Delta\theta_2/^\circ C$	

**CALCULATIONS**

electrical energy supplied = heat energy gained + heat energy lost to  
to the block. by the block. the surroundings.

$$V_1 I_1 t = m c \Delta\theta_1 + H \dots\dots\dots (1)$$

$$V_2 I_2 t = m c \Delta\theta_2 + H \dots\dots\dots (2)$$

$$(1) - (2) : V_1 I_1 t - V_2 I_2 t = m c (\Delta\theta_1 - \Delta\theta_2)$$

From which :  $c = \frac{V_1 I_1 t - V_2 I_2 t}{m (\Delta\theta_1 - \Delta\theta_2)}$

$c =$  \_\_\_\_\_

$c =$    $J \text{ kg}^{-1} \text{ K}^{-1}$

**PRACTICE QUESTIONS**

1 Using the table of specific heat capacities given on page 2, calculate the **energy** which must be **supplied** (or **extracted**) to **raise** (or **lower**) the temperature of :

- (a) An iron ingot of mass 12 kg from 20°C to 190°C.
- (b) 250 g of water from 18°C to 100°C.
- (c) A copper ring of mass 45 g from 20°C to -140°C.

2 Calculate the **time taken** to raise the temperature of 300 g of oil in an aluminium, deep-fat frier of mass 0.75 kg from 20°C to 145°C, if the electric heating element has a power rating of 3.0 kW.

Why is your calculated time an **under-estimate** ?

3 A 3kW electric kettle took 260 s to heat 1.8 kg of water from 18 °C to 100°C.

- (a) Calculate :
  - (i) The **electrical energy** supplied to the kettle in this time.
  - (ii) The **internal energy** gained by the water in the kettle.

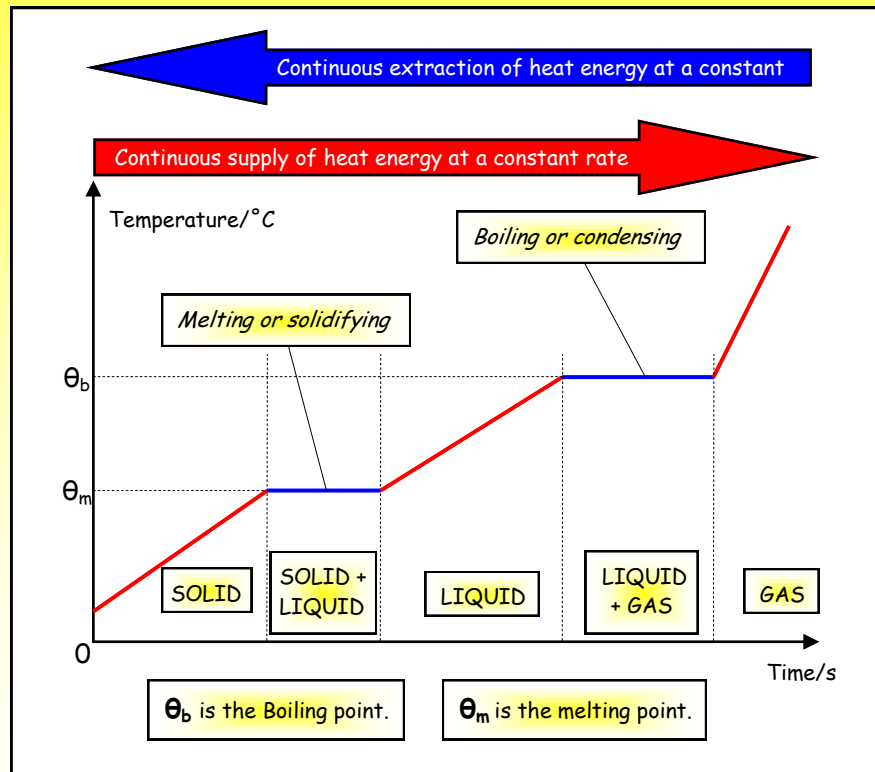
(b) The mass of the kettle was 1.2 kg and it was made from aluminium.

- (i) Calculate the **internal energy** gained by the kettle.
- (ii) Account for the **difference** between the **electrical energy** supplied to the kettle and the **internal energy** gained by the water and kettle.

Use the table on page 2 to obtain the values you need for the **specific heat capacities** of water and aluminium.

### LATENT HEAT

- **LATENT HEAT** is the heat energy which a body will **absorb** during **MELTING** or **EVAPORATION** and which it **gives out** during **SOLIDIFICATION (FREEZING)** or **CONDENSATION**. It is called latent (meaning hidden) because it produces a **CHANGE OF STATE**, but **NO TEMPERATURE CHANGE**.



The diagram shown above illustrates what happens when a **SOLID** is continuously **supplied** with heat energy, or when heat energy is continuously **extracted** from a **GAS**. If the diagram is read from left to right, it shows the sequence of events. When heat energy is continuously added to a solid, while reading it from right to left illustrates the reverse process of extracting heat energy from a gas.

- Starting from the left, with a solid well below its **MELTING POINT**, we see that the heat supplied causes the temperature of the solid to increase until it reaches the **MELTING POINT** ( $\theta_m$ ).
- Continued heating does not cause any further increase in temperature until **ALL the solid has melted**.

The heat **supplied (or extracted)** to cause the phase change from **SOLID TO LIQUID (or LIQUID TO SOLID)** without a change of temperature, is called the **LATENT HEAT OF FUSION**.

- When all the solid has melted, the temperature of the resulting liquid then increases until the **BOILING POINT** ( $\theta_b$ ) is reached and **VAPORISATION** occurs throughout the volume of the liquid (and not just at the surface).  
Continued heating does not cause any further increase in temperature until **ALL the liquid has vaporised**.

The heat **supplied (or extracted)** to cause the phase change from **LIQUID TO VAPOUR (or VAPOUR TO LIQUID)** Without a change of temperature, is called the **LATENT HEAT OF VAPORISATION**.

- Once all the liquid has vaporised, continued heating of the gas or vapour will again cause the temperature to rise.

The **SPECIFIC LATENT HEAT (L) OF FUSION** (or **VAPORISATION**) of a substance is the energy needed to change 1 kg of the substance from **SOLID TO LIQUID** (or **LIQUID TO VAPOUR**) at constant temperature.

- The **ENERGY (E)** which must be **supplied (or extracted)** to cause a change of state in a **MASS (m)** of a substance having a **SPECIFIC LATENT HEAT (L)** is given by :

$$E = mL$$

(J)                      (kg)                      (J kg<sup>-1</sup>)

#### EVAPORATION AND BOILING

- EVAPORATION** is the name given to the process by which a liquid changes state into a gas or vapour. Evaporation occurs :
  - AT ANY TEMPERATURE.**
  - ONLY FROM THE LIQUID SURFACE.**
- BOILING** is a special case of evaporation. Boiling occurs :
  - AT A SPECIFIC TEMPERATURE (THE BOILING POINT).**
  - THROUGHOUT THE LIQUID VOLUME.** Bubbles of vapour form inside the liquid, rise to the surface and burst, releasing the vapour to the atmosphere.

- Define **specific heat capacity**.
  - Describe an electrical method for determining the **specific heat capacity (c)** of copper. Give a labelled diagram of the apparatus used and show how the results of such an experiment are used to calculate a value for (c).
  - In an experiment of the type you have described in (b), a **1.5 kg** copper block was heated for **15 minutes** using an electric immersion heater which is embedded in it.

The temperature of the block was found to rise by **36°C** when the p.d. across the heater was **12.0 V** and the current in it was **2.0 A**.

When the experiment was repeated with p.d. and current values of **10.0 V** and **1.9 A** respectively and the same heating time, the new observed temperature rise was **28.5 °C**.

Use the two sets of results to calculate the **specific heat capacity of copper**.

- A convector heater having a power rating of **2.5 kW** is used to heat an office whose dimensions are **6.0 m x 5.0 m x 2.8 m**. If the initial temperature of the air in the office is **12°C**, calculate the **time taken** for the heater to raise the air temperature to a comfortable **20°C**.

(Density of air at standard atmospheric pressure = **1.2 kg m<sup>-3</sup>**).

Why will your calculated time be **less than** the time it will actually take to produce the required temperature change ?

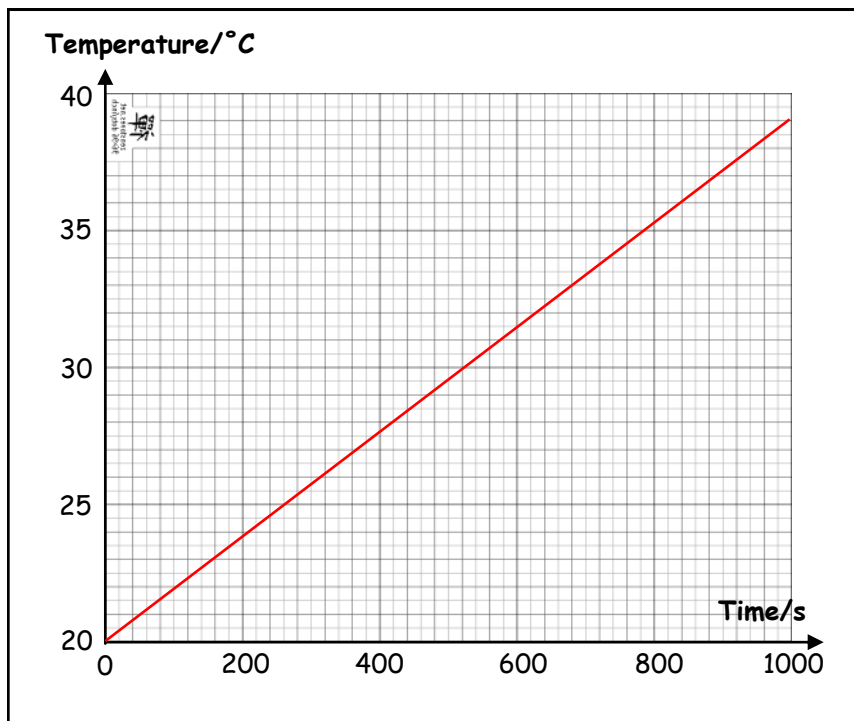
- (a) Draw a well-labelled graph of **temperature against time** to show what happens when a **solid** object is continuously supplied with heat energy until some time after it has become a **gas**.

Indicate those sections of the graph where the object is **solid**, **solid + liquid**, **liquid**, **liquid + gas** and **gas**. Show also the positions of the **melting** and **boiling points** on the temperature axis.

- (b) Define **latent heat of fusion** and **latent heat of vaporisation**.
- (c) Explain the difference between **evaporation** and **boiling**.

- 3 An insulated metal cylinder of mass **1.4 kg** was heated by a **24 W** electric heater placed in a slot in the cylinder. The temperature of the metal was measured using a thermometer placed in a different slot in the metal.

The measurements obtained in the experiment were used to plot a graph of **temperature against time** as shown in the diagram below.



- (a) Determine the **temperature rise per second** of the cylinder.
- (b) Calculate the **specific heat capacity** of the metal of which the cylinder is made.