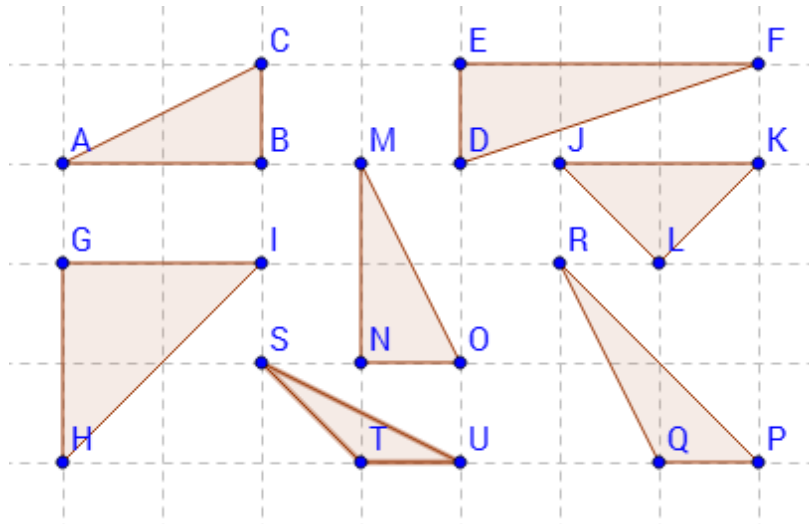


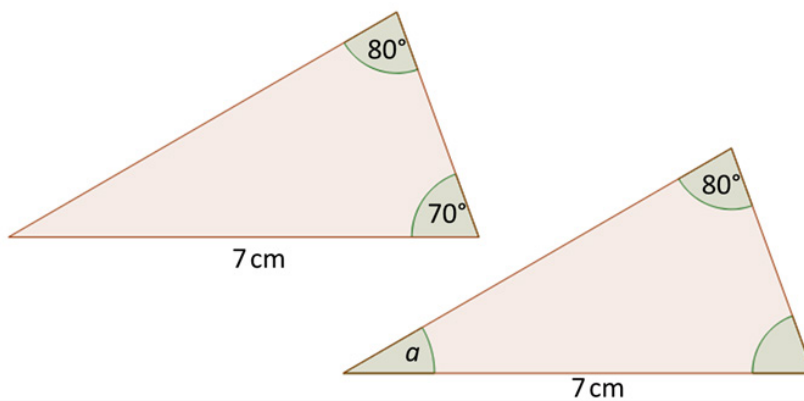
Topic Check In - 9.02 Congruence

Only AO1 questions for this topic are provided below.

1. Identify a pair of congruent triangles in the grid.

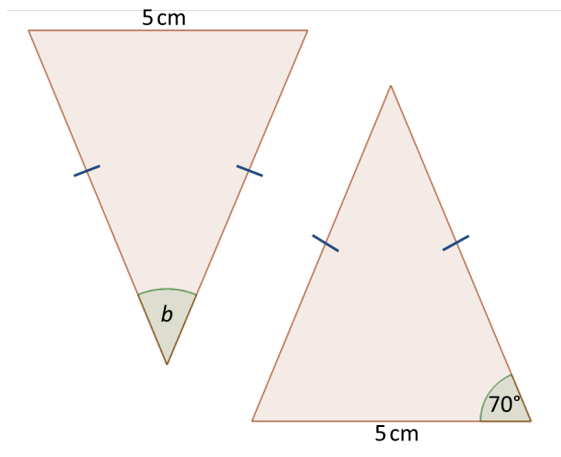


2. The triangles below are congruent. Work out angle a .

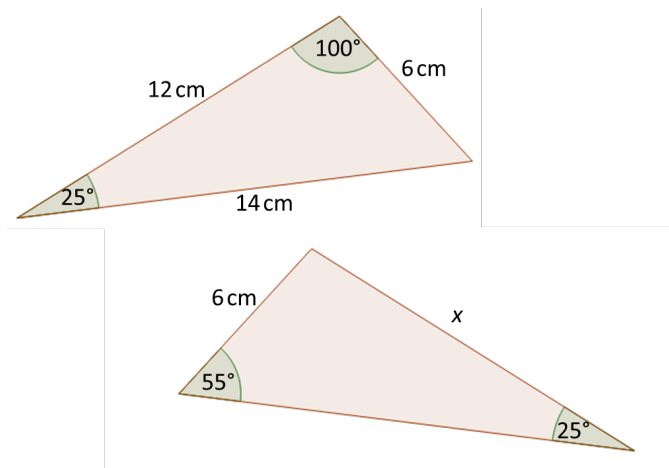


GCSE (9-1) MATHEMATICS

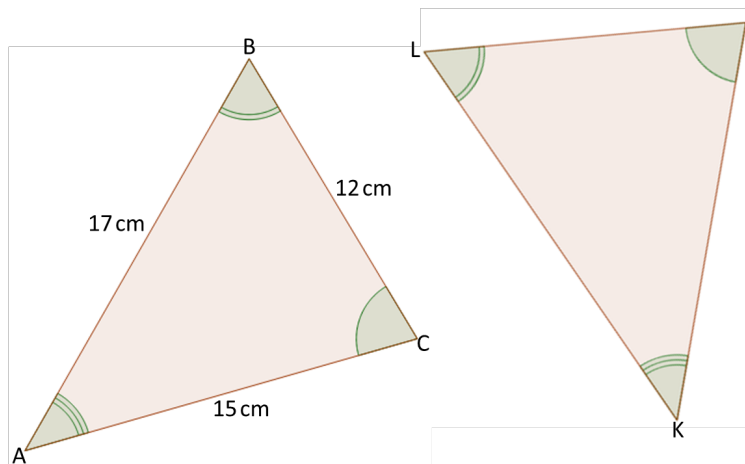
3. The triangles below are congruent. Work out angle b .



4. The triangles below are congruent. Find length x .



5. The pair of triangles below are congruent. Find length KL .



GCSE (9–1) MATHEMATICS

Answers

1. Triangle ABC and triangle MNO
2. 30°
3. 40°
4. 12 cm
5. 17 cm



We'd like to know your view on the resources we produce. By clicking on the 'Like' or 'Dislike' button you can help us to ensure that our resources work for you. When the email template pops up please add additional comments if you wish and then just click 'Send'. Thank you.

OCR Resources: *the small print*

OCR's resources are provided to support the teaching of OCR specifications, but in no way constitute an endorsed teaching method that is required by the Board, and the decision to use them lies with the individual teacher. Whilst every effort is made to ensure the accuracy of the content, OCR cannot be held responsible for any errors or omissions within these resources. We update our resources on a regular basis, so please check the OCR website to ensure you have the most up to date version.

© OCR 2015 - This resource may be freely copied and distributed, as long as the OCR logo and this message remain intact and OCR is acknowledged as the originator of this work.

OCR acknowledges the use of the following content: Maths and English icons: Air0ne/Shutterstock.com



Assessment Objective	Qu.	Topic	R	A	G
AO1	1	Recognise congruence from accurate drawings.			
AO1	2	Know that corresponding angles in congruent triangles are equal.			
AO1	3	Recognise congruence in translated triangles to find angles.			
AO1	4	Know that corresponding lengths in congruent triangles are equal.			
AO1	5	Recognise congruence in translated triangles to find lengths.			

Assessment Objective	Qu.	Topic	R	A	G
AO1	1	Recognise congruence from accurate drawings.			
AO1	2	Know that corresponding angles in congruent triangles are equal.			
AO1	3	Recognise congruence in translated triangles to find angles.			
AO1	4	Know that corresponding lengths in congruent triangles are equal.			
AO1	5	Recognise congruence in translated triangles to find lengths.			

Assessment Objective	Qu.	Topic	R	A	G
AO1	1	Recognise congruence from accurate drawings.			
AO1	2	Know that corresponding angles in congruent triangles are equal.			
AO1	3	Recognise congruence in translated triangles to find angles.			
AO1	4	Know that corresponding lengths in congruent triangles are equal.			
AO1	5	Recognise congruence in translated triangles to find lengths.			

Assessment Objective	Qu.	Topic	R	A	G
AO1	1	Recognise congruence from accurate drawings.			
AO1	2	Know that corresponding angles in congruent triangles are equal.			
AO1	3	Recognise congruence in translated triangles to find angles.			
AO1	4	Know that corresponding lengths in congruent triangles are equal.			
AO1	5	Recognise congruence in translated triangles to find lengths.			

