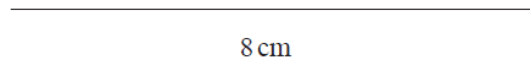



- 1 Draw accurately an isosceles triangle with sides of length 8 cm, 6 cm and 6 cm.  
One side of the triangle has been drawn for you.




(Total for Question is 2 marks)

- 2 The diagram shows a rectangle.



On the centimetre grid below, draw an accurate scale drawing of this rectangle.  
Use a scale of 1 cm to represent 5 m.



(Total for Question is 2 marks)