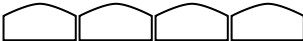
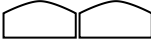



1. The pictogram shows the numbers of loaves of bread made by Miss Smith, Mr Jones and Mrs Gray.

Miss Smith	
Mr Jones	
Mrs Gray	
Ms Shah	
Mr Khan	

 represents 20 loaves of bread

- (a) Write down the number of loaves of bread made by Mr Jones.

.....

(1)

- (b) Write down the number of loaves of bread made by Mrs Gray.

.....

(1)




Ms Shah made 60 loaves of bread.  
Mr Khan made 90 loaves of bread.

- (c) Use this information to complete the pictogram.

(2)

(Total 4 marks)

2. The pictogram gives information about the number of goals scored in a local football league in each of 3 weeks.

First week	
Second week	
Third week	
Fourth week	
Fifth week	

Key:  represents 4 goals

- (a) Find the number of goals scored in the first week.

.....

(1)

- (b) Find the number of goals scored in the third week.

.....

(1)

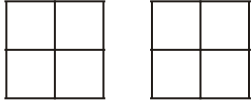
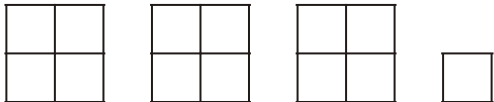
8 goals were scored in the fourth week.  
5 goals were scored in the fifth week.


- (c) Complete the pictogram.

(2)

(Total 4 marks)

3. Sharif buys some fruit.  
The pictogram shows information about the number of apples and the number of oranges he buys.

Apples	
Oranges	
Peaches	

Key:  represents 8 fruit

- (a) Write down the number of apples he buys.

..... (1)

- (b) Write down the number of oranges he buys.

..... (1)

Sharif buys 12 peaches.

- (c) Use this information to complete the pictogram.

(1)  
(Total 3 marks)

4. The pictogram shows the number of plates sold by a shop on Monday, Tuesday, Wednesday and Thursday of one week.

Monday	○ ○
Tuesday	○ ◐
Wednesday	○ ○ ○
Thursday	○
Friday	
Saturday	

Key: ○ represents 10 plates

- (a) Work out the number of plates sold on Monday.

.....

(1)

- b) Work out the number of plates sold on Tuesday.

.....

(1)

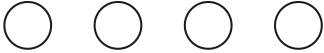

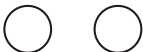
The shop sold 40 plates on Friday.  
The shop sold 25 plates on Saturday.


- (c) Use this information to complete the pictogram.

(2)

(Total 4 marks)

5. The pictogram shows the numbers of hours of sunshine in London on Monday, Tuesday and Wednesday of one week.

Monday	
Tuesday	
Wednesday	
Thursday	
Friday	

<p>Key: </p> <p>represents 2 hours</p>
---

- (a) Work out the number of hours of sunshine on Monday.

.....

(1)

- (b) Work out the number of hours of sunshine on Tuesday.

.....

(1)

There were 6 hours of sunshine on Thursday.  
There were 5 hours of sunshine on Friday.


- (c) Use this information to complete the pictogram.

(2)

(Total 4 marks)

6. Here is an incomplete pictogram.

It shows some information about the number of books sold during one week from Monday to Thursday.



(a) Write down the number of books sold on

(i) Wednesday,

.....

(ii) Monday.

.....

(2)

On Friday, 20 books were sold.

(b) Show this on the pictogram.

(1)

On Saturday, 35 books were sold.

(c) Show this on the pictogram.

(1)  
(Total 4 marks)

7. The pictogram shows the number of books sold on Wednesday, Thursday and Friday.

Wednesday	
Thursday	
Friday	
Saturday	

Key:  represents 8 books
--------------------------

(a) Write down the number of books sold on Wednesday.

..... (1)

(b) Write down the number of books sold on Friday.




..... (1)


20 books were sold on Saturday.

(c) Use this information to complete the pictogram.

(1)  
(Total 3 marks)

8. The pictogram shows the numbers of hours of sunshine on Monday, Tuesday and Wednesday one week.

Monday	
Tuesday	
Wednesday	
Thursday	
Friday	

**Key:**  represents 2 hours

- (a) Write down the number of hours of sunshine on

(i) Monday,

..... hours

(ii) Wednesday.

..... hours

(2)

On Thursday there were 4 hours of sunshine.

- (b) Show this on the pictogram.

(1)

On Friday there were 7 hours of sunshine.

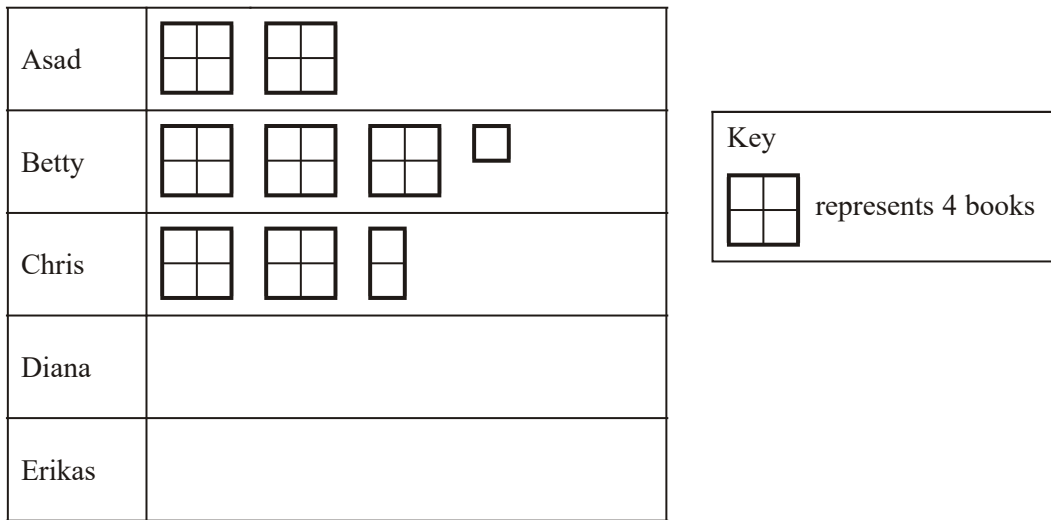
- (c) Show this on the pictogram.

(1)

(Total 4 marks)



9. Here is a pictogram.  
It shows the number of books read by Asad, by Betty, and by Chris.



(a) Write down the number of books read by

(i) Asad,

.....

(ii) Chris.

.....

(2)


Diana read 12 books.

Erikas read 9 books.

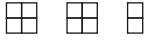
(b) Show this information on the pictogram.

(2)

(Total 4 marks)

01. (a) 40 1  
*Bl cao*
- (b) 50 1  
*Bl cao*
- (c) 3 full loaves  
 = 4 full loaves + 1 half loaf 2  
*Bl for 3 full loaves*  
*Bl for 4 full loaves + 1 half loaf*
- [4]**
- 
02. (a) 12 1  
*Bl cao*
- (b) 6 1  
*Bl cao*
- (c) 2 full circles  
 11/4 circles 2  
*Bl for 2 full circles in fourth week*  
*Bl for 1 full circle and one quarter in fifth week*
- [4]**
- 
03. (a) 16 1  
*Bl for 16 cao*
- (b) 26 1  
*Bl for 26 cao*
- (c)  1  
*Bl for one box with 4 divisions and 2 small boxes.*
- [3]**


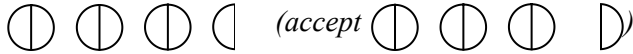
<b>04.</b>	(a)	20		1	
			<i>Bl cao</i>		
	(b)	15		1	
			<i>Bl cao</i>		
	(c)	4 circles on Fri			
			<i>Bl cao</i>		
		$2\frac{1}{2}$ circles on Sat		2	
			<i>Bl cao</i>		
					<b>[4]</b>
<b>05.</b>	(a)	8		1	
			<i>Bl cao</i>		
	(b)	3		1	
			<i>Bl cao</i>		
	(c)	3 circles			
			<i>Bl cao</i>		
		2.5 circles		2	
			<i>Bl cao</i>		
					<b>[4]</b>
<b>06.</b>	(a)	30		2	
			<i>Bl cao</i>		
		25			
			<i>Bl cao</i>		
	(b)	$2 \times$ diag		1	
			<i>Bl cao</i>		
		$3.5 \times$ diag		1	
			<i>Bl cao</i>		
					<b>[4]</b>

07. (a) 16 1  
*Bl*
- (b) 26 1  
*Bl*
- (c)  1  
*Bl (accept without internal lines)*

[3]

08. (a) (i) 8 2  
*Bl for 8 or eight*
- (ii) 5   
*Bl for 5 or five*

- (b)  1  
*Bl cao*

- (c)  1  
*Bl*  *(accept*

[4]

09. (a) (i) 8 1  
*Bl cao*
- (ii) 10 1  
*Bl cao*

- (b)  2  
*Bl cao*  
*Bl cao*

[4]

01. Pictograms are very well understood by candidates sitting the foundation paper and this year proved no exception. A well understood and well answered question. Most students drew 3 loaves correctly drawn for Ms Shah. Four and a half loaves for Mr. Khan were well attempted, the four loaves were correct, the half loaf did cause some problems. The halves were sometimes poorly drawn.
02. Nearly all candidates scored at least 3 marks in this question and many scored full marks. The clear representation of 5 goals on the pictogram proved a challenge to weaker candidates and many provided an ambiguous diagram. A small minority of candidates did not use the correct scale.
03. Most candidates were able to demonstrate a good understanding of pictograms. Part (a) was answered extremely well with candidates using the key correctly to find the number of apples. Slightly fewer candidates gave the correct number of oranges in part (b), most likely because of the need to interpret the small square. Part (c) was also answered very well with the majority of candidates completing the pictogram correctly. The most common incorrect answers seen were one large square with one small square, rather than two, two large squares and three large squares.
04. Nearly all candidates scored all 4 marks on this question. Those that did make errors tended to ignore the given scale with 2 being the most common incorrect answer in (a) and 10,  $10\frac{1}{2}$  and  $1\frac{1}{2}$  being the most common incorrect answers in (b).
05. All parts of this question was answered well with the vast majority of candidates scoring full marks.
06. This was a well answered question. Nearly all candidates gained full marks. Only a small number failed to show the correct book shape in (c), usually showing a representation for 40 rather than 35.
07. Candidates encountered little difficulty in completing this question. Success rates for parts (a), (b) and (c) were 97%, 85% and 89% respectively. In part (b) a few candidates gave the answer "25" and in part (c) a small number of candidates drew  $2\frac{3}{4}$  or 3 symbols.

- 08.** Part (a) was done well by the vast majority of the candidates.  
Part (b) was done well by the vast majority of the candidates. A common but infrequent error here was to complete the pictogram so that each symbol represented only 1 hour.
- 09.** Candidates generally score highly on pictogram questions and this year was no exception with over 90% of the candidates scoring all 4 available marks. The most common error was to draw 2 small squares rather than 1 for the 9<sup>th</sup> book in (b).