
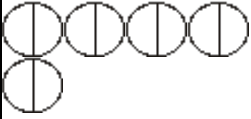




Q1. The pictogram shows the numbers of hours of sunshine on Monday, Tuesday and Wednesday one week.

Monday	
Tuesday	
Wednesday	
Thursday	
Friday	

Key:  represents 2 hours

(a) Write down the number of hours of sunshine on

(i) Monday,

..... hours

(ii) Wednesday.

..... hours

(2)

On Thursday there were 4 hours of sunshine.

(b) Show this on the pictogram.

(1)


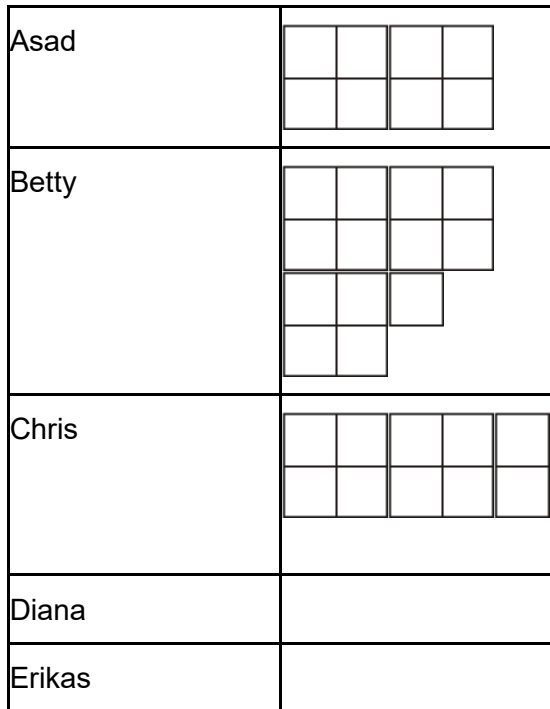
On Friday there were 7 hours of sunshine.

(c) Show this on the pictogram.

(1)

(Total 4 marks)

Q2. Here is a pictogram.
It shows the number of books read by Asad, by Betty, and by Chris.



(a) Write down the number of books read by

(i) Asad,

.....

(ii) Chris.

.....

(2)


Diana read 12 books.
Erikas read 9 books.

(b) Show this information on the pictogram.

(2)
(Total 4 marks)

Q3. Here is a pictogram.

It shows the number of goals scored by Azeem, by Brad and by Chris.



(a) Write down the number of goals scored by Brad.

.....

(1)

(b) Write down the number of goals scored by Chris.

.....


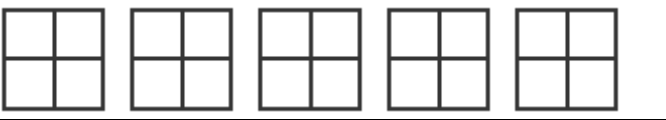
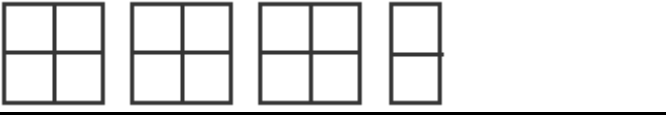
(1)

Dean scored 6 goals.

(c) Show this information on the pictogram.

(1)
(Total 3 marks)

Q4. The pictogram shows the numbers of parcels delivered to some houses on Monday, Tuesday and Wednesday.

Monday	
Tuesday	
Wednesday	
Thursday	
Friday	

<p>Key:</p>  <p>represents 8 parcels</p>
--

(a) Write down the number of parcels delivered on Tuesday.

.....

(1)

(b) Write down the number of parcels delivered on Wednesday.

.....

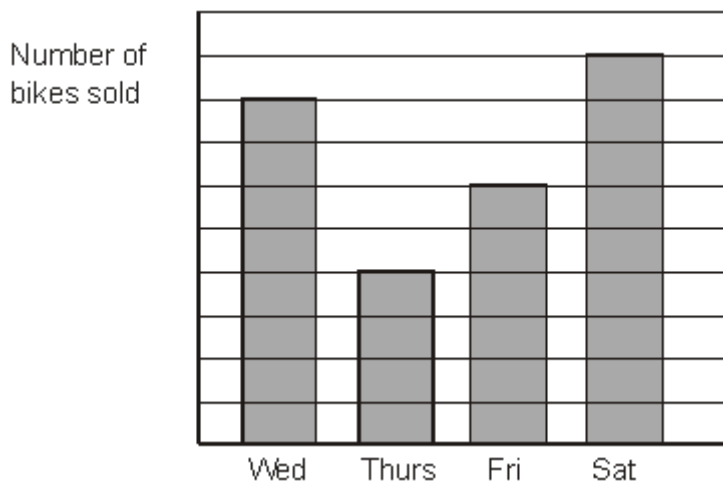
(1)

24 parcels were delivered on Thursday.
18 parcels were delivered on Friday.

(c) Use this information to complete the pictogram.

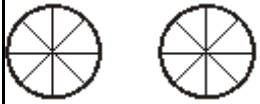
(2)
(Total 4 marks)

Q5. The bar chart shows the numbers of bikes a shop sold on Wednesday, Thursday, Friday and Saturday.




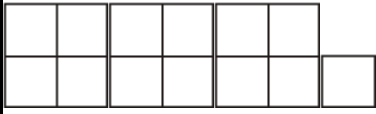
Michael started to draw a pictogram to show the **same** information. He has shown the number of bikes sold on Wednesday.


Complete the pictogram.

Wednesday	
Thursday	
Friday	
Saturday	

(Total 3 marks)

- Q6.** Sharif buys some fruit. The pictogram shows information about the number of apples and the number of oranges he buys.

Apples	
Oranges	
Peaches	

Key:  represents 8 fruit

(a) Write down the number of apples he buys.

.....

(1)

(b) Write down the number of oranges he buys.

.....



(1)

Sharif buys 12 peaches.

(c) Use this information to complete the pictogram.

(1)
(Total 3 marks)

Q7. The pictogram shows the number of plates sold by a shop on Monday, Tuesday, Wednesday and Thursday of one week.

Monday	
Tuesday	

Wednesday	
Thursday	
Friday	
Saturday	

Key: represents 10 plates

(a) Work out the number of plates sold on Monday.

.....

(1)

(b) Work out the number of plates sold on Tuesday.

.....

(1)

The shop sold 40 plates on Friday.
The shop sold 25 plates on Saturday.

(c) Use this information to complete the pictogram.

(2)
(Total 4 marks)

Q8. The pictogram shows the numbers of hours of sunshine in London on Monday, Tuesday and Wednesday of one week.

Monday	
Tuesday	
Wednesday	
Thursday	

Key: represents 2 hours

Friday	
--------	--

(a) Work out the number of hours of sunshine on Monday.

.....

(1)

(b) Work out the number of hours of sunshine on Tuesday.

.....

(1)

There were 6 hours of sunshine on Thursday.
There were 5 hours of sunshine on Friday.

(c) Use this information to complete the pictogram.

(2)
(Total 4 marks)

Q9. The pictogram shows the number of packets of toffees sold by a shop some days in one week.

Monday		<p>Key</p> <p>represent 20 packets</p>
Tuesday		
Wednesday		
Thursday		

Friday		
Saturday		

(a) Write down the number of packets of toffees that were sold on

(i) Tuesday,

..... packets

(ii) Thursday.

..... packets

(2)

40 packets were sold on Friday.





30 packets were sold on Saturday.

(b) Use this information to complete the pictogram.


(2)

(Total 4 marks)


M1.

	Answer	Mark	Additional Guidance
(a)(i)	8	2	B1 for 8 or eight
(ii)	5		B1 for 5 or five
(b)		1	B1 cao
(c)		1	B1  accept 
Total for Question: 4 marks			


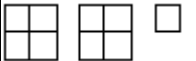
M2.

	Answer	Mark	Additional Guidance
(a)(i)	8	1	B1 cao
(ii)	10	1	B1 cao
(b)		2	B1 cao B1 cao
Total for Question: 4 marks			

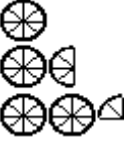

M3.

	Answer	Mark	Additional Guidance
(a)	8	1	B1 cao
(b)	5	1	B1 cao
(c)		1	B1 cao
Total for Question: 3 marks			

M4.

	Working	Answer	Mark	Additional Guidance
(a)		40	1	B1 cao
(b)		28	1	B1 cao
(c)(i)	$24 \div 8 = 3$		1	B1 cao
(ii)	$18 \div 8 = 2\frac{1}{4}$		1	B1 cao
Total for Question: 4 marks				


M5.

Working	Answer	Mark	Additional Guidance
	 <p>Key</p>  <p>represents 8 bikes</p>	3	B2 for all 3 days correct (B1 for at least one day correct, i.e. one circle for Thursday

--	--	--	--	--

Total for Question: 3 marks

M6.

	Answer	Mark	Additional Guidance
(a)	16	1	B1 for 16 cao
(b)	26	1	B1 for 26 cao
(c)		1	B1 for one box with 4 divisions and 2 small boxes.
Total for Question: 3 marks			

M7.

	Answer	Mark	Additional Guidance
(a)	20	1	B1 cao
(b)	15	1	B1 cao
(c)	4 circles on Fri $\frac{1}{2}$ circles on Sat	2	B1 cao B1 cao
Total for Question: 4 marks			

M8.

	Answer	Mark	Additional Guidance
(a)	8	1	B1 cao
(b)	3	1	B1 cao
(c)	3 circles 2.5 circles	2	B1 cao B1 cao
Total for Question: 4 marks			

M9.

	Working	Answer	Mark	Additional Guidance
(a)		60	2	B1 60 cao
		50		B1 50 cao
(b)		2 full packets	2	B1 2 full packets cao
		1.5 full packets		B1 1.5 full packets
Total for Question: 4 marks				

E1. Part (a) was done well by the vast majority of the candidates.

Part (b) was done well by the vast majority of the candidates. A common but infrequent error here was to complete the pictogram so that each symbol represented only 1 hour.

E2. Candidates generally score highly on pictogram questions and this year was no exception with over 90% of the candidates scoring all 4 available marks. The most common error was to draw 2 small squares rather than 1 for the 9th book in (b).

##

This question was well answered and for many all three marks were gained.

E4. The most common error in this question was made by candidates misinterpreting the key and assuming that the 4-square shape represented 4 parcels instead of 8. Many gave an answer of (a) 20, (b) 14 and (c) (i) 6 shapes and (ii) 4½ shapes. Another common error in (c)(ii) was to draw diagrams representing 20, instead of 18.

E6. Most candidates were able to demonstrate a good understanding of pictograms. Part (a) was answered extremely well with candidates using the key correctly to find the number of apples. Slightly fewer candidates gave the correct number of oranges in part (b), most likely because of the need to interpret the small square. Part (c) was also answered very well with the majority of candidates completing the pictogram correctly. The most common incorrect answers seen were one large square with one small square,

rather than two, two large squares and three large squares.

- E7.** Nearly all candidates scored all 4 marks on this question. Those that did make errors tended to ignore the given scale with 2 being the most common incorrect answer in (a) and 10, $10\frac{1}{2}$ and $11\frac{1}{2}$ being the most common incorrect answers in (b).
- E8.** All parts of this question was answered well with the vast majority of candidates scoring full marks.