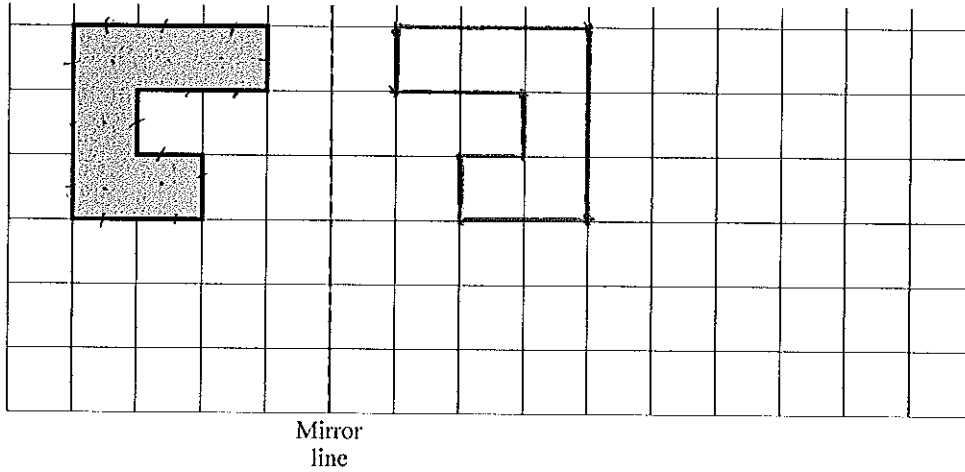


1. A shaded shape is shown on the grid of centimetre squares.



(a) Work out the perimeter of the shaded shape.

.....14.....cm (1)

(b) Work out the area of the shaded shape.

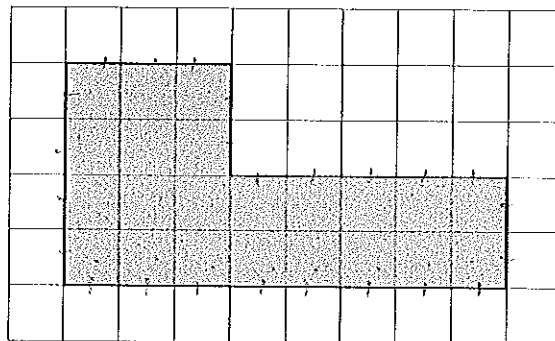
.....6.....cm² (1)

(c) Reflect the shaded shape in the mirror line.

(2)

(4 marks)

2.



The shaded shape is drawn on a grid of centimetre squares.

(a) Find the perimeter of the shaded shape.

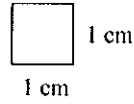
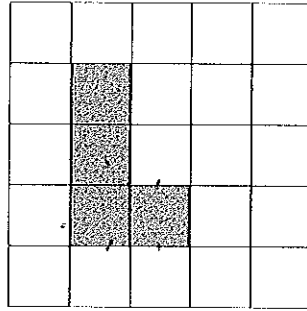
.....24.....cm (1)

(b) Find the area of the shaded shape.

.....22.....cm² (1)

(2 marks)

3.

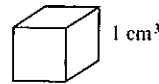
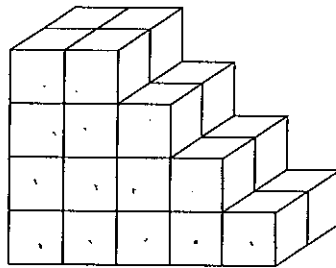


- (a) (i) Find the area of the shaded shape.
 (ii) Find the perimeter of the shaded shape.

.....4..... cm²
10..... cm

(2)

Here is a solid prism made from centimetre cubes.



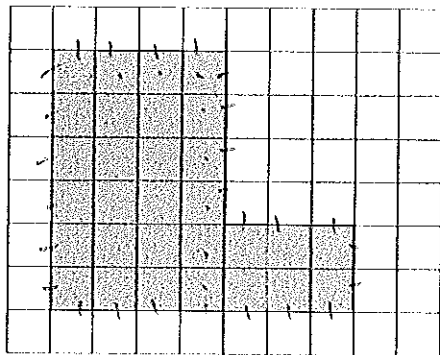
- (b) Find the volume of the solid prism.

.....28..... cm³

(2)

(4 marks)

4.



A shaded shape is shown on the grid of centimetre squares.

- (a) Find the perimeter of the shaded shape.

.....26.....cm

(1)

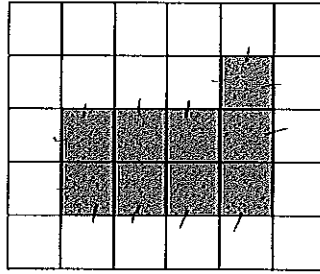
- (b) Find the area of the shaded shape.

.....30.....cm²

(1)

(2 marks)

5. A shaded shape has been drawn on a grid of centimetre squares.

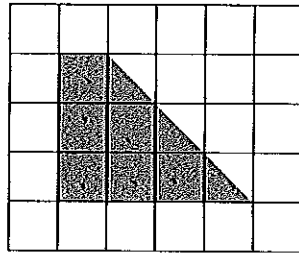


(a) Find the perimeter of the shaded shape.

.....14.....cm

(1)

Another shaded shape has been drawn on a grid of centimetre squares.



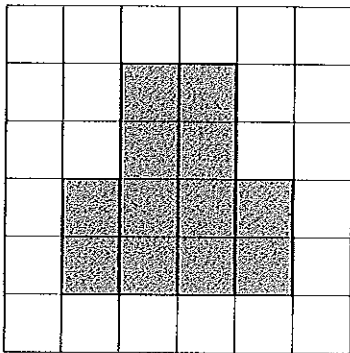
(b) Find the area of the shaded shape.

.....7.5..... cm²

(2)

(3 marks)

6. This shaded shape is drawn on a centimetre grid.



(a) Work out the perimeter of the shaded shape.

.....16..... cm

(1)

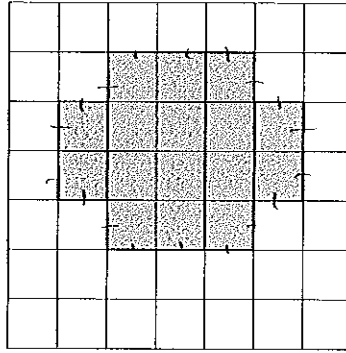
(b) Work out the area of the shaded shape.

.....12..... cm²

(1)

(2 marks)

7.



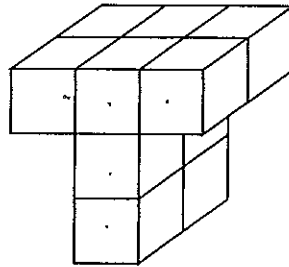
The diagram shows a shaded shape drawn on a centimetre grid.

- (a) Find the area of the shaded shape.
State the units of your answer.

.....16.....cm² (2)

- (b) Find the perimeter of the shaded shape.

.....18.....cm (1)

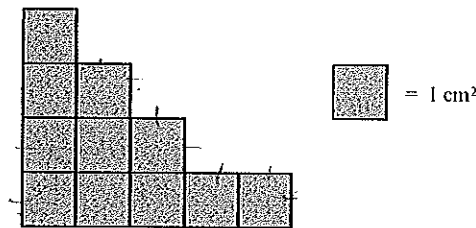


The diagram shows a prism made of centimetre cubes.

- (c) Find the volume of the prism.

.....10.....cm³ (2)
(5 marks)

8.



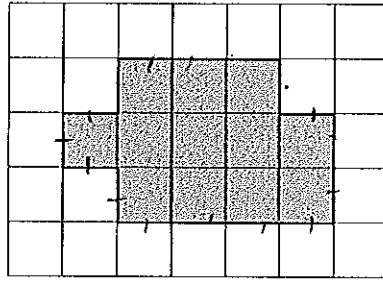
- (a) Find the area of the shape.

.....1.1.....cm² (1)

- (b) Find the perimeter of the shape.

.....1.8.....cm (2)
(3 marks)

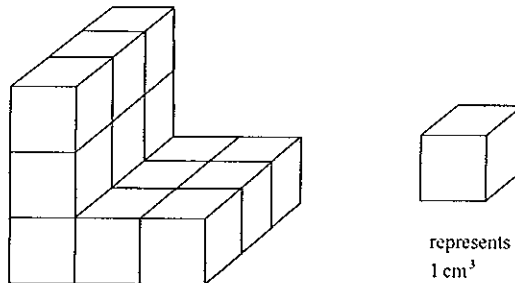
9.



The diagram shows a shaded shape drawn on a centimetre grid.

(a) Work out the perimeter of the shaded shape. 16 cm (1)

(b) Work out the area of the shaded shape.
State the units of your answer. 12 cm² (2)

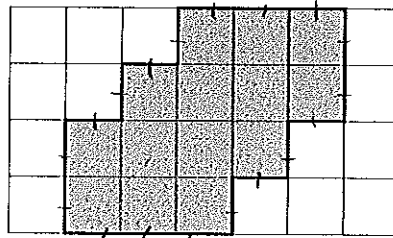


Here is a solid prism made of centimetre cubes.

(c) Find the volume of the solid prism. 15 cm³ (2)

(5 marks)

10. This shaded shape is drawn on a grid of centimetre squares.

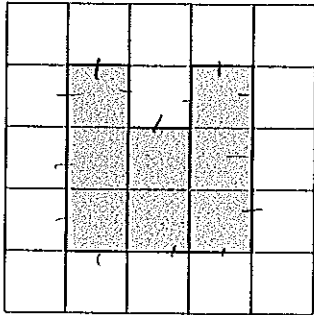


(a) Find the perimeter of the shaded shape. 18 cm (1)

(b) Find the area of the shaded shape. 14 cm² (1)

(2 marks)

11. Here is a shaded shape on a centimetre grid.



(a) Find the area of the shaded shape.

.....8..... cm²

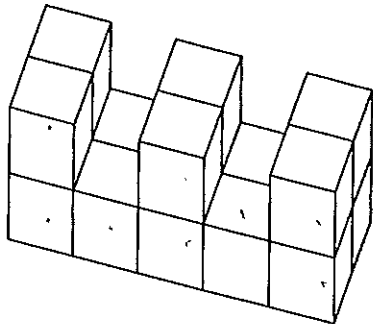
(1)

(b) Find the perimeter of the shaded shape.

.....14..... cm

(2)

Here is a solid prism made of centimetre cubes.



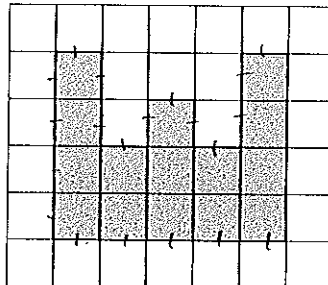
(c) Find the volume of the solid prism.

.....16..... cm³

(2)

(5 marks)

12. A shaded shape has been drawn on the centimetre grid.



(a) Find the perimeter of the shaded shape.

.....24..... cm

(1)

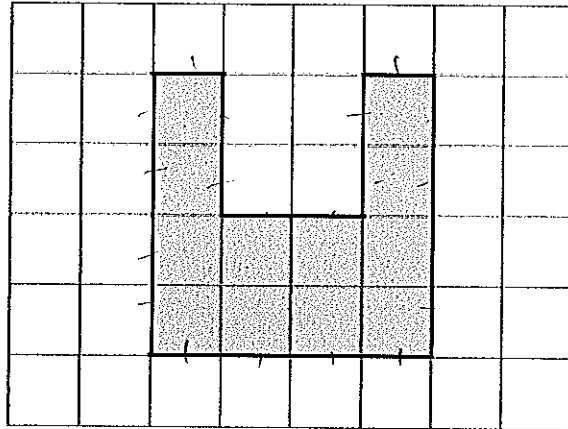
(b) Find the area of the shaded shape.

.....15..... cm²

(1)

(2 marks)

13. This shaded shape is drawn on a grid of centimetre squares.



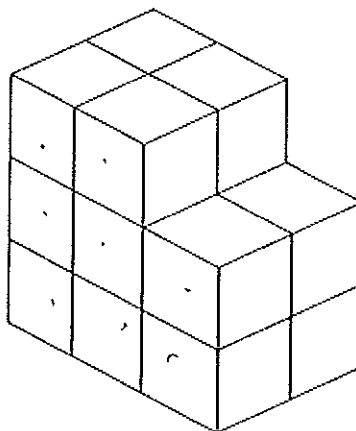
(a) (i) Find the perimeter of the shaded shape.

.....20..... cm

(ii) Find the area of the shaded shape.

.....12..... cm²
(2)

This solid prism is made from centimetre cubes.



(b) Find the volume of the prism.

.....16..... cm³
(1)

(Total 3 marks)