



Oxford Cambridge and RSA

H

Tuesday 2 November 2021 – Morning

GCSE (9–1) Mathematics

J560/04 Paper 4 (Higher Tier)

Time allowed: 1 hour 30 minutes



You can use:

- a scientific or graphical calculator
- geometrical instruments
- tracing paper



Please write clearly in black ink. **Do not write in the barcodes.**

Centre number

--	--	--	--	--

Candidate number

--	--	--	--

First name(s)

Last name

INSTRUCTIONS

- Use black ink. You can use an HB pencil, but only for graphs and diagrams.
- Write your answer to each question in the space provided. You can use extra paper if you need to, but you must clearly show your candidate number, the centre number and the question numbers.
- Answer **all** the questions.
- Where appropriate, your answer should be supported with working. Marks might be given for using a correct method, even if your answer is wrong.
- Use the π button on your calculator or take π to be 3.142 unless the question says something different.

INFORMATION

- The total mark for this paper is **100**.
- The marks for each question are shown in brackets [].
- This document has **20** pages.

ADVICE

- Read each question carefully before you start to write your answer.

2

Answer **all** the questions.

1 Calculate.

(a) $(6^2 + 5)^3$

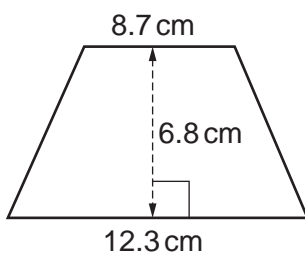
(a) [1]

(b) $\sqrt{\frac{8.4^2 - 1.9^2}{2.5 + 5.7}}$

Write your answer correct to **3** significant figures.

(b) [3]

2 Calculate the area of this trapezium.

**Not to scale**..... cm^2 [2]

3

3 Simplify.

$$x^{12} \div x^4$$

..... [1]

4 Li throws two fair four-sided dice, each numbered 1, 2, 3 and 4.
Li multiplies together the two numbers that the dice land on to produce a score.

Find the probability that Li's score is a prime number.

..... [4]

4

- 5 (a) Fountain A squirts water every 24 minutes.
Fountain B squirts water every 42 minutes.
They squirt water together at 15:19.

Find the next time they squirt water together.

(a) [4]

- (b) A school sends 60 students from Year 8 and 105 students from Year 9 to a museum.

The school divides these students into groups using the following rules.

- The groups must all be the same size.
- All students in any group must be from the same year.
- There should be as few groups as possible.

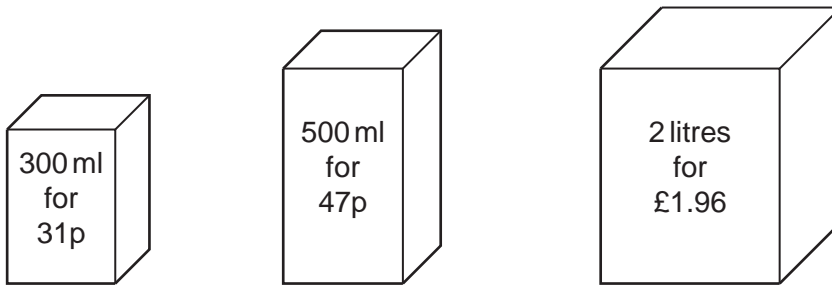
Find the size of each group and the total number of groups.

Size of each group =

Total number of groups = [4]

5

- 6 A shop sells the same milk in three different sized cartons.
The diagram shows the price of each carton.



- (a) Which carton is the best value for money?
Show how you decide.

.....

.....

..... [3]

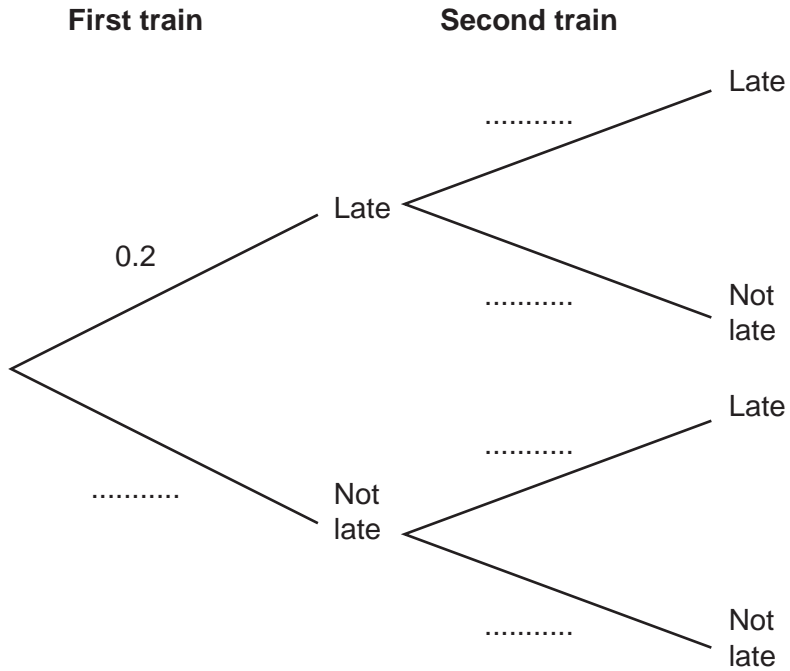
- (b) A student only buys milk on a Saturday morning.
They use 120 ml of milk each day.
Any unused milk has to be thrown away at the end of the following Friday.

Show that it is cheaper for the student to buy the milk they need in 300 ml cartons than in 500 ml cartons. [3]

7 (a) Over a long period of time, it is found that the probability of a train from Bewford to London being late is 0.2.

(i) One morning there are two trains from Bewford to London.

Use the information to complete the tree diagram.



[2]

(ii) Work out the probability that both trains are **not late**.

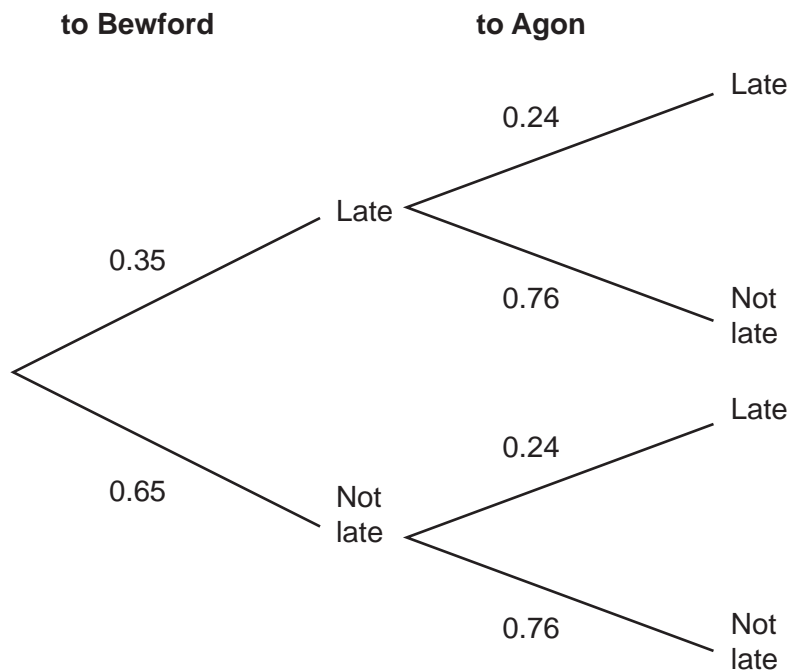
(a)(ii) [2]

(iii) Give a reason why the probabilities used in the tree diagram for the second train may **not** be reliable.

.....
 [1]

7

- (b) Morgan takes a train from London to Bewford and then another train to Agon. The tree diagram shows the probabilities of Morgan's trains being late or not late.



Morgan will **not catch** the train to Agon if the train to Bewford is late and the train to Agon is not late.

Work out the probability that Morgan will **catch** the train to Agon.

(b) [3]

8

- 8** Jamie invests £6000 at a simple interest rate of $r\%$ each year. After 6 years the value of their investment is £7170.

Find the value of r .

$r = \dots\dots\dots$ [4]

- 9** The price of a plane ticket is increased by 15% to £1426.

Find the original price of the plane ticket.

£ $\dots\dots\dots$ [3]

9

10 Alex, Blake and Charlie play a computer game.

Alex goes first and scores n points.

- Blake scores 8 points less than 3 times the number of points scored by Alex.
- Charlie scores 25 more points than Blake.
- The three people score a total of 618 points.

Work out how many points they each score.
You must show your working.

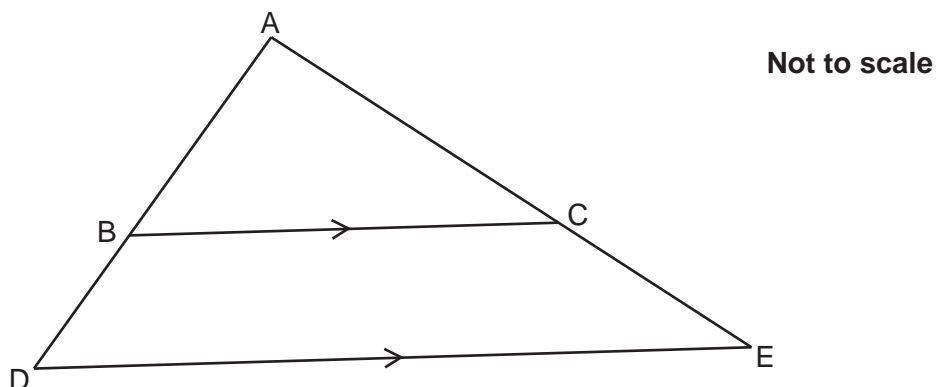
Alex =

Blake =

Charlie = [7]

10

11 The diagram shows triangles ABC and ADE.



B lies on AD and C lies on AE.
BC is parallel to DE.

Complete these statements to show that triangles ABC and ADE are similar.

Angle ABC = angle ADE because they are corresponding angles.

Angle ACB = angle because

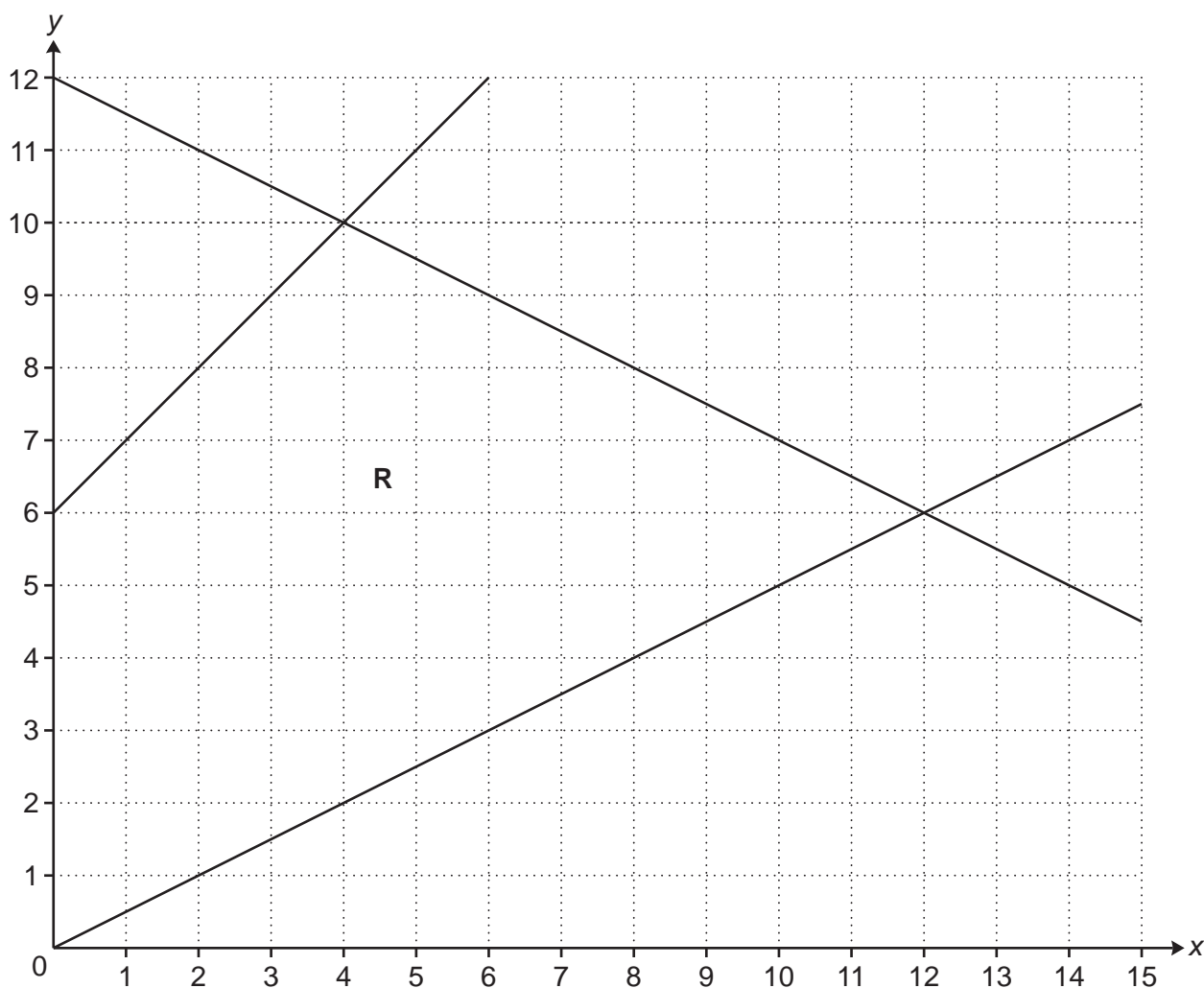
Angle BAC is

Triangles ABC and ADE are similar because

.....

[3]

12 (a) The region R is shown on this grid.



Region R is defined by four inequalities.
One of the inequalities is $x \geq 0$.

Use the symbols \leq and \geq to complete the other three inequalities.

$x \geq 0$

$y \dots\dots\dots \frac{1}{2}x$

$x + 2y \dots\dots\dots 24$

$y \dots\dots\dots x + 6$ [2]

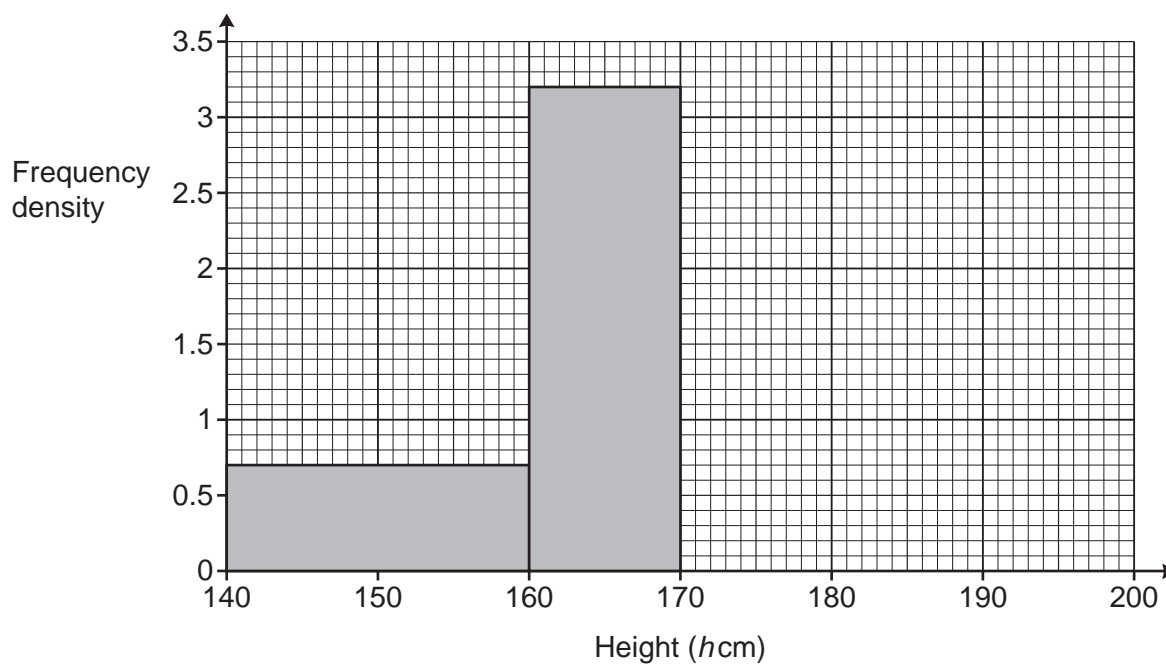
(b) The inequality $x \geq 0$ is replaced by a new inequality.
Region R is then a kite.

Write down the new inequality.

(b) [3]

12

- 13 The height, h cm, of each member of a tennis club is recorded. The histogram shows some of the results.



- 40% of the members have a height in the interval $160 \leq h < 170$.
 30% of the members have a height in the interval $170 \leq h < 180$.
 100% of the members have a height in the interval $140 \leq h < 200$.

Complete the histogram for the intervals $170 \leq h < 180$ and $180 \leq h < 200$.

[6]

13

14 Find the coordinates of the turning point of the graph of $y = x^2 + 6x + 17$.

(..... ,) [4]

15 Here are the first four terms of a quadratic sequence.

-1 3 13 29

The n th term is $an^2 + bn + c$.

Find the values of a , b and c .

$a =$

$b =$

$c =$ [4]

Turn over

16 The formula

$$P = 6800 \times 1.045^n$$

is used to predict the population, P , of an island n years after 2018.

(a) Write down the population of the island in 2018.

(a) [1]

(b) Write down the percentage growth rate used in the formula.

(b) % [1]

(c) (i) Work out the population predicted by the formula for the year 2030.

(c)(i) [2]

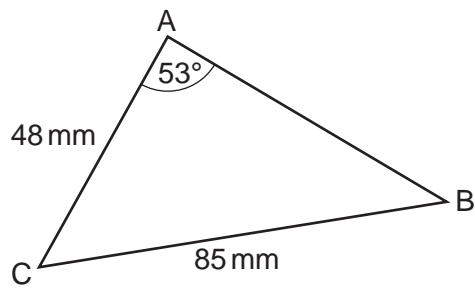
(ii) Give **one** reason why the answer to (c)(i) may **not** be reliable.

.....

..... [1]

15

17 The diagram shows triangle ABC.



Not to scale

$AC = 48 \text{ mm}$, $BC = 85 \text{ mm}$ and angle $BAC = 53^\circ$.

Calculate length AB.

You must show your working.

..... mm [6]

Turn over

18 (a) For each graph below, select its possible equation from this list.

$$y = x$$

$$y = x^2$$

$$y = \frac{1}{x}$$

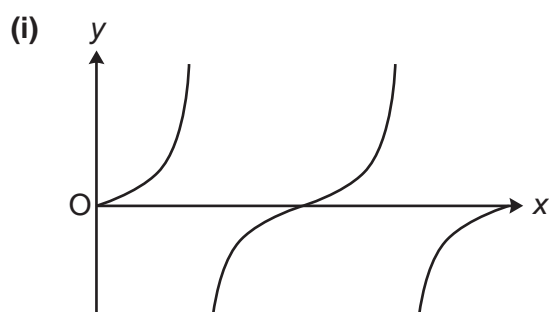
$$y = \sin x$$

$$y = \cos x$$

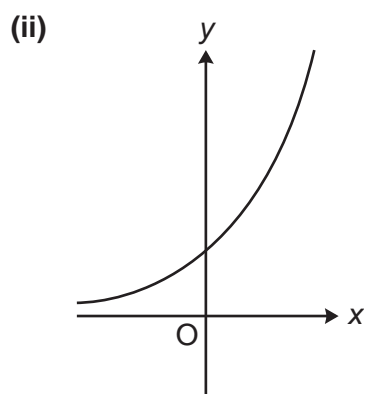
$$y = \tan x$$

$$y = 3^x$$

$$y = \left(\frac{1}{3}\right)^x$$

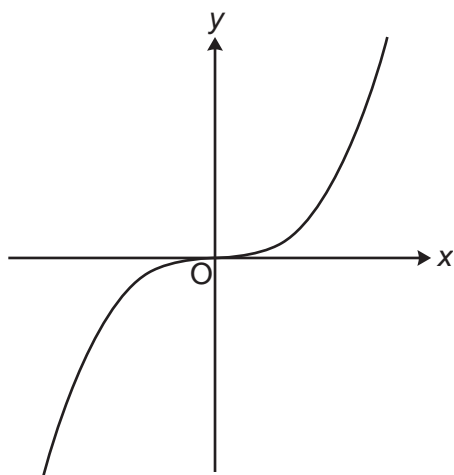


(a)(i) $y = \dots\dots\dots$ [1]



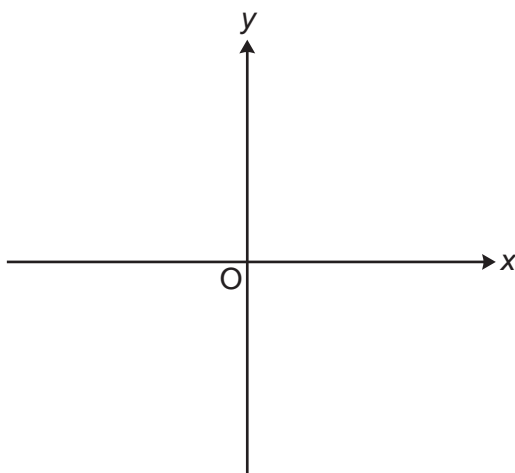
(ii) $y = \dots\dots\dots$ [1]

(b) Here is a sketch of $y = x^3$.



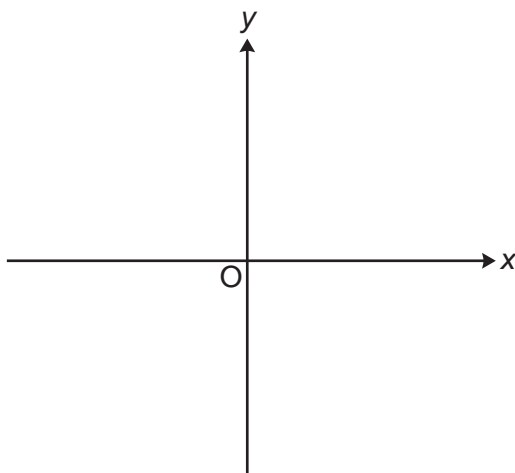
On the axes below, sketch the graphs of

(i) $y = -x^3$



[1]

(ii) $y = x^3 - 8$, showing the values of any intercepts with the axes.

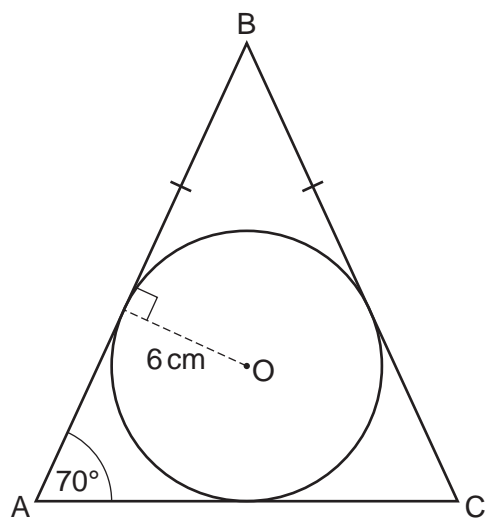


[3]

18

19 ABC is an isosceles triangle.

The sides of the triangle ABC are all tangents to a circle of radius 6 cm, centre O.



Not to scale

Angle BAC = 70° and $BA = BC$.

(a) Show that length BO is 17.54 cm, correct to 2 decimal places.

[4]

19

- (b) Find the area of triangle ABC.
You must show your working.

..... cm² [5]

20

20 Solve algebraically.

$$y = x + 3$$
$$(x - 3)^2 + y^2 = 50$$

You must show your working.

$$x = \dots\dots\dots y = \dots\dots\dots$$

$$x = \dots\dots\dots y = \dots\dots\dots [5]$$

END OF QUESTION PAPER

OCR
Oxford Cambridge and RSA

Copyright Information

OCR is committed to seeking permission to reproduce all third-party content that it uses in its assessment materials. OCR has attempted to identify and contact all copyright holders whose work is used in this paper. To avoid the issue of disclosure of answer-related information to candidates, all copyright acknowledgements are reproduced in the OCR Copyright Acknowledgements Booklet. This is produced for each series of examinations and is freely available to download from our public website (www.ocr.org.uk) after the live examination series.

If OCR has unwittingly failed to correctly acknowledge or clear any third-party content in this assessment material, OCR will be happy to correct its mistake at the earliest possible opportunity.

For queries or further information please contact The OCR Copyright Team, The Triangle Building, Shaftesbury Road, Cambridge CB2 8EA.

OCR is part of the Cambridge Assessment Group; Cambridge Assessment is the brand name of University of Cambridge Local Examinations Syndicate (UCLES), which is itself a department of the University of Cambridge.