

GENERAL CERTIFICATE OF SECONDARY EDUCATION

MATHEMATICS A

Unit B (Higher)

A502/02

SPECIMEN

Duration: 1 hour

Candidates answer on the Question Paper

OCR Supplied Materials:

None

Other Materials Required:

- Geometrical instruments
- Tracing paper (optional)

Candidate
ForenameCandidate
Surname

Centre Number

Candidate Number

INSTRUCTIONS TO CANDIDATES

- Write your name clearly in capital letters, your Centre Number and Candidate Number in the boxes above.
- Use black ink. Pencil may be used for graphs and diagrams only.
- Read each question carefully and make sure that you know what you have to do before starting your answer.
- Your answers should be supported with appropriate working. Marks may be given for a correct method even if the answer is incorrect.
- Answer **all** the questions.
- Do **not** write in the bar codes.
- Write your answer to each question in the space provided.

INFORMATION FOR CANDIDATES

- The number of marks is given in brackets [] at the end of each question or part question.
- Your Quality of Written Communication is assessed in questions marked with an asterisk (*).
- The total number of marks for this paper is **60**.
- This document consists of **16** pages. Any blank pages are indicated.



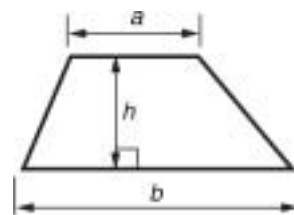
WARNING

You are **NOT** permitted to use
a calculator for this paper.

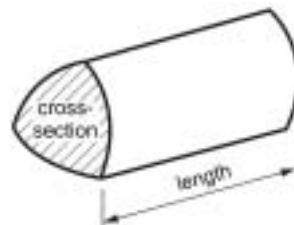


Formulae Sheet: Higher Tier

Area of trapezium $= \frac{1}{2}(a + b) h$



Volume of prism $= (\text{area of cross-section}) \times \text{length}$

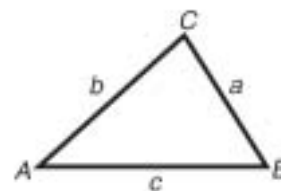


In any triangle ABC

Sine rule $\frac{a}{\sin A} = \frac{b}{\sin B} = \frac{c}{\sin C}$

Cosine rule $a^2 = b^2 + c^2 - 2bc \cos A$

Area of triangle $= \frac{1}{2} ab \sin C$



Volume of sphere $= \frac{4}{3} \pi r^3$

Surface area of sphere $= 4\pi r^2$



Volume of cone $= \frac{1}{3} \pi r^2 h$

Curved surface area of cone $= \pi r l$



The Quadratic Equation

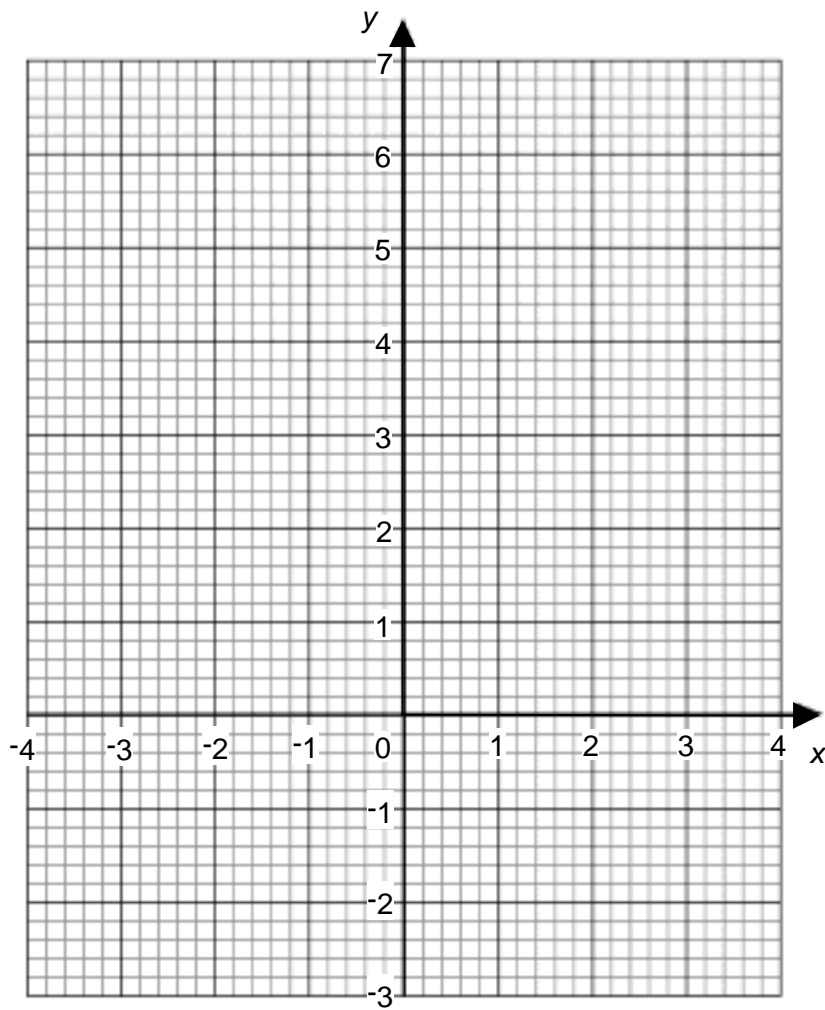
The solutions of $ax^2 + bx + c = 0$,
where $a \neq 0$, are given by

$$x = \frac{-b \pm \sqrt{b^2 - 4ac}}{2a}$$

PLEASE DO NOT WRITE ON THIS PAGE

3

1 On the grid draw the line $y = 3x - 2$.



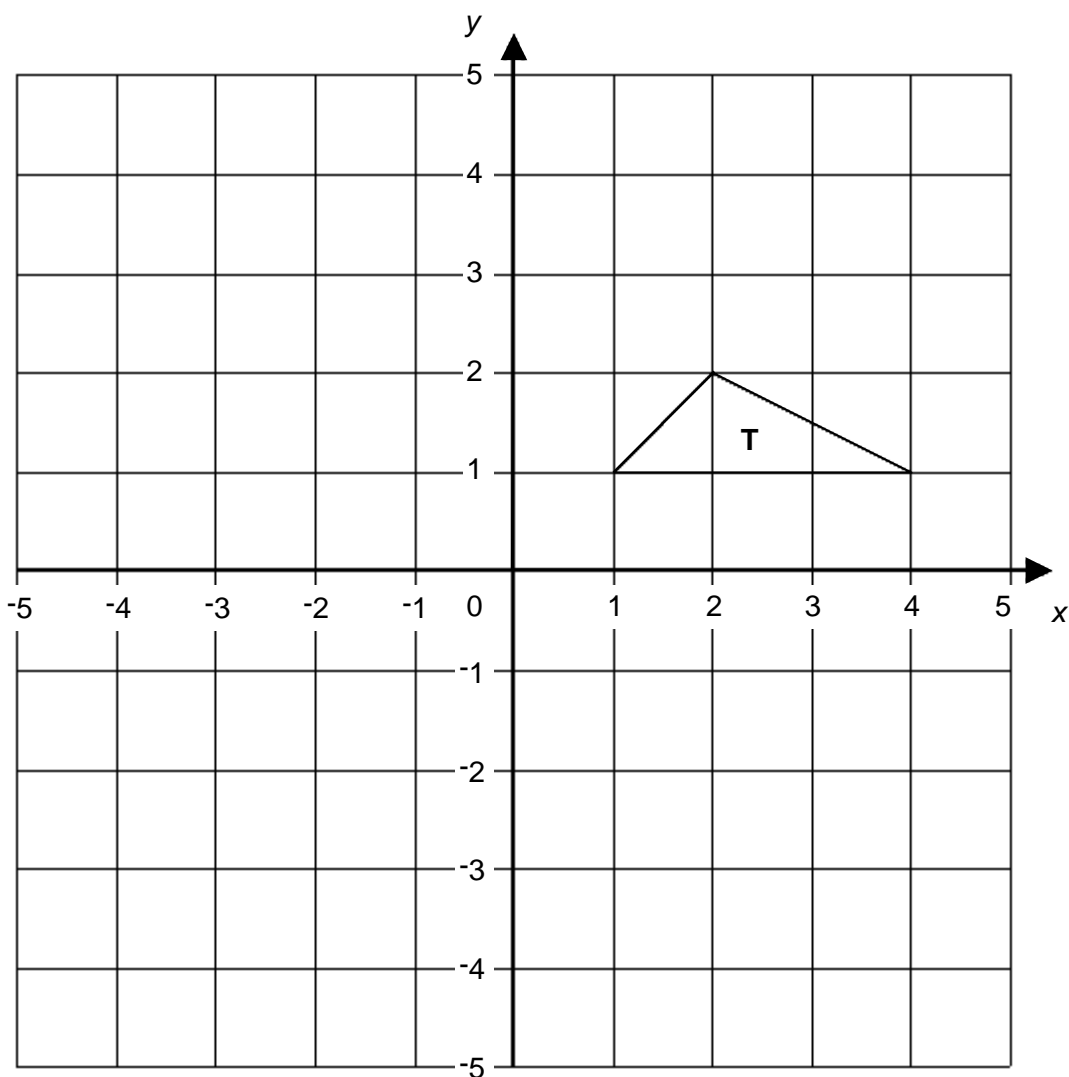
[3]

4

2 Reuben has carved a potato print in the shape of a triangle.



He prints the triangle on a grid as shown. He labels the triangle **T**.



(a) Reflect triangle **T** in the line $y = 2$. Label the image **A**. [2]

(b) Rotate triangle **T** 90° clockwise, centre (0, 0). Label the image **B**. [2]

(c) Translate triangle **T** using the vector $\begin{pmatrix} -5 \\ 2 \end{pmatrix}$. Label the image **C**. [2]

5

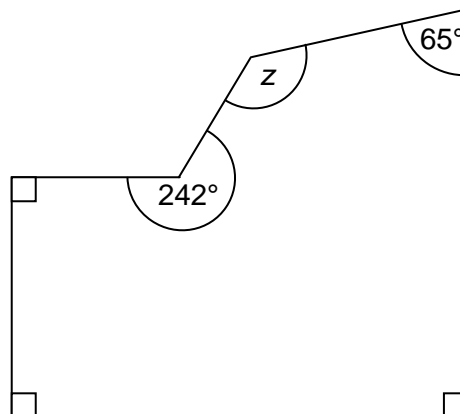
(d) Enlarge triangle **T** with centre of enlargement $(0, 0)$ and scale factor -1 . Label the image **D**. [2]

(e) Which, if any, of the triangles **A**, **B**, **C** and **D** can Reuben not draw with his potato print?
Give a reason for your choice(s).

Triangle(s) _____ because _____

_____ [2]

- 3 Josh is tiling a wall.
He needs to cut a tile to the shape shown in the diagram.



Not to scale

Work out angle z .

_____ [4]

6

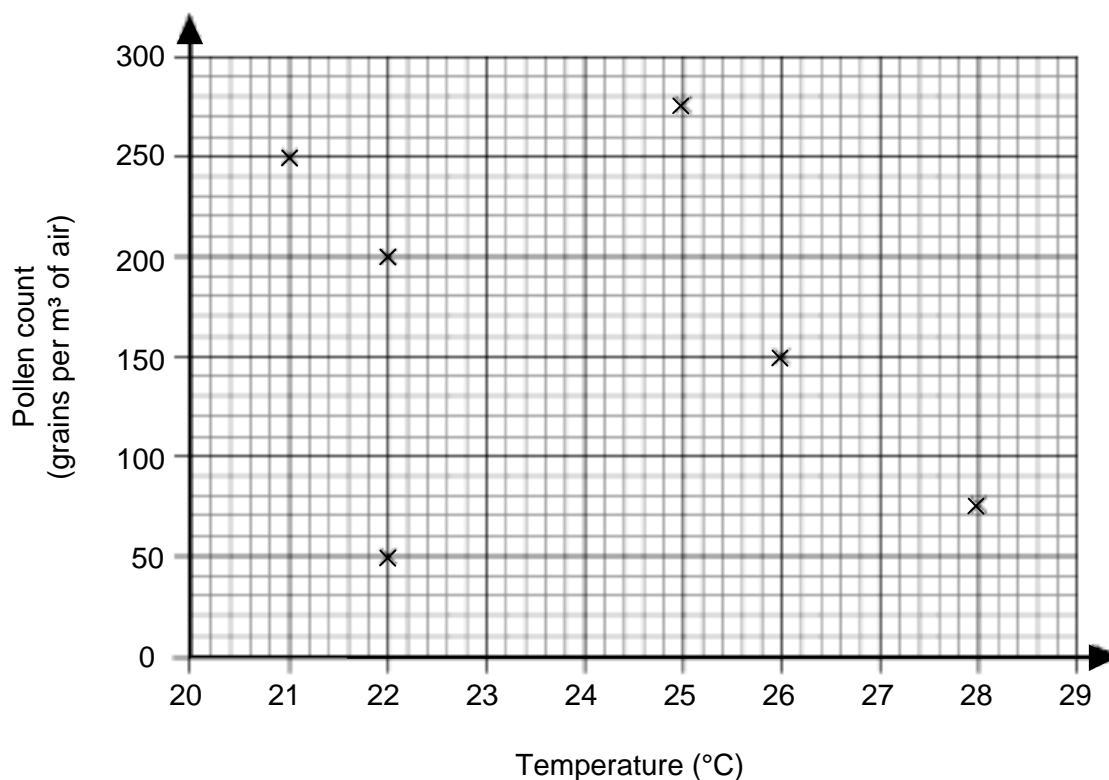
4* The higher the level of pollen in the air the more hay fever sufferers will be affected.

The table shows the temperature, humidity and pollen count in the air on six days in May.

Temperature (°C)	Humidity (%)	Pollen count (grains per m ³ of air)
28	60	75
26	54	151
22	45	199
22	68	50
21	37	248
25	32	275


Carmela thinks that pollen count is affected by temperature and by humidity.

Carmela draws this scatter graph to show pollen count against temperature.



7

On the grid below, draw another scatter graph for Carmela.
Use the two graphs to decide if Carmela is right.



[6]

8

- 5 Four teams competed in a competition to design a strong bridge that was as light as possible. The efficiency of each bridge was worked out using this formula.

Efficiency = maximum load the bridge could support \div weight of the bridge

The table shows the results.

Team	Maximum load (kg)	Weight (kg)	Efficiency
1	14.5	0.70	
2	11.6	0.48	
3	16.4	1.12	
4	16.7	0.89	

Use estimation to identify the most efficient team and the least efficient team.

Most efficient _____


Least efficient _____ **[5]**

6 (a) Solve.

$$4x - 7 < 15$$

(a) _____ [2]

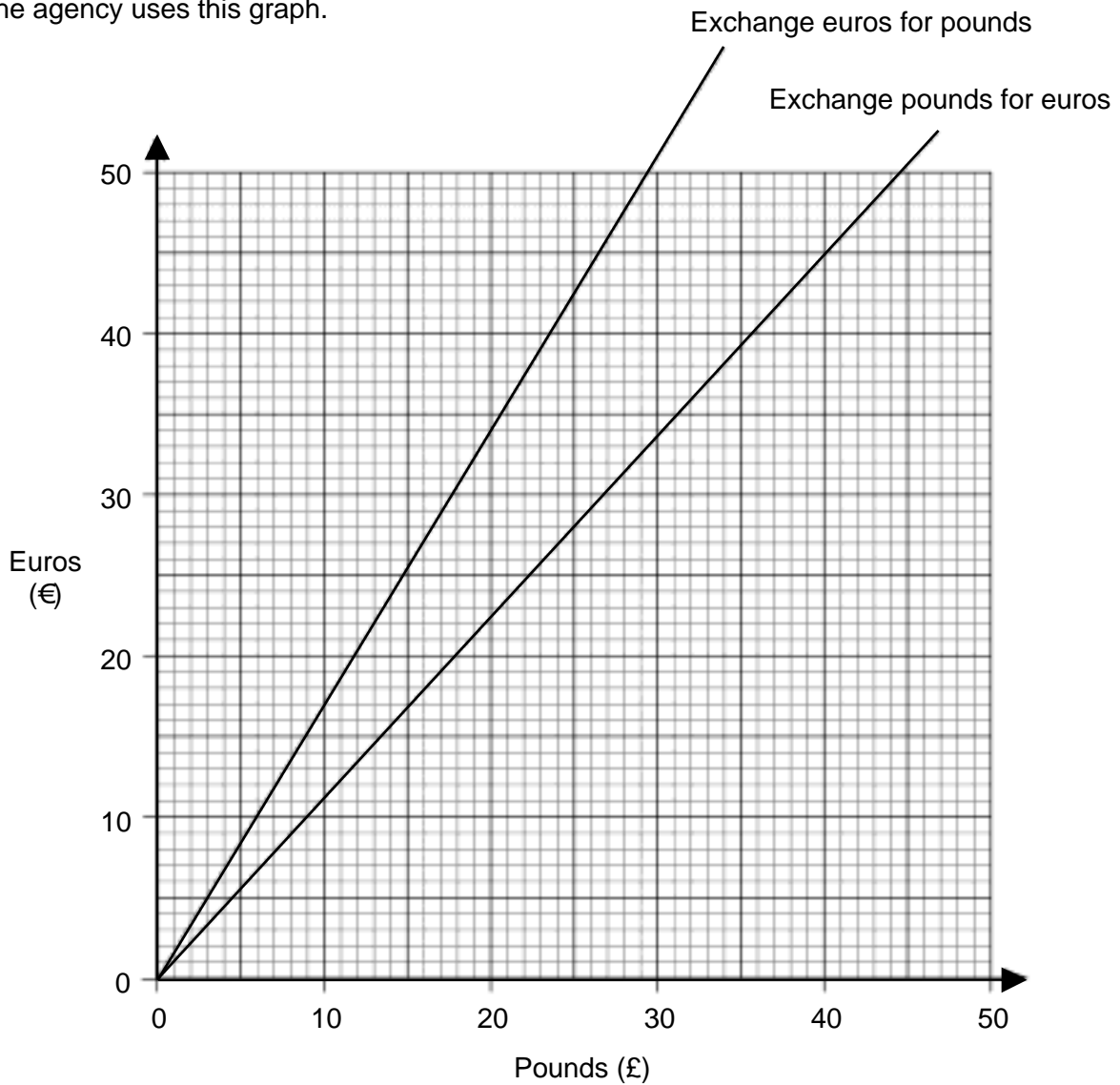
(b) Represent your solution on the number line.



[1]

10

- 7 A travel agency exchanges currency.
The agency uses this graph.



Georgia changes £25 into euros at the travel agency.
She then gets a text to say her trip has been cancelled.
She returns to the agency to change all these euros back into pounds.

How much has Georgia gained or lost by changing £25 into euros and back again?

£ _____ [4]

11

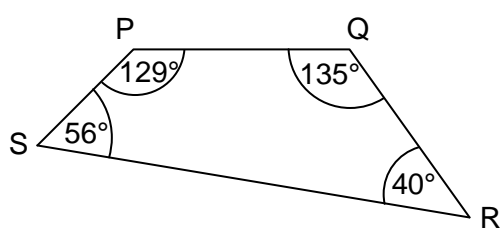
8 Solve algebraically these simultaneous equations.

$$3x + 2y = 1$$

$$2x - 3y = 18$$

$x =$ _____, $y =$ _____ [4]

9 (a) The quadrilateral PQRS has angles as shown.

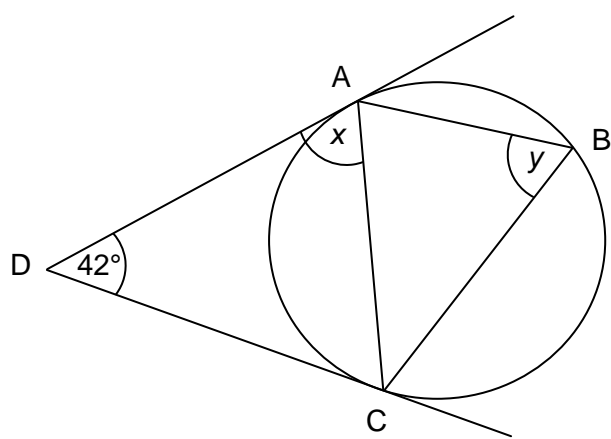


Not to scale

Give a reason why it is not possible to draw a circle so that all 4 corners P, Q, R and S lie on the circumference of the circle.

_____ [1]

(b) The vertices of the triangle ABC lie on the circumference of a circle. DA and DC are tangents to the circle.



Not to scale

Work out angles x and y . Give reasons for your answers.

$x =$ _____ $^\circ$ because _____

$y =$ _____ $^\circ$ because _____

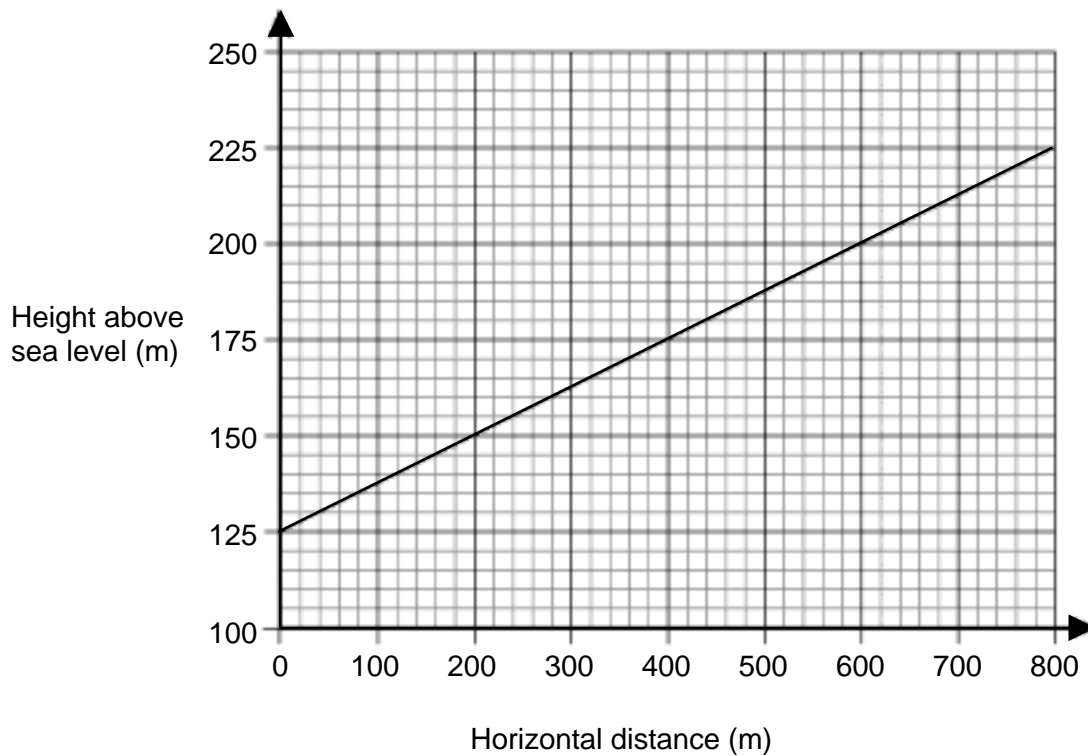
_____ [4]

13

10 The gradient of roads is shown by signs like this.




The graph represents the height above sea level of a road.



A sign is going to be displayed to show how steep the road is.

Complete this road sign.



[3]

11 (a) Evaluate.

(i) $16^{-0.5} \times 27^{\frac{1}{3}}$

(a)(i) _____ [3]

(ii) $(\sqrt{5})^4$

(ii) _____ [1]

(iii) $\sqrt{7} \times \sqrt{28}$

(iii) _____ [2]

(b) Find one quarter of 4^{12} .
Give your answer as a power.

(b) _____ [1]

(c) Write $0.\dot{5}\dot{3}$ as a fraction.

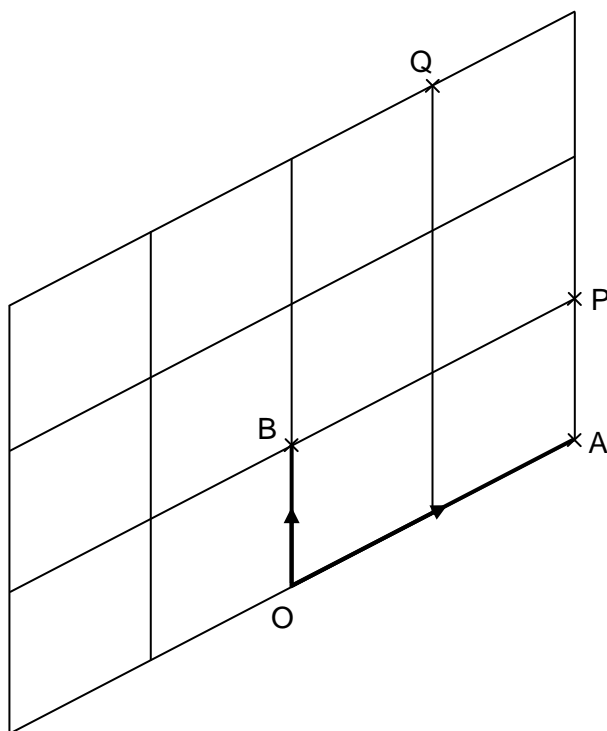
(c) _____ [2]

12 A rat runs through a maze.

The maze consists of 12 congruent parallelograms.

In the diagram the lines show the paths in the maze that the rat can run along.

$$\overrightarrow{OA} = \mathbf{a}. \quad \overrightarrow{OB} = \mathbf{b}.$$



The rat begins its run at the point O.

(a) Write down in terms of \mathbf{a} and \mathbf{b} a vector that represents the rat run from

(i) O to P,

(a)(i) _____ [1]

(ii) P to Q.

(ii) _____ [2]

(b) Another rat enters the maze at O and follows a path represented by the vector $2\mathbf{b} - \mathbf{a}$.

Mark the end of this path on the diagram using the letter R.

[1]

PLEASE DO NOT WRITE ON THIS PAGE



Copyright Information

Q 10 Photograph of road sign © www.freephoto.com

Permission to reproduce items where third-party owned material protected by copyright is included has been sought and cleared where possible. Every reasonable effort has been made by the publisher (OCR) to trace copyright holders, but if any items requiring clearance have unwittingly been included, the publisher will be pleased to make amends at the earliest opportunity.

OCR is part of the Cambridge Assessment Group. Cambridge Assessment is the brand name of University of Cambridge Local Examinations Syndicate (UCLES), which is itself a department of the University of Cambridge.

© OCR 2010

SPECIMEN



OXFORD CAMBRIDGE AND RSA EXAMINATIONS

General Certificate of Secondary Education

MATHEMATICS A

A502/02

Unit B (Higher)

Specimen Mark Scheme

The maximum mark for this paper is **60**.

This document consists of **5** printed pages and **3** blank pages.

1		Fully correct line drawn	3	M2 for line with gradient 3 M1 for line with intercept -2
2	(a)	Fully correct reflection	2	M1 for reflection in axes or $x = 2$
	(b)	Fully correct rotation	2	M1 for any $\frac{1}{4}$ turn or any rotation with centre (0, 0)
	(c)	Fully correct translation	2	M1 for any translation 5 left or 2 up
	(d)	Fully correct enlargement	2	M1 for any enlargement with -ve SF
	(e)	A The potato (print) cannot be turned over	1 1	
3		143	4	M3 for $720 - (242 + 65 + 90 + 90 + 90)$ M2 for 720 and 577 M1 for 720 or 577 Accept any valid alternative method
4	*	Fully correct pollen count v humidity scatter graph drawn. Carmela is incorrect as pollen count only affected by humidity. Comments may include pollen count v temperature = no correlation, pollen count v humidity = negative correlation. Correct and clear language throughout. Attempt at pollen count v humidity scatter graph. Considers both graphs and offers a comment on whether Carmela is correct. Comments will be in form of sentences or bullet points. Attempt at temperature v humidity scatter graph or inappropriate types of diagram drawn and a comment made. Little structure or poor spelling, punctuation or grammar. No relevant comment or graph drawn	5-6 3-4 1-2 0	For lower mark – there might be a slight slip in the plotting of the graph e.g. one point plotted incorrectly or minor errors in spelling, punctuation or grammar. For lower mark – incomplete graph e.g. missing labels, 2 or 3 points incorrectly plotted or errors in their conclusion(s) or completely accurate graph but with no comments or a few errors in spelling, punctuation or grammar. For lower mark – graph not drawn but comment made with poor spelling, punctuation and grammar.

5		Any estimation of load/weight using given numbers All four correct* *Correct means either sensible approx. and correct calculations shown, or one of the following answers for each team: Team 1: 20, 21 Team 2: 22, 24 Team 3: 14, 16 Team 4: 20, 17 Most efficient Team 2 Least efficient Team 3	M1 A3 A1	 A2 for two or three values correct* or A1 for one value correct* cao
6	(a)	$x < 5.5$	2	B1 for $4x < 22$ or $x = 5.5$
	(b)	Correct line indicated	1	ft <i>their</i> inequality in (a)
7		£8-50 loss	4	B3 for $25 - 16.50$ or £8-50 M2 for clear method on correct line at <i>their</i> 28 or £16-50 M1 for clear method on correct line at £25 or 28 If M0 then SC2 for £12 gain or SC1 for 37
8		Manipulate equations to get equal coefficients Add or subtract as appropriate Substitute to find other variable $x = 3, y = -4$	M1 M1 M1 A1	Rearrange one equation in terms of other variable Substitute into other equation Both If M0 then SC1 for non-algebraic method
9	(a)	Sum opposite angles $\neq 180^\circ$	1	Allow $129 + 40 \neq 180$ or $56 + 135 \neq 180$
	(b)	69° Tangents from point to circumference equal 69° Alternate segment	1 1 1 1	Allow ADC is an isosceles triangle ft <i>their</i> answer for angle x
10		1:8 or 12% or 13% or 12.5%	3	B2 for 1/8 M1 for any vert./horizontal calculation seen

11	(a)	(i) $\frac{3}{4}$	3	M2 for $\frac{1}{4}$ and 3 M1 for $\frac{1}{4}$ or 3
		(ii) 25	1	
		(iii) 14	2	M1 for $\sqrt{7} \times \sqrt{4} \times \sqrt{7}$ or $\sqrt{7} \times 4 \times 7$ or $\sqrt{196}$
	(b)	4^{11} or 2^{22}	1	
	(c)	$\frac{53}{99}$	2	M1 for $100x = 53.53\dots - x = 0.53\dots$
12	(a)	(i) $\mathbf{a} + \mathbf{b}$ oe	1	
		(ii) $2\mathbf{b} - \frac{1}{2}\mathbf{a}$ oe	2	B1 for vector with either $2\mathbf{b}$ or $\frac{1}{2}\mathbf{a}$
	(b)	R marked at correct point	1	

Assessment Objectives and Functional Elements Grid

GCSE MATHEMATICS A

A502/02: Unit B (Higher)

Qn	Topic	AO1	AO2	AO3	Functional
1	Straight lines	3			
2	Transformations	8	2		
3	Angles in polygons		4		
4	Scatter graph			6	6
5	Estimation		5		5
6	Inequality	3			
7	Exchange rate graph			4	4
8	Simultaneous equations	4			
9	Circle theorems	5			
10	Road sign gradient		3		3
11	Indices, surds, recurring	9			
12	Vectors		4		
	TOTAL	32	18	10	18

6

BLANK PAGE

SPECIMEN

7

BLANK PAGE

SPECIMEN

8

BLANK PAGE

SPECIMEN