

Write your name here			
Surname MODEL ANSWERS	Other names		
Pearson Edexcel	Centre Number	Candidate Number	
Level 1 / Level 2	<div style="border: 1px solid black; width: 20px; height: 20px; display: inline-block;"></div> <div style="border: 1px solid black; width: 20px; height: 20px; display: inline-block;"></div> <div style="border: 1px solid black; width: 20px; height: 20px; display: inline-block;"></div> <div style="border: 1px solid black; width: 20px; height: 20px; display: inline-block;"></div>	<div style="border: 1px solid black; width: 20px; height: 20px; display: inline-block;"></div> <div style="border: 1px solid black; width: 20px; height: 20px; display: inline-block;"></div> <div style="border: 1px solid black; width: 20px; height: 20px; display: inline-block;"></div> <div style="border: 1px solid black; width: 20px; height: 20px; display: inline-block;"></div>	
GCSE (9–1)			
<h1 style="margin: 0;">Mathematics</h1> <h2 style="margin: 0;">Paper 2 (Calculator)</h2>			
			Higher Tier
Thursday 8 June 2017 – Morning		Paper Reference	
Time: 1 hour 30 minutes		1MA1/2H	
You must have: Ruler graduated in centimetres and millimetres, protractor, pair of compasses, pen, HB pencil, eraser, calculator. Tracing paper may be used.			Total Marks

Instructions

- Use **black** ink or ball-point pen.
- **Fill in the boxes** at the top of this page with your name, centre number and candidate number.
- Answer **all** questions.
- Answer the questions in the spaces provided – *there may be more space than you need.*
- You must **show all your working**.
- Diagrams are **NOT** accurately drawn, unless otherwise indicated.
- **Calculators may be used.**
- If your calculator does not have a π button, take the value of π to be 3.142 unless the question instructs otherwise.



Information

- The total mark for this paper is 80.
- The marks for **each** question are shown in brackets – *use this as a guide as to how much time to spend on each question.*

Advice

- Read each question carefully before you start to answer it.
- Keep an eye on the time.
- Try to answer every question.
- Check your answers if you have time at the end.

Turn over ►

P48148RA

©2017 Pearson Education Ltd.

6/6/6/6/7/1/



P 4 8 1 4 8 R A 0 1 2 4


Pearson

Answer ALL questions.

Write your answers in the spaces provided.

You must write down all the stages in your working.

- 1 The table shows the probabilities that a biased dice will land on 2, on 3, on 4, on 5 and on 6

Number on dice	1	2	3	4	5	6
Probability	0.31	0.17	0.18	0.09	0.15	0.1

Neymar rolls the biased dice 200 times.

Work out an estimate for the total number of times the dice will land on 1 or on 3

$$\begin{aligned}
 P(1) &= 1 - (0.17 + 0.18 + 0.09 + 0.15 + 0.1) \\
 &= 1 - (0.69) = 0.31 \\
 &\quad \hookrightarrow 1 = \text{total prob.}
 \end{aligned}$$

$$\begin{aligned}
 P(1) + P(3) &: 0.31 + 0.18 \\
 &= 0.49
 \end{aligned}$$

$$\text{No. of rolls} : (0.49)(200)$$

98

(Total for Question 1 is 3 marks)

DO NOT WRITE IN THIS AREA

DO NOT WRITE IN THIS AREA

DO NOT WRITE IN THIS AREA



- 2 On Saturday, some adults and some children were in a theatre.
The ratio of the number of adults to the number of children was 5 : 2

Each person had a seat in the Circle or had a seat in the Stalls.

$\frac{3}{4}$ of the children had seats in the Stalls.

117 children had seats in the Circle.

There are exactly 2600 seats in the theatre.

On this Saturday, were there people on more than 60% of the seats?
You must show how you get your answer.

$\frac{3}{4}$ of children in Stalls and $\therefore \frac{1}{4}$ in circles.

$$\begin{array}{l} \frac{1}{4} = 117 \\ \times 4 \quad \quad \quad \times 4 \\ 1 = 468 \\ \text{468 children} \end{array}$$

Ratio: Adults : children

$$\begin{array}{l} 5 : 2 \\ \times 234 \quad \quad \quad \times 234 \\ 1170 : 468 \end{array}$$

$$\text{Total people: } 1170 + 468 = 1638$$

$$60\% \text{ of seats} = 2600 \times \frac{60}{100} = 1560$$

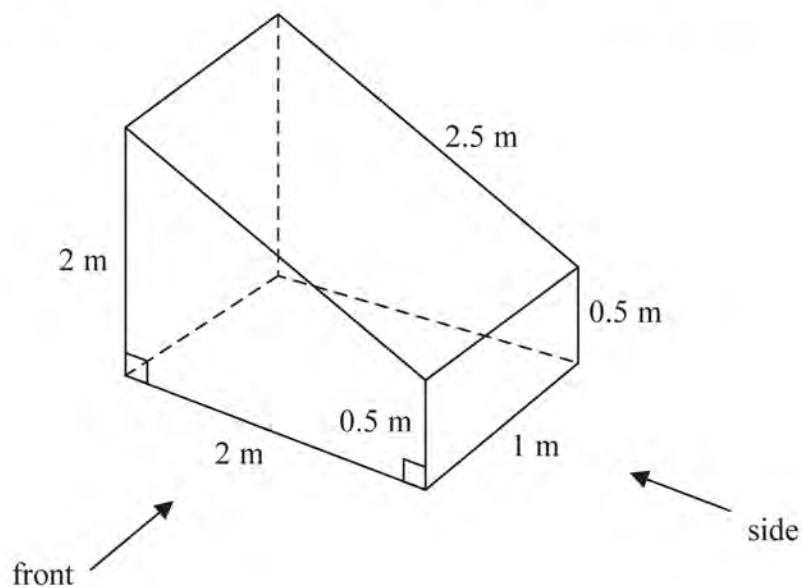
$$1638 > 1560$$

\therefore Yes, there were people sitting on more than 60% of all seats.

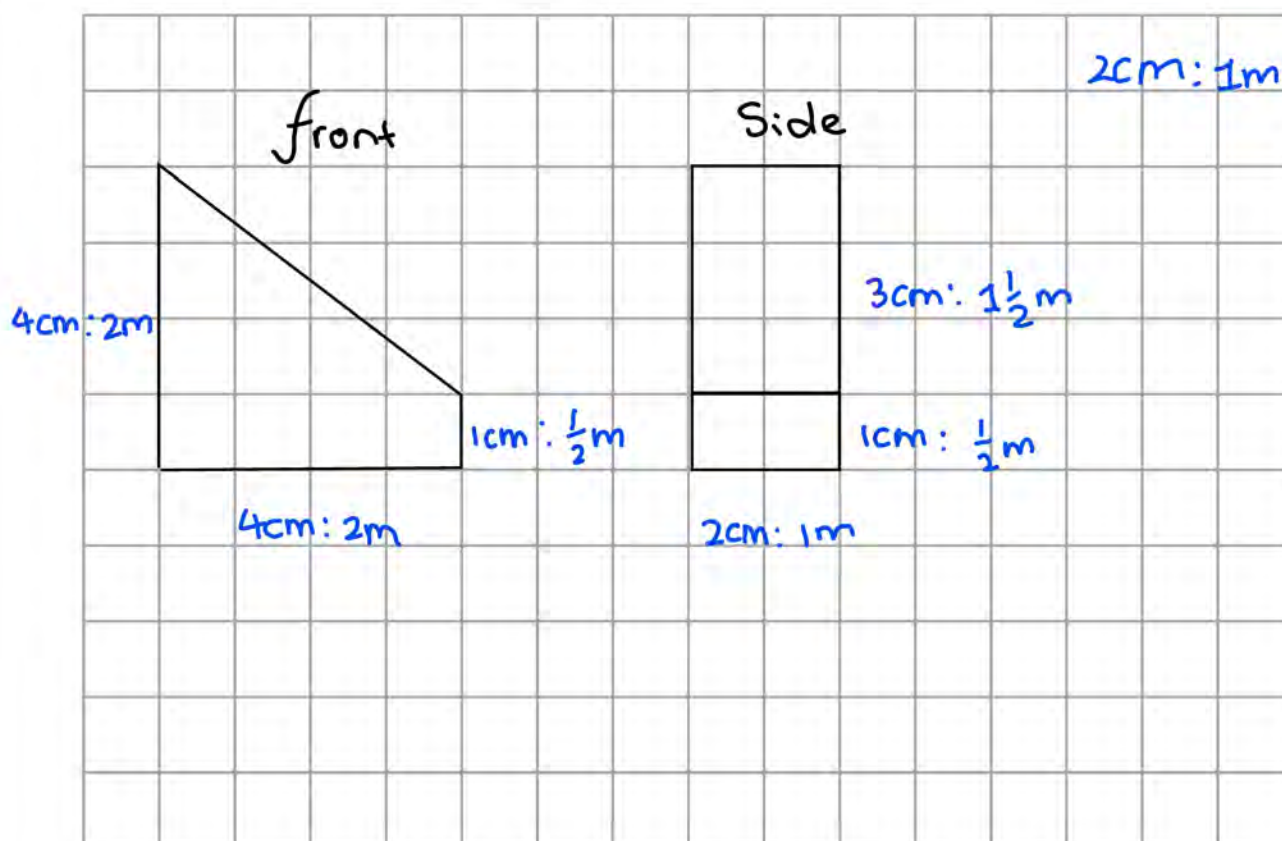
(Total for Question 2 is 5 marks)



- 3 The diagram shows a prism with a cross section in the shape of a trapezium.



On the centimetre grid below, draw the front elevation and the side elevation of the prism. Use a scale of 2 cm to 1 m.



(Total for Question 3 is 4 marks)



- 4 Olly drove 56 km from Liverpool to Manchester.
He then drove 61 km from Manchester to Sheffield.

Olly's average speed from Liverpool to Manchester was 70 km/h.
Olly took 75 minutes to drive from Manchester to Sheffield.

- (a) Work out Olly's average speed for his total drive from Liverpool to Sheffield.

Liverpool \longrightarrow Manchester \longrightarrow Sheffield.

$$d = 56 \text{ km}$$

$$s = 70 \text{ km/h}$$

$$s = \frac{d}{t}$$

$$t = \frac{d}{s}$$

$$= \frac{56}{70}$$

$$= 0.8 \text{ hrs}$$

$$t = 1.25 \text{ hrs} \leftarrow \text{convert minutes to hours: } \frac{75}{60}$$

$$d = 61 \text{ km}$$

$$\text{Avg Speed} = \frac{\text{Total distance}}{\text{Total time}}$$

$$= \frac{56 + 61}{0.8 + 1.25}$$

$$= \frac{117}{2.05} = 57.07$$

$$\approx 57.1$$

$$\underline{57.1} \text{ km/h}$$

(4)

Janie drove from Barnsley to York.

Janie's average speed from Barnsley to Leeds was 80 km/h.

Her average speed from Leeds to York was 60 km/h.

Janie says that the average speed from Barnsley to York can be found by working out the mean of 80 km/h and 60 km/h.

- (b) If Janie is correct, what does this tell you about the two parts of Janie's journey?

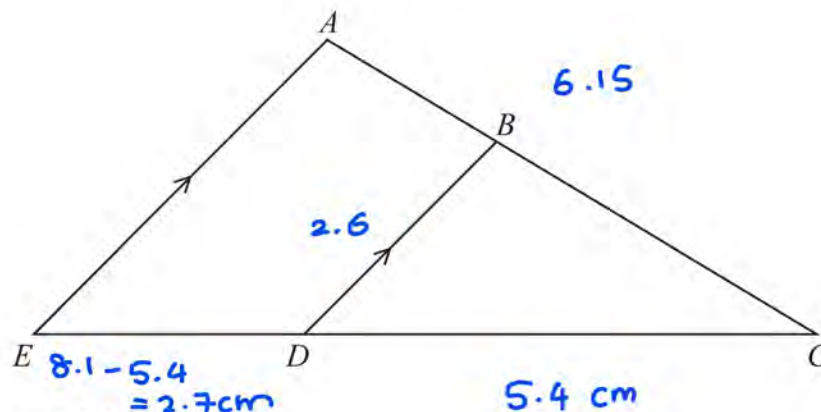
The time taken for the two parts are same.

(1)

(Total for Question 4 is 5 marks)



5



ABC and EDC are straight lines.
 EA is parallel to DB .

$EC = 8.1$ cm.

$DC = 5.4$ cm.

$DB = 2.6$ cm.

(a) Work out the length of AE .

x They are similar triangles. Can compare ratios of lengths.

$$\frac{EC}{DC} = \frac{AE}{DB}$$

$$AE = \frac{8.1}{5.4} \times 2.6 = 3.9$$

$$\frac{8.1}{5.4} = \frac{AE}{2.6}$$

$$\underline{\quad 3.9 \quad} \text{ cm}$$

(2)

$AC = 6.15$ cm.

(b) Work out the length of AB .

x They are similar triangles and can compare ratios of lengths.

$$\frac{EC}{DC} = \frac{AC}{BC}$$

$$BC = \frac{6.15}{8.1} \times 5.4$$

$$= 4.1 \text{ cm}$$

$$\frac{8.1}{5.4} = \frac{6.15}{BC}$$

$$AB + BC = 6.15$$

$$AB + 4.1 = 6.15$$

$$AB = 6.15 - 4.1$$

$$\underline{\quad 2.05 \quad} \text{ cm}$$

(2)

(Total for Question 5 is 4 marks)

DO NOT WRITE IN THIS AREA

DO NOT WRITE IN THIS AREA

DO NOT WRITE IN THIS AREA



- 6 Anil wants to invest £25 000 for 3 years in a bank.

Personal Bank

Compound Interest

2% for each year

Secure Bank

Compound Interest

4.3% for the first year
0.9% for each extra year

Which bank will give Anil the most interest at the end of 3 years?
You must show all your working.

Personal Bank

use this eqⁿ to calculate total balance for an investment ('p') at a rate of ('r') per year for ('n') years.

$$A = P \left(1 + \frac{r}{100}\right)^n$$

$$= 25000 \left(1 + \frac{2}{100}\right)^3$$

$$= £26530.2$$

$$\begin{aligned} \text{Interest} &= £26530.2 - £25000 \\ &= £1530.2 \end{aligned}$$

Secure Bank

$$\begin{aligned} \text{First year} &: 25000 \times \left(1 + \frac{4.3}{100}\right) \\ &= £26075 \end{aligned}$$

$$\text{Last two years} : 26075 \left(1 + \frac{0.9}{100}\right)^2$$

$$\approx £26546.5$$

$$\begin{aligned} \text{Interest} &= £26546.5 - £25000 \\ &= £1546.5 \end{aligned}$$

$$£1546.5 > £1530.2$$

∴ Secure Bank gives a higher interest.

(Total for Question 6 is 3 marks)

- 7 A number, n , is rounded to 2 decimal places.
The result is 4.76

Using inequalities, write down the error interval for n .

$$4.755 \leq n < 4.765$$

If the third dp is smaller than 5, it is round down to 4.76

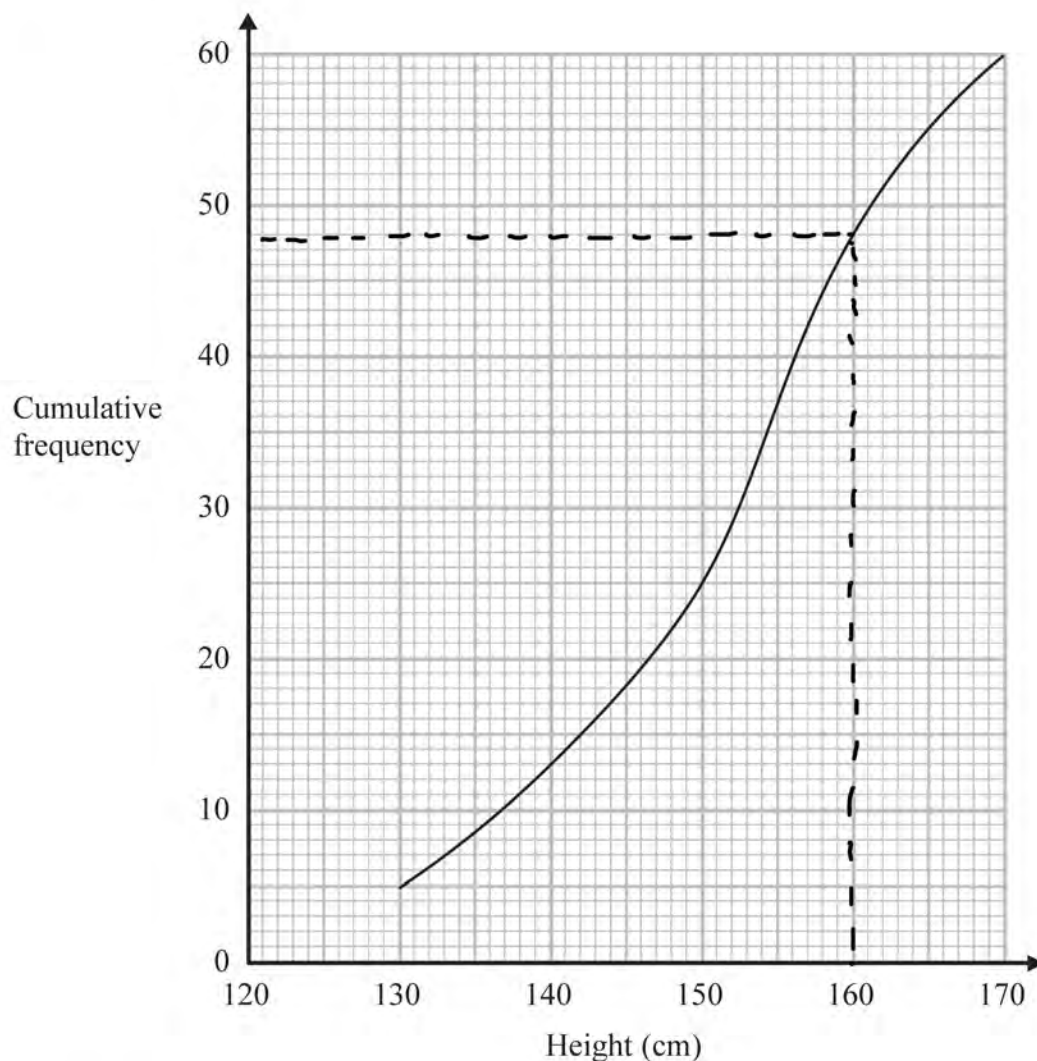
If the third dp is greater than or equal to 5, it is round up to 4.76

$$4.755 \leq n < 4.765$$

(Total for Question 7 is 2 marks)



- 8 The cumulative frequency graph shows some information about the heights, in cm, of 60 students.



Work out an estimate for the number of these students with a height greater than 160 cm.

$$60 - 48 = 12$$

↑ No. of students less than and equal to a height = 160 cm.

12

(Total for Question 8 is 2 marks)

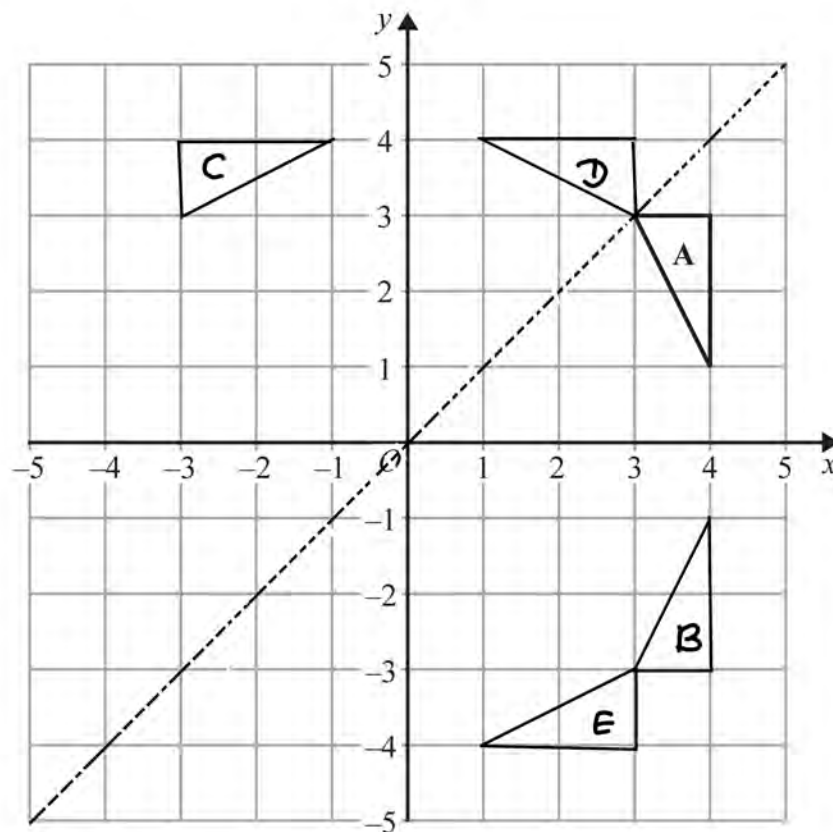
DO NOT WRITE IN THIS AREA

DO NOT WRITE IN THIS AREA

DO NOT WRITE IN THIS AREA



- 9 The diagram shows triangle **A** drawn on a grid.



Kyle reflects triangle **A** in the x -axis to get triangle **B**.

He then reflects triangle **B** in the line $y = x$ to get triangle **C**.

Amy reflects triangle **A** in the line $y = x$ to get triangle **D**.

She is then going to reflect triangle **D** in the x -axis to get triangle **E**.

Amy says that triangle **E** should be in the same position as triangle **C**.

Is Amy correct?

You must show how you get your answer.

c is a rotation of 90° anticlockwise about $(0,0)$.

E is a rotation of 90° clockwise about $(0,0)$.

*The two triangles are not in the same position,
 \therefore Amy is not correct.*

(Total for Question 9 is 3 marks)



10 The table shows some information about eight planets.

Planet	Distance from Earth (km)	Mass (kg)
Earth	0	5.97×10^{24}
Jupiter	6.29×10^8	1.898×10^{27}
Mars	7.83×10^7	6.42×10^{23}
Mercury	9.17×10^7	3.302×10^{23}
Neptune	4.35×10^9	1.024×10^{26}
Saturn	1.28×10^9	5.68×10^{26}
Uranus	2.72×10^9	8.683×10^{25}
Venus	4.14×10^7	4.869×10^{24}

(a) Write down the name of the planet with the greatest mass.

Jupiter
(1)

(b) Find the difference between the mass of Venus and the mass of Mercury.

$$4.869 \times 10^{24} - 3.302 \times 10^{23}$$

$$4.5388 \times 10^{24} \text{ kg}$$

(1)

Nishat says that Neptune is over a hundred times further away from Earth than Venus is.

(c) Is Nishat right?

You must show how you get your answer.

$$\begin{aligned} \text{Earth-Venus} &: 4.14 \times 10^7 \\ \text{Earth-Neptune} &: 4.35 \times 10^9 \\ \text{Claim: } 4.35 \times 10^9 &> 100 [4.14 \times 10^7] ? \\ 4.35 \times 10^9 &> 4.14 \times 10^9 \\ \text{Nishat is right.} \end{aligned}$$

(2)

(Total for Question 10 is 4 marks)

DO NOT WRITE IN THIS AREA

DO NOT WRITE IN THIS AREA

DO NOT WRITE IN THIS AREA



11 Solve $\frac{3x-2}{4} - \frac{2x+5}{3} = \frac{1-x}{6}$

$$\frac{3x-2}{4} \times 3 - \frac{2x+5}{3} \times 4 = \frac{1-x}{6} \times 2$$

$$\frac{3(3x-2)}{12} - \frac{4(2x+5)}{12} = \frac{2(1-x)}{12} \quad \text{common denominator}$$

Expand the brackets

$$\frac{3(3x-2) - 4(2x+5)}{12} = \frac{2(1-x)}{12}$$

collected like terms

$$\frac{9x-6-8x-20}{12} = \frac{2-2x}{12}$$

$$\frac{x-26}{12} = \frac{2-2x}{12}$$

$$12x - 312 = 24 - 24x$$

$$+24x + 312 \quad 36x = 336$$

$$x = \frac{336}{36}$$

$$= \frac{28}{3}$$

$$x = \frac{28}{3}$$

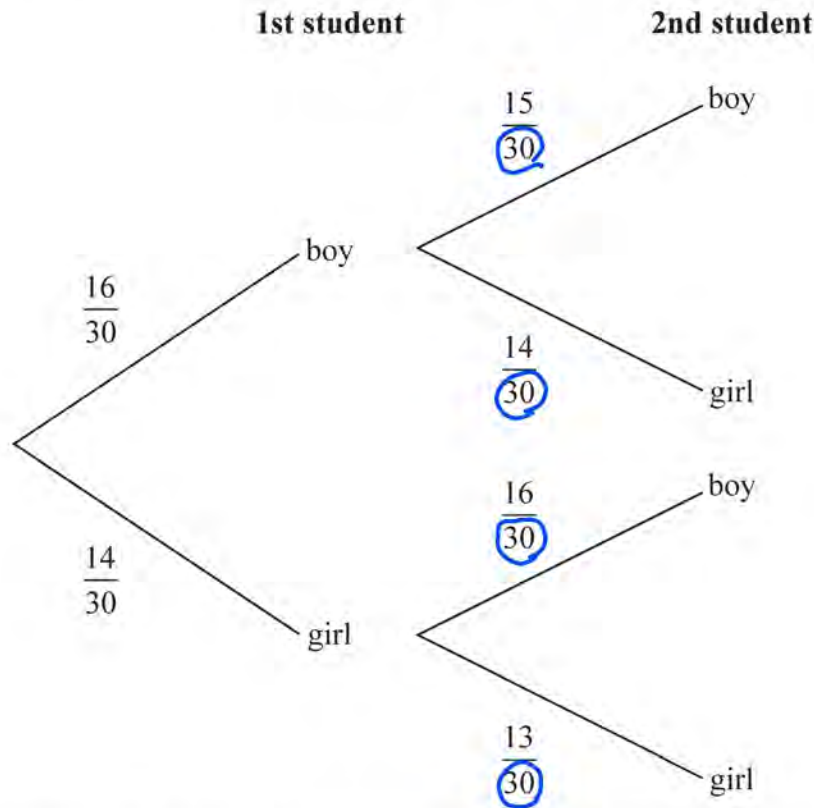
(Total for Question 11 is 4 marks)



- 12 There are 30 students in Mr Lear's class.
16 of the students are boys.

Two students from the class are chosen at random.

Mr Lear draws this probability tree diagram for this information.



- (a) Write down **one** thing that is wrong with the probabilities in the probability tree diagram.

The number of students remaining should be 29 as the first student is not repeated. (In denominator)

(1)

Owen and Wasim play for the school football team.

The probability that Owen will score a goal in the next match is 0.4

The probability that Wasim will score a goal in the next match is 0.25

Mr Slater says,

“The probability that both boys will score a goal in the next match is $0.4 + 0.25$ ”

- (b) Is Mr Slater right?

Give a reason for your answer.

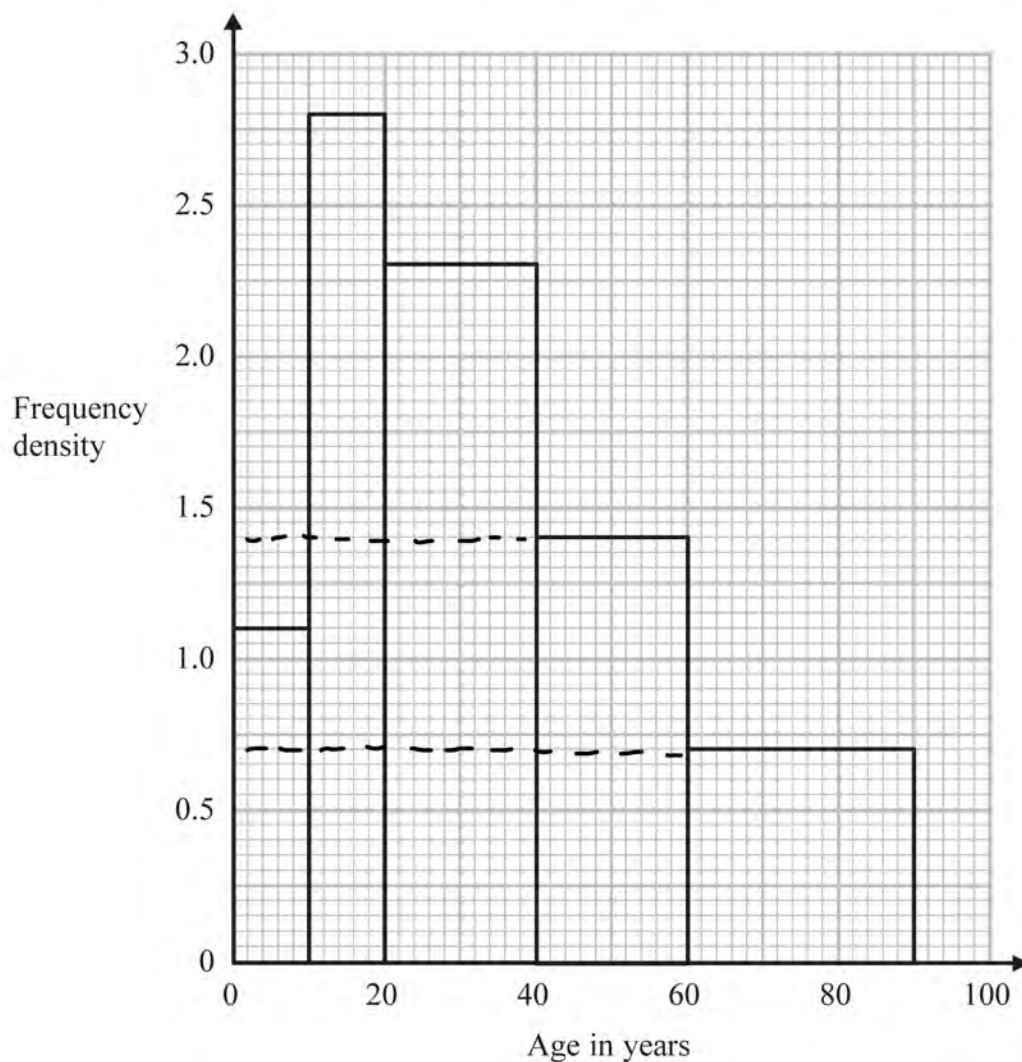
No, as 'AND' rule means multiply the probabilities.

(1)

(Total for Question 12 is 2 marks)



- 13 The histogram shows some information about the ages of the 134 members of a sports club.



20% of the members of the sports club who are over 50 years of age are female.

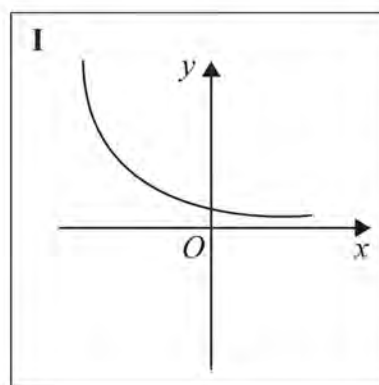
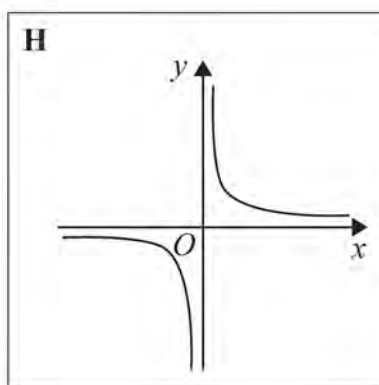
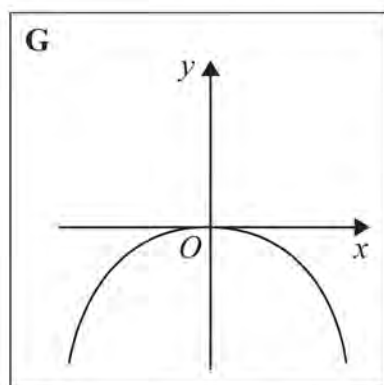
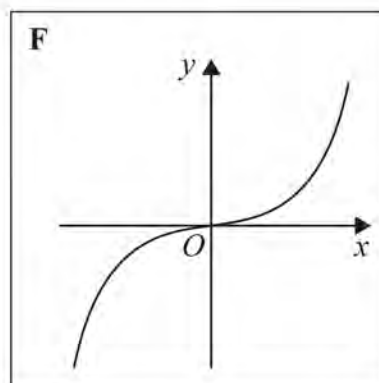
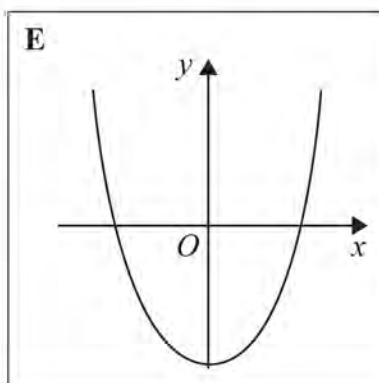
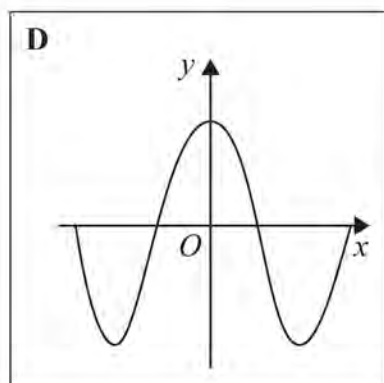
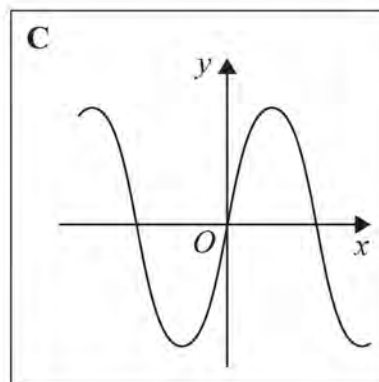
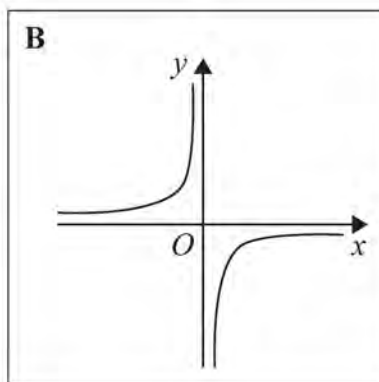
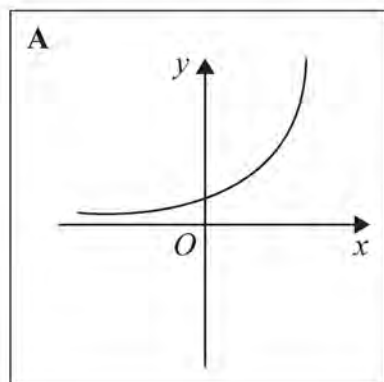
Work out an estimate for the number of female members who are over 50 years of age.

$$\begin{aligned}
 \text{Total members above 50} &: \frac{1}{2} \times (60-40) \times 1.4 + (90-60) \times 0.7 \\
 &= \frac{1}{2} \times 20 \times 1.4 + 30 \times 0.7 \quad \left(\begin{array}{l} \text{frequency} \\ \text{density} \times \text{class} \\ \text{width} \end{array} \right) \\
 &= 14 + 21 = 35 \\
 \text{No. of females above 50} &= 35 \times \frac{20}{100} = 7
 \end{aligned}$$

(Total for Question 13 is 3 marks)



14 Here are some graphs.



In the table below, match each equation with the letter of its graph.

Equation	Graph
$y = \sin x$	C
$y = x^3 + 4x$	F
$y = 2^x$	A
$y = \frac{4}{x}$	H

(Total for Question 14 is 3 marks)

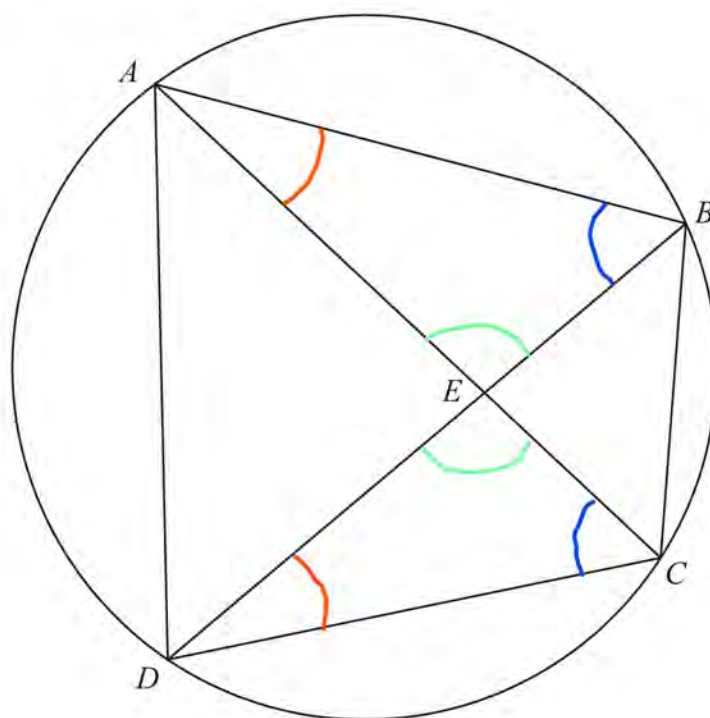
DO NOT WRITE IN THIS AREA

DO NOT WRITE IN THIS AREA

DO NOT WRITE IN THIS AREA



15 A, B, C and D are four points on the circumference of a circle.



AEC and BED are straight lines.

Prove that triangle ABE and triangle DCE are similar.
You must give reasons for each stage of your working.

$$\begin{array}{lcl}
 \triangle ABE & & \triangle DCE \\
 \hat{B}AE & = & \hat{E}DC \\
 \hat{A}BE & = & \hat{E}CD \\
 \hat{A}EB & = & \hat{DEC} \quad (\text{vertically opposite})
 \end{array}
 \left. \vphantom{\begin{array}{lcl}} \right\} \begin{array}{l} \text{(Angles in the same} \\ \text{segment are equal)} \end{array}$$

All 3 angles are equal pairs

$\therefore \triangle ABE$ and $\triangle DCE$ are similar.

(Total for Question 15 is 3 marks)



16 Using algebra, prove that $0.1\dot{3}\dot{6} \times 0.\dot{2}$ is equal in value to $\frac{1}{33}$

$$x = 0.1\dot{3}\dot{6}$$

$$\times 100 \rightarrow 100x = 13.636...$$

$$100x - x = 13.636... - 0.1363...$$

$$99x = 13.5$$

$$\div 99 \rightarrow x = \frac{13.5}{99} = \frac{3}{22}$$

$$y = 0.\dot{2}$$

$$\times 10 \rightarrow 10y = 2.22...$$

$$10y - y = 2.22... - 0.222...$$

$$9y = 2$$

$$\div 9 \rightarrow y = \frac{2}{9}$$

$$0.1\dot{3}\dot{6} \times 0.\dot{2}$$

$$\Rightarrow x \times y$$

$$\begin{aligned} &= \frac{3}{22} \times \frac{2}{9} \\ &= \frac{1}{33} \end{aligned}$$

(Total for Question 16 is 3 marks)

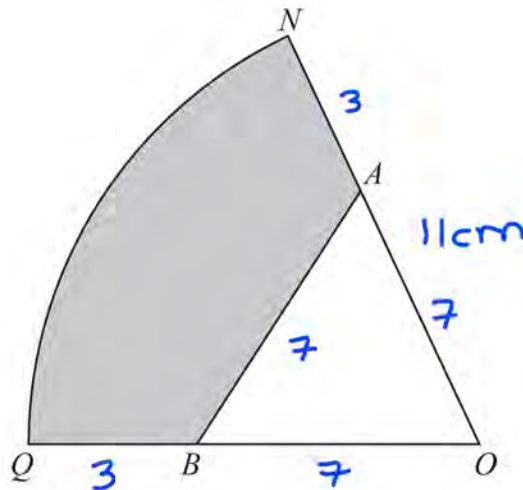
DO NOT WRITE IN THIS AREA

DO NOT WRITE IN THIS AREA

DO NOT WRITE IN THIS AREA



17



ONQ is a sector of a circle with centre O and radius 11 cm .

A is the point on ON and B is the point on OQ such that AOB is an equilateral triangle of side 7 cm .

Calculate the area of the shaded region as a percentage of the area of the sector ONQ .
Give your answer correct to 1 decimal place.

→ All angles are 60° as Δ is equilateral.

$$\begin{aligned}\text{Area of Sector} &: \frac{60}{360} \times \pi \times 11^2 \\ &\quad \rightarrow \pi r^2 \text{ (Area of A)} \\ &= \frac{121}{6} \pi\end{aligned}$$

$$\begin{aligned}\text{Area of } \Delta &= \frac{1}{2} \times 7 \times 7 \times \sin 60 \\ &= \frac{49\sqrt{3}}{4}\end{aligned}$$

Area of Δ
 $= \frac{1}{2} ab \sin C$

$$\begin{aligned}\text{Area of Shaded region} &= \frac{121}{6} \pi - \frac{49\sqrt{3}}{4} \\ &= 42.1\end{aligned}$$

$$\frac{42.1}{\left(\frac{121}{6} \pi\right)} \times 100 = 66.5\%$$

66.5 %

(Total for Question 17 is 5 marks)



18 $16^{\frac{1}{5}} \times 2^x = 8^{\frac{3}{4}}$

Work out the exact value of x .

$$(2^4)^{\frac{1}{5}} \times 2^x = (2^3)^{\frac{3}{4}} \quad \text{Write the bases as } 2^n$$

$$2^{4/5} \times 2^x = 2^{9/4} \quad (2^a)^b = 2^{a \times b}$$

$$2^{4/5+x} = 2^{9/4} \quad 2^c \times 2^d = 2^{c+d}$$

$$\frac{4}{5} + x = \frac{9}{4}$$

$$x = \frac{9}{4} - \frac{4}{5}$$

$$= \frac{45-16}{20} = \frac{29}{20} = 1.45$$

1.45

(Total for Question 18 is 3 marks)

DO NOT WRITE IN THIS AREA

DO NOT WRITE IN THIS AREA

DO NOT WRITE IN THIS AREA



- 19 $2 - \frac{x+2}{x-3} - \frac{x-6}{x+3}$ can be written as a single fraction in the form $\frac{ax+b}{x^2-9}$ where a and b are integers.

Work out the value of a and the value of b .

$$\begin{aligned}
 & \frac{2 \times (x-3)(x+3) - (x+2)(x+3) - (x-6)(x-3)}{(x-3)(x+3)} \quad \text{Expand brackets.} \\
 &= \frac{2(x^2 - 3x + 3x - 9) - [x^2 + 2x + 3x + 6] - [x^2 - 3x - 6x + 18]}{(x-3)(x+3)} \\
 &= \frac{2x^2 - 18 - x^2 - 5x - 6 - x^2 + 9x - 18}{(x-3)(x+3)} \\
 &= \frac{4x - 42}{(x-3)(x+3)} = \frac{4x - 42}{x^2 + 3x - 3x - 9} = \frac{4x - 42}{x^2 - 9}
 \end{aligned}$$

Collect like terms

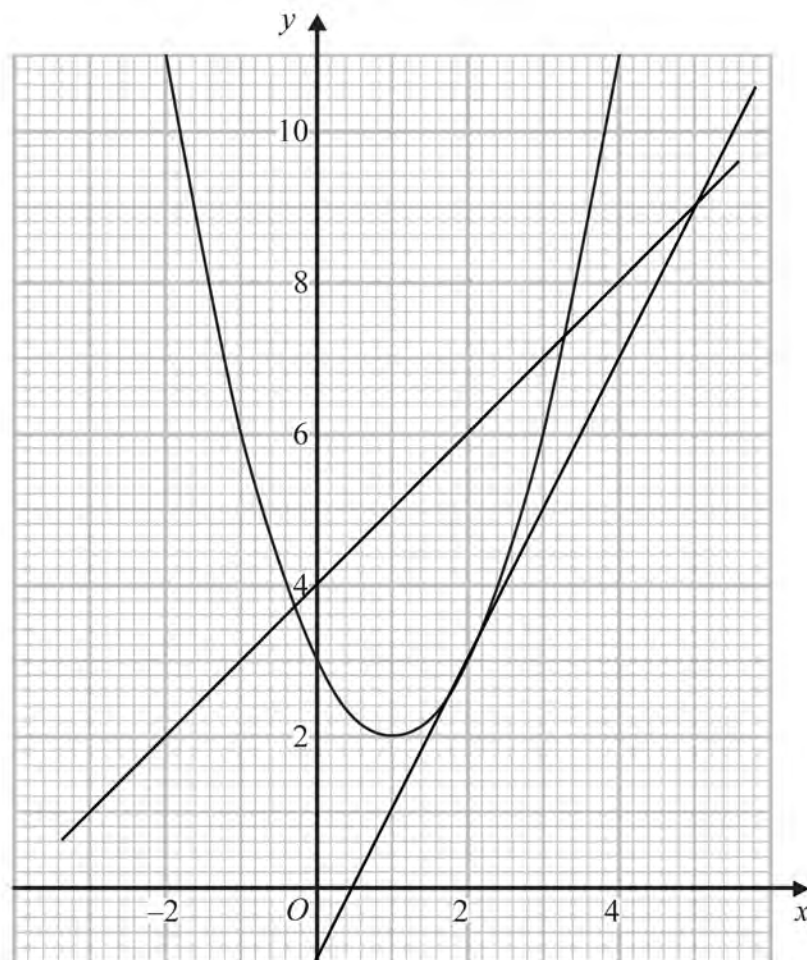
$$a = 4$$

$$b = -42$$

(Total for Question 19 is 4 marks)



20 The diagram shows part of the graph of $y = x^2 - 2x + 3$



DO NOT WRITE IN THIS AREA

DO NOT WRITE IN THIS AREA

DO NOT WRITE IN THIS AREA

- (a) By drawing a suitable straight line, use your graph to find estimates for the solutions of $x^2 - 3x - 1 = 0$

$$x^2 - 2x - x + 3 - 4 = 0$$

$$x^2 - 2x + 3 = x + 4$$

$$-0.3, 3.3$$

(2)

P is the point on the graph of $y = x^2 - 2x + 3$ where $x = 2$

- (b) Calculate an estimate for the gradient of the graph at the point P .

$$\frac{y_2 - y_1}{x_2 - x_1} = \frac{7 - 0}{4 - 0.5} = \frac{7}{3.5}$$

Draw tangent at $x = 2$

Find gradient of tangent

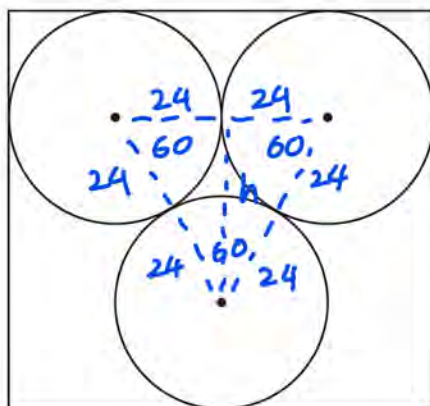
2

(3)

(Total for Question 20 is 5 marks)



- 21 The diagram shows 3 identical circles inside a rectangle. Each circle touches the other two circles and the sides of the rectangle, as shown in the diagram.



The radius of each circle is 24 mm.

Work out the area of the rectangle.

Give your answer correct to 3 significant figures.

$$\begin{aligned}
 \text{Length} &= 2 \times \text{diameter} \\
 &= 2 \times 2 \times \text{radius} \\
 &= 2 \times 2 \times 24 \\
 &= 96 \text{ mm}
 \end{aligned}$$

$$\sin \theta = \frac{o}{h}$$

$$\sin 60 = \frac{h}{2 \times 24}$$

x 48

$$h = 48 \sin 60$$

$$= 24\sqrt{3} \text{ mm}$$

$$\therefore \text{Width} = 24\sqrt{3} + 48$$

2 x radius

$$\begin{aligned}
 \text{Area} &= l \times w \\
 &= 96 \times (24\sqrt{3} + 48) \\
 &= 8600 \text{ mm}^2 \text{ (3 sf)} \quad \dots\dots\dots 8600 \text{ mm}^2
 \end{aligned}$$

(Total for Question 21 is 4 marks)



22 Here are the first five terms of a sequence.

4 11 22 37 56

Find an expression, in terms of n , for the n th term of this sequence.

$$\begin{array}{ccccccc}
 4 & , & 11 & , & 22 & , & 37 & , & 56 \\
 & & \underbrace{\hspace{1cm}} & & \underbrace{\hspace{1cm}} & & \underbrace{\hspace{1cm}} & & \underbrace{\hspace{1cm}} \\
 & & 7 & & 11 & & 15 & & 19 \\
 & & & & \underbrace{\hspace{1cm}} & & \underbrace{\hspace{1cm}} & & \underbrace{\hspace{1cm}} \\
 & & & & 4 & & 4 & & 4
 \end{array}$$

$$4 \div 2 = 2$$

$$\therefore 2n^2 ; 2, 8, 18, 32, 50$$

Difference b/w sequence and $2n^2 : n+1$

$$2n^2 + n + 1$$

(Total for Question 22 is 3 marks)

DO NOT WRITE IN THIS AREA

DO NOT WRITE IN THIS AREA

DO NOT WRITE IN THIS AREA



23 L is the circle with equation $x^2 + y^2 = 4$

$P\left(\frac{3}{2}, \frac{\sqrt{7}}{2}\right)$ is a point on L.

Find an equation of the tangent to L at the point P.

$$\frac{\frac{\sqrt{7}}{2} - 0}{\frac{3}{2} - 0} = \frac{\sqrt{7}/2}{3/2} = \frac{\sqrt{7}}{3}$$

Equation of perpendicular to OP.

$$\text{Gradient} = \frac{y_2 - y_1}{x_2 - x_1}$$

$$\rightarrow m = -\frac{3}{\sqrt{7}}$$

Gradient is negative reciprocal.

$$y = mx + c$$

$$\frac{\sqrt{7}}{2} = -\frac{3}{\sqrt{7}} \times \frac{3}{2} + c$$

$$c = \frac{8\sqrt{7}}{7}$$

Use point 'P' and m to find c.

$$y = -\frac{3}{\sqrt{7}}x + \frac{8\sqrt{7}}{7}$$

Use point P and center (0,0).

The angle b/w the tangent and radius is 90° .

(Total for Question 23 is 3 marks)

TOTAL FOR PAPER IS 80 MARKS



DO NOT WRITE IN THIS AREA

DO NOT WRITE IN THIS AREA

DO NOT WRITE IN THIS AREA

BLANK PAGE