

Write your name here	
Surname	Other names
Centre Number	Candidate Number
<input type="text"/>	<input type="text"/>
Edexcel GCSE	
Mathematics B	
Unit 1: Statistics and Probability (Calculator)	
Higher Tier	
Tuesday 9 November 2010 – Morning Time: 1 hour 15 minutes	Paper Reference 5MB1H/01
You must have: Ruler graduated in centimetres and millimetres, protractor, compasses, pen, HB pencil, eraser, calculator. Tracing paper may be used.	Total Marks

Instructions

- Use **black** ink or ball-point pen.
- **Fill in the boxes** at the top of this page with your name, centre number and candidate number.
- Answer **all** questions.
- Answer the questions in the spaces provided – *there may be more space than you need.*
- **Calculators may be used.**
- If your calculator does not have a π button, take the value of π to be 3.142 unless the question instructs otherwise.



Information

- The total mark for this paper is 60.
- The marks for **each** question are shown in brackets – *use this as a guide as to how much time to spend on each question.*
- Questions labelled with an **asterisk** (*) are ones where the quality of your written communication will be assessed – *you should take particular care on these questions with your spelling, punctuation and grammar, as well as the clarity of expression.*

Advice

- Read each question carefully before you start to answer it.
- Keep an eye on the time.
- Try to answer every question.
- Check your answers if you have time at the end.

Turn over ►

N38394A

©2010 Edexcel Limited.
6/6/5/6/c6



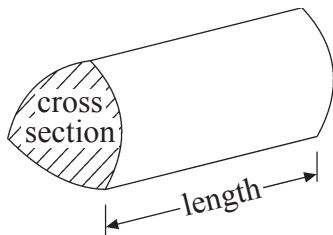
edexcel 
advancing learning, changing lives

GCSE Mathematics 2MB01

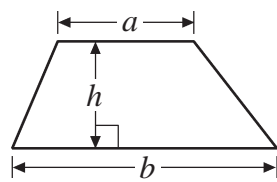
Formulae – Higher Tier

**You must not write on this formulae page.
Anything you write on this formulae page will gain NO credit.**

Volume of prism = area of cross section \times length

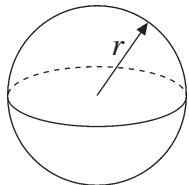


Area of trapezium = $\frac{1}{2}(a+b)h$



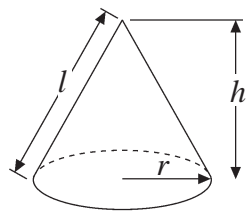
Volume of sphere = $\frac{4}{3}\pi r^3$

Surface area of sphere = $4\pi r^2$

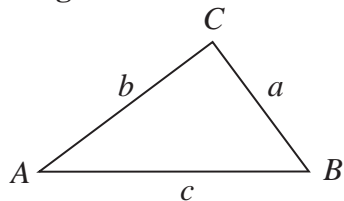


Volume of cone = $\frac{1}{3}\pi r^2 h$

Curved surface area of cone = $\pi r l$



In any triangle ABC



The Quadratic Equation

The solutions of $ax^2 + bx + c = 0$

where $a \neq 0$, are given by

$$x = \frac{-b \pm \sqrt{b^2 - 4ac}}{2a}$$

Sine Rule $\frac{a}{\sin A} = \frac{b}{\sin B} = \frac{c}{\sin C}$

Cosine Rule $a^2 = b^2 + c^2 - 2bc \cos A$

Area of triangle = $\frac{1}{2}ab \sin C$

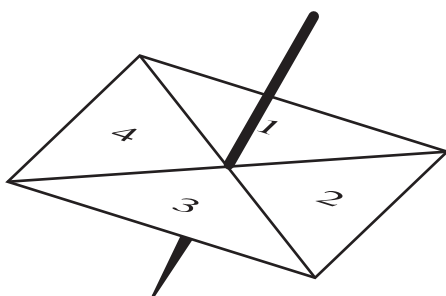


Answer ALL questions.

Write your answers in the spaces provided.

You must write down all stages in your working.

- 1 Laura has a four-sided spinner. The spinner is biased.



The table shows each of the probabilities that the spinner will land on 1 or land on 3
 The probability that the spinner will land on 2 is equal to the probability that it will land on 4

Number	1	2	3	4
Probability	0.25		0.35	

Laura is going to spin the spinner once.

- (a) Work out the probability that the spinner will **not** land on 1

.....
 (2)

- (b) Work out the probability that the spinner will land on 2

.....
 (2)

(Total for Question 1 is 4 marks)



*2 Mr and Mrs Jones are planning a holiday to the Majestic Hotel in the Cape Verde Islands.

The table gives information about the prices of holidays to the Majestic Hotel.

MAJESTIC HOTEL, Cape Verde Islands		
Departures	Price per adult	
	7 nights	14 nights
1 Jan – 8 Jan	£ 694	£ 825
9 Jan – 28 Jan	£ 679	£ 804
29 Jan – 5 Feb	£ 687	£ 815
6 Feb – 18 Feb	£ 769	£ 835
19 Feb – 8 Mar	£ 714	£ 817
9 Mar – 31 Mar	£ 685	£ 805
1 April – 9 April	£ 788	£ 862
10 April – 30 April	£ 748	£ 802

Price per child: 95% of adult price for 7 nights or 85% of adult price for 14 nights.

Mr and Mrs Jones are thinking about going on holiday

on 20 February for 7 nights
or on 10 April for 14 nights.

Mr and Mrs Jones have 2 children.

Compare the costs of these two holidays for the Jones family.

(Total for Question 2 is 5 marks)



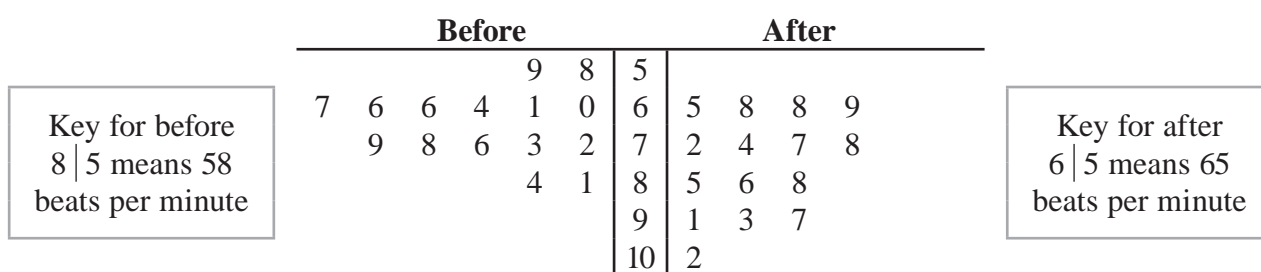
3 Ouzma wants to find out the method of transport people use to travel to a shopping centre.
Design a suitable data collection sheet she could use to collect this information.

(Total for Question 3 is 3 marks)



*4 Zoe recorded the heart rates, in beats per minute, of each of 15 people.
 Zoe then asked the 15 people to walk up some stairs.
 She recorded their heart rates again.

She showed her results in a back-to-back stem and leaf diagram.

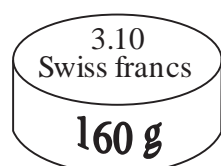


Compare the heart rates of the people before they walked up the stairs with their heart rates after they walked up the stairs.

(Total for Question 4 is 6 marks)



*5 Margaret is in Switzerland.
The local supermarket sells boxes of Reblochon cheese.



Each box of Reblochon cheese costs 3.10 Swiss francs.
It weighs 160 g.

In England, a box of Reblochon cheese costs £13.55 per kg.

The exchange rate is £1 = 1.65 Swiss francs.

Work out whether Reblochon cheese is better value for money in Switzerland or in England.

(Total for Question 5 is 4 marks)



6 120 children went on a school activities day.
Some children went bowling.
Some children went to the cinema.
The rest of the children went skating.

66 of these children were girls.
28 of the 66 girls went bowling.
36 children went to the cinema.
20 of the children who went to the cinema were girls.
15 boys went skating.

Work out the number of children who went bowling.

.....
(Total for Question 6 is 4 marks)



7 A company sends every item of mail by second class post.
Each item of mail is either a letter or a packet.

The tables show information about the cost of sending a letter by second class post and the cost of sending a packet by second class post.

Letter

Weight range	Second Class
0–100g	32p

Packet

Weight range	Second Class
0–100g	£1.17
101–250g	£1.51
251–500g	£1.95
501–750g	£2.36
751–1000g	£2.84

The company sent 420 items by second class post.

The ratio of the number of letters sent to the number of packets sent was 5 : 2

$\frac{2}{3}$ of the packets sent were in the weight range 0 – 100 g.

The other packets sent were in the weight range 101 – 250 g.

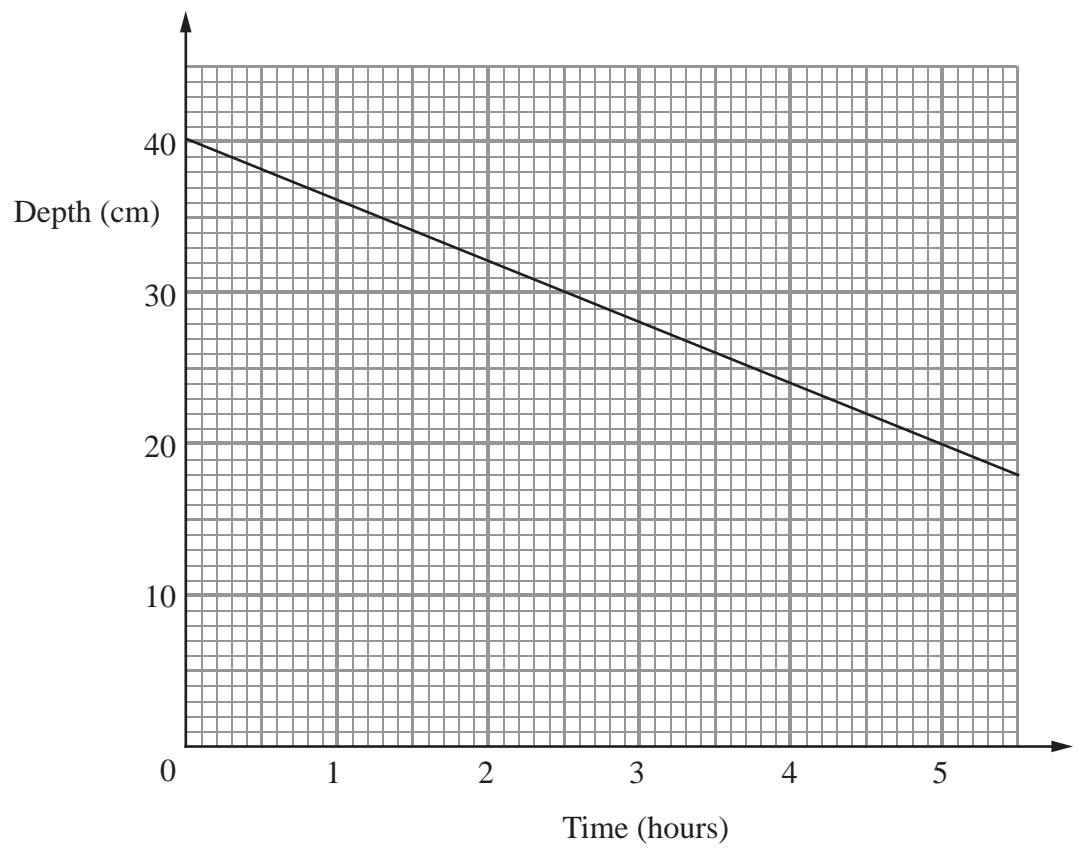
Work out the total cost of sending the 420 items by second class post.

£

(Total for Question 7 is 5 marks)



8 Water flows out of a cylindrical tank at a constant rate.
 The graph shows how the depth of water in the tank varies with time.



(a) Work out the gradient of the straight line.

.....
 (2)

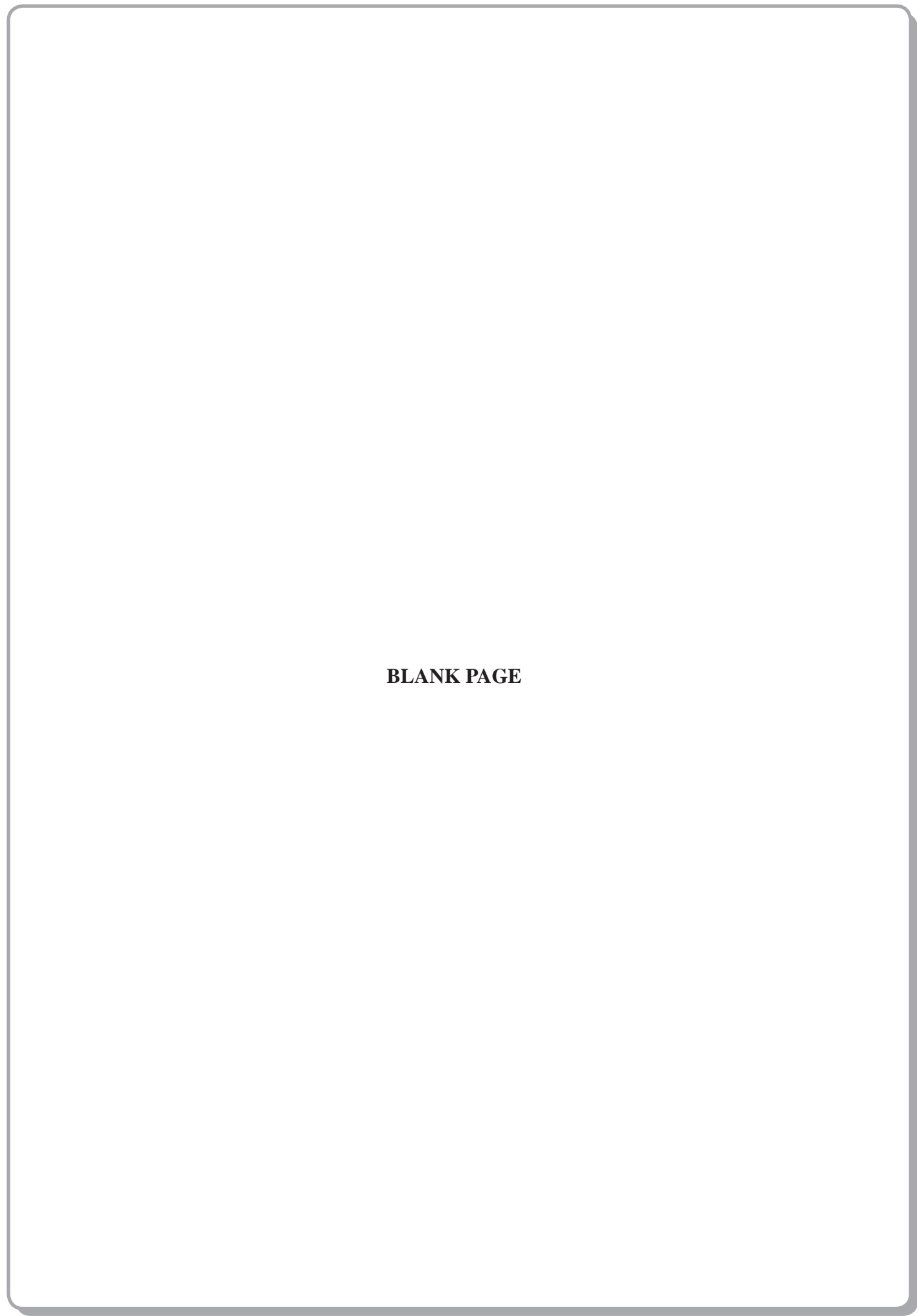
(b) Write down a practical interpretation of the value you worked out in part (a).

.....

 (1)

(Total for Question 8 is 3 marks)





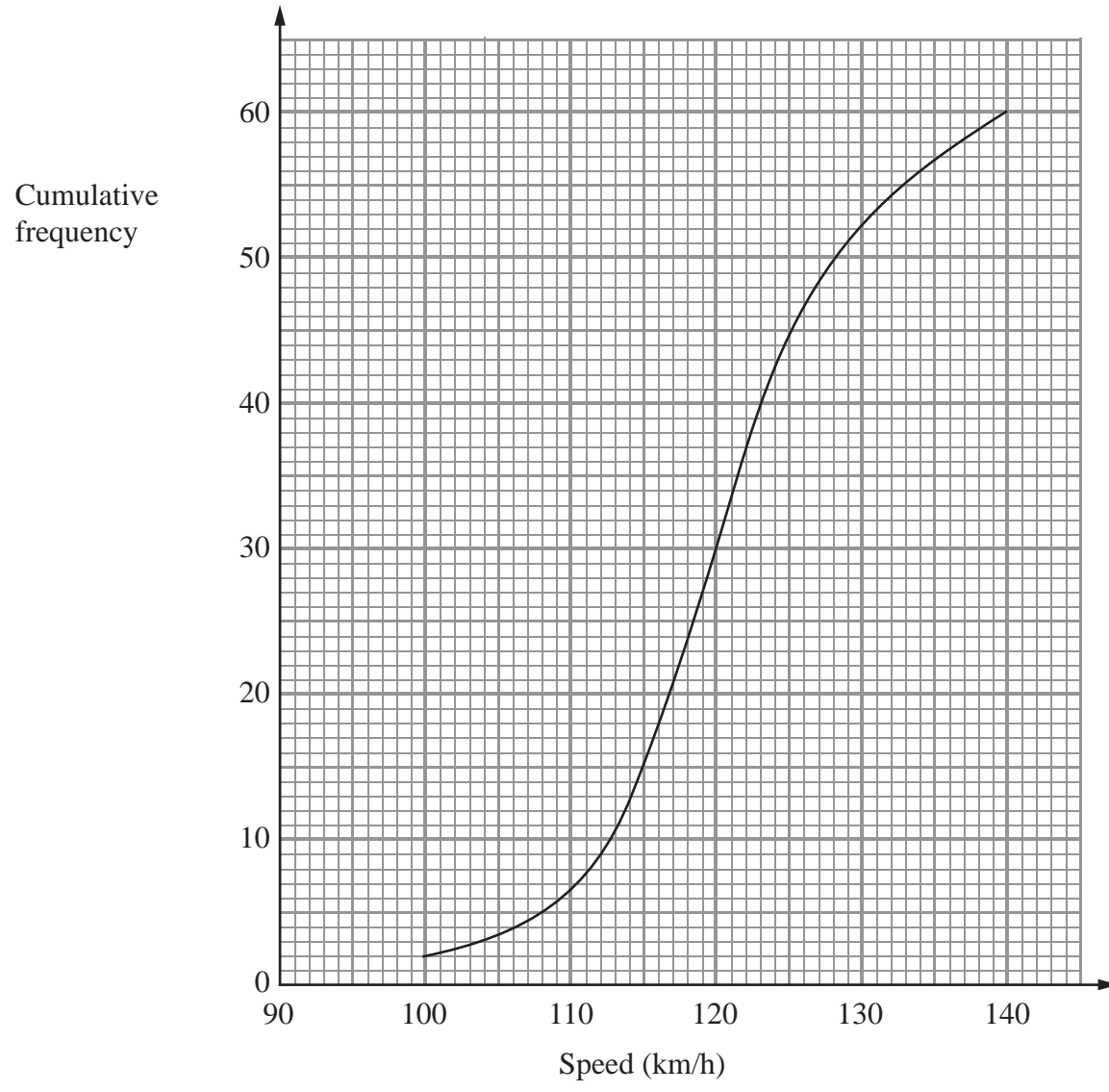
BLANK PAGE



11
Turn over ▶



9 The cumulative frequency graph shows information about the speeds of 60 cars on a motorway one Sunday morning.



(a) Use the graph to find an estimate for the median speed.

..... km/h
(1)



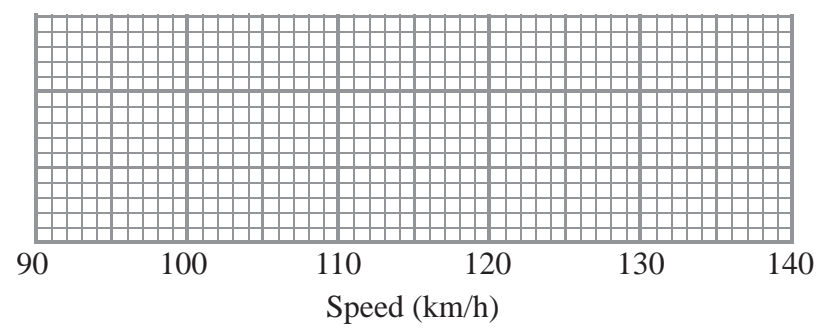
The speed limit on this motorway is 130 km/h.
The traffic police say that more than 20% of cars travelling on the motorway break the speed limit.

(b) Comment on what the traffic police say. (3)

For these 60 cars

the minimum speed was 97 km/h
and the maximum speed was 138 km/h.

(c) Use the cumulative frequency graph and the information above to draw a box plot showing information about the speeds of the cars. (3)



(Total for Question 9 is 7 marks)



10 The table gives some information about the weights, in kg, of 50 suitcases at an airport check-in desk.

Weight (w kg)	Frequency
$0 < w \leq 10$	16
$10 < w \leq 15$	18
$15 < w \leq 20$	10
$20 < w \leq 35$	6

(a) Work out an estimate for the mean weight.

..... kg
(4)




Passengers have to pay extra money for any suitcase that weighs more than 20 kg.
Two of the 50 suitcases are chosen at random.

(b) Work out the probability that both suitcases weigh more than 20 kg.

(2)

(c) On the grid, draw a histogram for the information in the table.



(3)

(Total for Question 10 is 9 marks)



11 A factory makes 600 laptops.
Mrs Green is responsible for checking these laptops.
She is going to take a random sample of 80 of the laptops.

(a) Describe a method she could use to select the sample.

.....
.....

(1)

Mrs Green finds that 3 of the 80 laptops are faulty.

(b) Work out an estimate for how many of the 600 laptops are faulty.

.....

(2)

(Total for Question 11 is 3 marks)



12 There are 10 socks in a drawer.

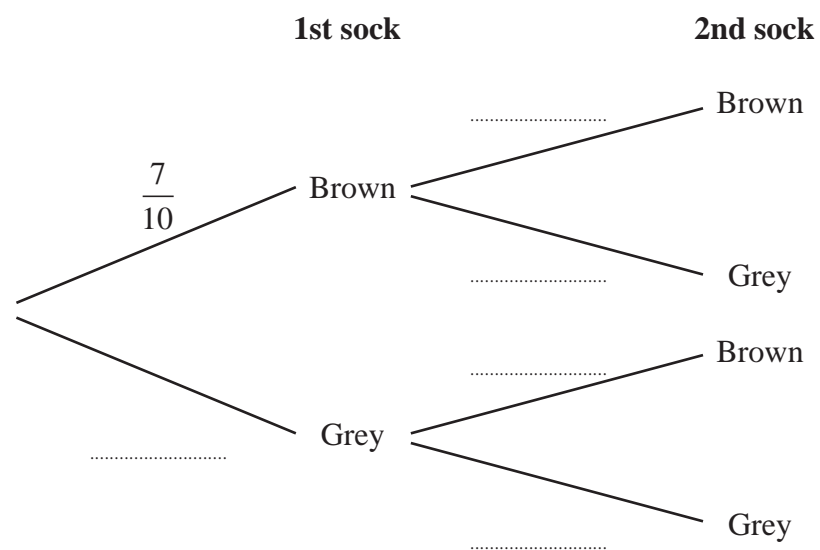
7 of the socks are brown.

3 of the socks are grey.

Bevan takes at random two socks from the drawer at the same time.

(a) Complete the probability tree diagram.

(2)



(b) Work out the probability that Bevan takes two socks of the same colour.

(3)

(Total for Question 12 is 5 marks)



13 The table below shows the population of each of three villages.

Village	Population
Ashley	243
Brigby	370
Irton	127

Mr Akhtar carries out a survey of the people living in these three villages.
He uses a sample stratified by village population.

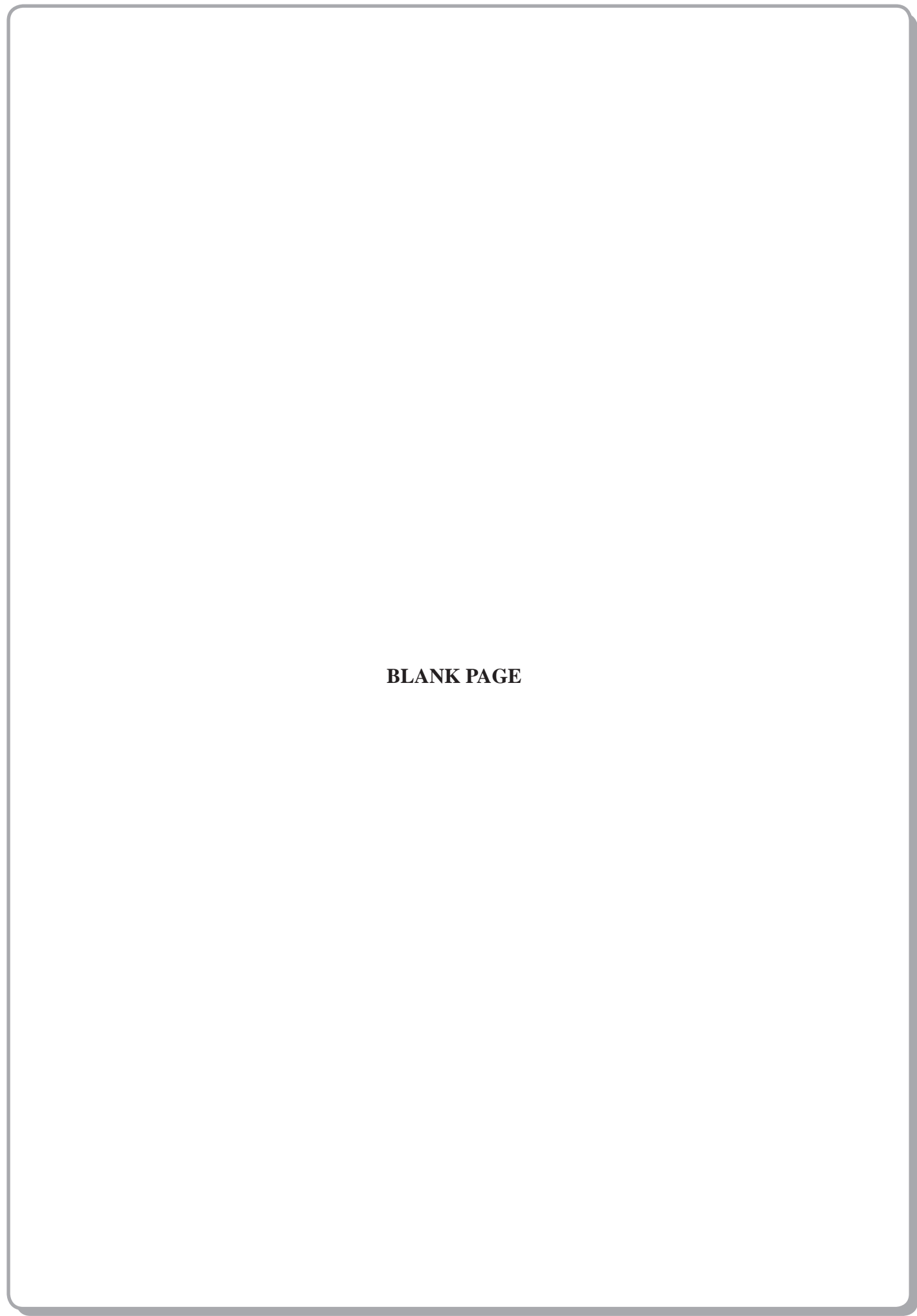
There are 50 people from Brigby in his sample.

Work out the number of people from Irton in his sample.

.....
(Total for Question 13 is 2 marks)

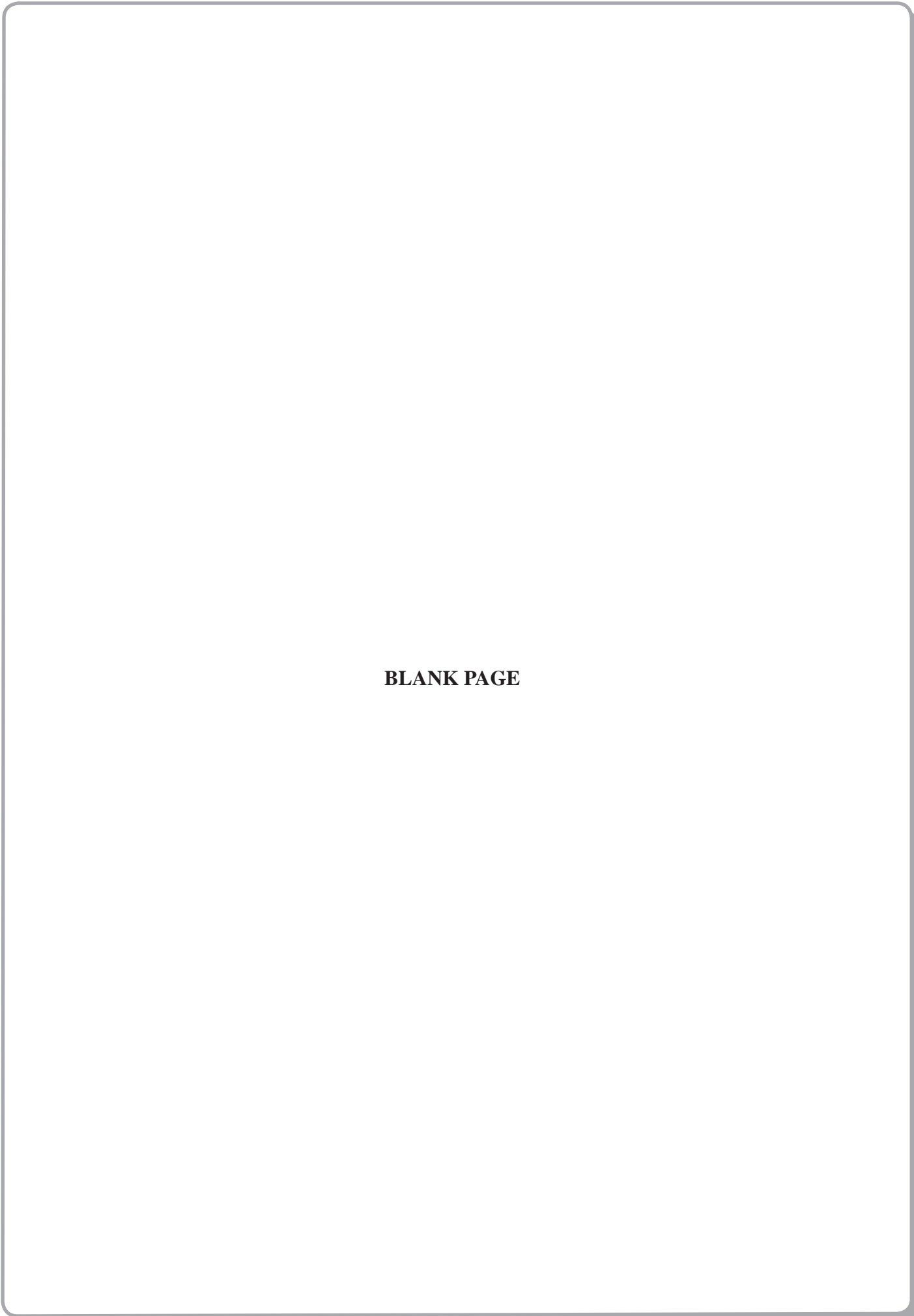
TOTAL FOR PAPER IS 60 MARKS





BLANK PAGE





BLANK PAGE



N 3 8 3 9 4 A 0 2 0 2 0