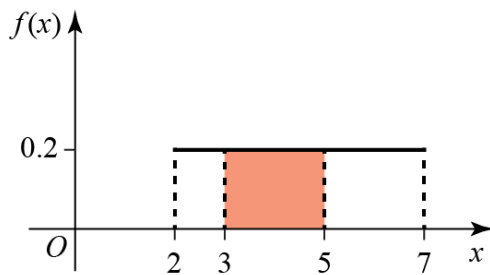


## Exercise 5A

$$1 \text{ a } \frac{1}{b-a} = \frac{1}{7-2} = 0.2$$

So a sketch of the probability distribution function (with the required probability shaded) is:



$$P(3 < X < 5) = (5 - 3) \times 0.2 = 0.4$$

$$b \ P(X > 4) = (7 - 4) \times 0.2 = 0.6$$

2 a Area under the probability distribution function curve is 1, so:

$$(k - 2.6) \times 0.1 = 1$$

$$(k - 2.6) = 10$$

$$k = 12.6$$

$$b \ P(4 < X < 7.9) = (7.9 - 4) \times 0.1 = 0.39$$

3 a Area under the probability distribution function curve is 1, so:

$$k \times (6 - (-2)) = 1$$

$$8k = 1$$

$$k = \frac{1}{8}$$

$$b \ P(-1.3 < X < 4.2) = \frac{1}{8} \times (4.2 - (-1.3)) = \frac{1}{8} \times 5.5 = 0.6875$$

$$c \ 3X < X + p \Rightarrow X < \frac{p}{2}$$

$$P\left(X < \frac{p}{2}\right) = 0.5$$

$$\Rightarrow \frac{p}{2} = 2 \Rightarrow p = 4$$

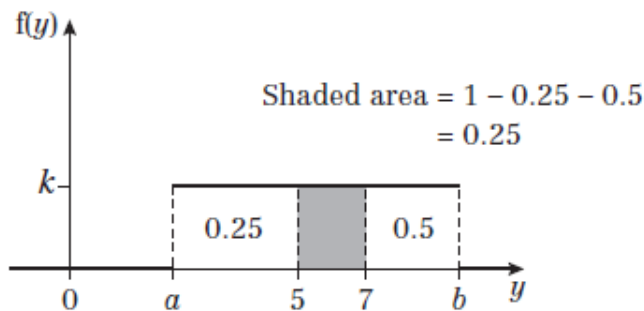
$$d \ \text{Using } P(A|B) = \frac{P(A \cap B)}{P(B)}$$

$$P(X > 5 | X > 0) = \frac{P(X > 5 \cap X > 0)}{P(X > 0)} = \frac{P(X > 5)}{P(X > 0)} = \frac{\frac{1}{8}}{\frac{6}{8}} = \frac{1}{6}$$

$$3 \text{ e } P(X > 0 | X < 3) = \frac{P(X > 0 \cap X < 3)}{P(X < 3)} = \frac{P(0 < X < 3)}{P(X < 3)} = \frac{\frac{3}{8}}{\frac{5}{8}} = \frac{3}{5}$$

$$f \quad P(X < 1 | 0 < X < 2) = \frac{P(X < 1 \cap 0 < X < 2)}{P(0 < X < 2)} = \frac{P(0 < X < 1)}{P(0 < X < 2)} = \frac{\frac{1}{8}}{\frac{2}{8}} = \frac{1}{2}$$

4 Sketching the probability distribution function:



$$P(5 < Y < 7) = 1 - P(Y < 5) - P(Y > 7) = 1 - 0.25 - 0.5 = 0.25$$

$$\text{But from the sketch, } P(5 < Y < 7) = (7 - 5) \times k = 2k$$

$$\text{So } 2k = 0.25 \Rightarrow k = 0.125 = \frac{1}{8}$$

$$P(X > 7) = (b - 7)k = \frac{(b - 7)}{8} = \frac{1}{2} \Rightarrow b = 4 + 7 = 11$$

$$P(X < 5) = (5 - a)k = \frac{(5 - a)}{8} = \frac{1}{4} \Rightarrow a = 5 - 2 = 3$$

5 a As  $2 \times 2 + 5 = 9$  and  $2 \times 8 + 5 = 21$   
Hence  $Y \sim U[9, 21]$

$$b \text{ For } Y, \frac{1}{b - a} = \frac{1}{21 - 9} = \frac{1}{12}$$

$$P(12 < Y < 20) = (20 - 12) \times \frac{1}{12} = \frac{2}{3}$$

6 a Continuous uniform distribution

b As  $20 - 2 \times 2 = 16$  and  $20 - 2 \times 12 = -4$   
Hence  $Y \sim U[-4, 16]$

$$\text{By symmetry, } E(Y) = \frac{16 + (-4)}{2} = \frac{12}{2} = 6$$

$$c \text{ For } Y, \frac{1}{b - a} = \frac{1}{16 - (-4)} = \frac{1}{20}$$

$$P(Y < 4) = (4 - (-4)) \times \frac{1}{20} = \frac{8}{20} = \frac{2}{5}$$

6 d If  $X < 10$ , then  $Y > 0$ , so

$$P(Y > 4 | X < 10) = P(Y > 4 | Y > 0) = \frac{P(Y > 4 \cap Y > 0)}{P(Y > 0)} = \frac{P(Y > 4)}{P(Y > 0)} = \frac{\frac{12}{20}}{\frac{16}{20}} = \frac{12}{16} = \frac{3}{4}$$

7 a  $E(X) = \frac{5 + (-3)}{2} = 1$

b  $\text{Var}(X) = \frac{(b-a)^2}{12} = \frac{(5 - (-3))^2}{12} = \frac{64}{12} = \frac{16}{3}$

c  $\text{Var}(X) = E(X^2) - (E(X))^2$ , so  $E(X^2) = \frac{16}{3} + 1^2 = \frac{19}{3}$

d For  $-3 \leq x \leq 5$ ,  $F(x) = \int_{-3}^x \frac{1}{b-a} dt = \int_{-3}^x \frac{1}{8} dt = \left[ \frac{t}{8} \right]_{-3}^x = \frac{x}{8} + \frac{3}{8} = \frac{x+3}{8}$

So the cumulative distribution function is

$$F(x) = \begin{cases} 0 & x < -3 \\ \frac{x+3}{8} & -3 \leq x \leq 5 \\ 1 & x > 5 \end{cases}$$

8 a  $E(X) = \frac{a+b}{2} = \frac{5+1}{2} = 3$        $\text{Var}(X) = \frac{(b-a)^2}{12} = \frac{(5-1)^2}{12} = \frac{16}{12} = \frac{4}{3}$

b  $E(X) = \frac{a+b}{2} = \frac{6+(-2)}{2} = 2$        $\text{Var}(X) = \frac{(b-a)^2}{12} = \frac{(6-(-2))^2}{12} = \frac{64}{12} = \frac{16}{3}$

9 a  $E(X) = \frac{5.5+3.5}{2} = 4.5$

b  $\text{Var}(X) = \frac{(5.5-3.5)^2}{12} = \frac{4}{12} = \frac{1}{3}$

c  $\text{Var}(X) = E(X^2) - (E(X))^2$

So  $\frac{1}{3} = E(X^2) - 4.5^2$

$\Rightarrow E(X^2) = 20.25 + \frac{1}{3} = \frac{247}{12} = 20.6$  (3 s.f.)

$$9 \text{ d For } 3.5 \leq x \leq 5.5, F(x) = \int_{3.5}^x \frac{1}{b-a} dt = \int_{3.5}^x \frac{1}{2} dt = \left[ \frac{t}{2} \right]_{3.5}^x = \frac{x}{2} - \frac{7}{4} = \frac{2x-7}{4}$$

So the cumulative distribution function is

$$F(x) = \begin{cases} 0 & x < 3.5 \\ \frac{2x-7}{4} & 3.5 \leq x \leq 5.5 \\ 1 & x > 5.5 \end{cases} = \begin{cases} 0 & x < 3.5 \\ 0.5x - 1.75 & 3.5 \leq x \leq 5.5 \\ 1 & x > 5.5 \end{cases}$$

$$10 \text{ E}(Y) = \frac{a+b}{2} = 1 \Rightarrow b = 2 - a \quad (1)$$

$$\text{Var}(Y) = \frac{(b-a)^2}{12} = \frac{4}{3} \Rightarrow (b-a)^2 = 16 \quad (2)$$

Substituting equation (1) in equation (2) gives:

$$(2 - a - a)^2 = 16$$

$$\Rightarrow 2 - 2a = \pm 4$$

$$\Rightarrow a = 3 \text{ or } -1$$

$$\text{If } a = 3, b = 2 - 3 = -1$$

$$\text{If } a = -1, b = 2 - (-1) = 3$$

As  $b > a$ , the solution is  $a = -1$  and  $b = 3$

$$11 \text{ E}(X) = \frac{5 + (-1)}{2} = 2$$

$$\text{Var}(X) = \frac{(5 - (-1))^2}{12} = 3$$

$$\text{E}(Y) = \text{E}(4X - 6) = 4\text{E}(X) - 6 = 8 - 6 = 2$$

$$\text{Var}(Y) = \text{Var}(4X - 6) = 4^2 \text{Var}(X) = 16 \times 3 = 48$$

$$12 \text{ a } \text{E}(R) = \frac{\alpha + \beta}{2} = 5 \Rightarrow \beta = 10 - \alpha$$

$$\text{Var}(R) = \frac{(\beta - \alpha)^2}{12} = \frac{4}{3} \Rightarrow (10 - 2\alpha)^2 = 16 \Rightarrow \alpha = 5 \pm 2 \Rightarrow \alpha = 3 \text{ or } 7$$

$$\text{If } \alpha = 7, \beta = 3; \text{ if } \alpha = 3, \beta = 7$$

But  $\alpha < \beta$  so the solution is  $\alpha = 3, \beta = 7$

$$b \text{ P}(R < 5.2) = \frac{5.2 - \alpha}{\beta - \alpha} = \frac{2.2}{4} = 0.55$$

13 a The probability density function of  $X$  is

$$f(x) = \begin{cases} \frac{1}{\beta - \alpha} & \alpha \leq x \leq \beta \\ 0 & \text{otherwise} \end{cases}$$

$$13 \text{ b } E(X) = \frac{\alpha + \beta}{2} = 2.5 \Rightarrow \beta = 5 - \alpha$$

$$P(X < 1) = \frac{1 - \alpha}{\beta - \alpha} = \frac{4}{11} \Rightarrow \frac{1 - \alpha}{5 - 2\alpha} = \frac{4}{11}$$

substituting for  $\beta$ 

$$\Rightarrow 11 - 11\alpha = 20 - 8\alpha$$

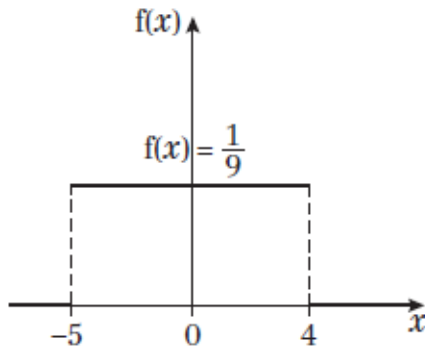
$$\Rightarrow 3\alpha = -9$$

$$\Rightarrow \alpha = -3, \beta = 5 - \alpha = 8$$

14 a The probability density function of  $X$  is

$$f(x) = \begin{cases} \frac{1}{9} & -5 \leq x \leq 4 \\ 0 & \text{otherwise} \end{cases}$$

b Sketching the probability distribution function gives:



$$c \quad E(X) = \frac{a+b}{2} = \frac{4+(-5)}{2} = -\frac{1}{2} \quad \text{Var}(X) = \frac{(b-a)^2}{12} = \frac{(4-(-5))^2}{12} = \frac{81}{12} = \frac{27}{4}$$

$$\text{Var}(X) = E(X^2) - (E(X))^2$$

$$\text{So } \frac{27}{4} = E(X^2) - \frac{1}{2^2} \Rightarrow E(X^2) = \frac{28}{4} = 7$$

$$d \quad P(-0.2 < X < 0.6) = \frac{0.6 - (-0.2)}{4 - (-5)} = \frac{0.8}{9} = \frac{4}{45}$$

$$15 \text{ a } P(X < 0) = F(0) = \frac{3}{7}$$

$$b \quad f(x) = \frac{d}{dx} F(x)$$

So the probability density function is:

$$f(x) = \begin{cases} \frac{1}{7} & -3 \leq x \leq 4 \\ 0 & \text{otherwise} \end{cases}$$

c  $X \sim U[-3, 4]$ , it has a continuous uniform distribution

$$15 \text{ d } E(X) = \frac{a+b}{2} = \frac{4+(-3)}{2} = \frac{1}{2}$$

$$\text{Var}(X) = \frac{(b-a)^2}{12} = \frac{(4-(-3))^2}{12} = \frac{49}{12}$$

$$16 \text{ a } E(X) = \frac{4+(-1)}{2} = \frac{3}{2} = 1.5$$

$$\text{b } \text{Var}(X) = \frac{(4-(-1))^2}{12} = \frac{25}{12}$$

$$\text{c } \text{Var}(X) = E(X^2) - (E(X))^2$$

So  $\frac{25}{12} = E(X^2) - \frac{9}{4} \Rightarrow E(X^2) = \frac{25+27}{12} = \frac{52}{12} = \frac{13}{3}$

$$\text{d } P(X < 1.4) = \frac{1.4-(-1)}{4-(-1)} = \frac{2.4}{5} = 0.48$$

e Let the random variable  $Y$  represent the number of times that  $X$  is observed to be less than 1.4 in 6 observations, then using the result from part **d**,  $Y \sim B(6, 0.48)$

$$P(Y = 4) = \binom{6}{4} (0.48)^4 (1-0.48)^2 = \frac{6 \times 5}{2} \times 0.48^4 \times 0.52^2 = 0.2153 \text{ (4 d.p.)}$$

$$17 \text{ a } E(X) = \frac{\alpha + \beta}{2} = 7.5 \Rightarrow \beta = 15 - \alpha$$

$$P(X \leq 10.5) = 1 - P(X > 10.5) = 1 - 0.25 = 0.75$$

$$P(X \leq 10.5) = \frac{10.5 - \alpha}{\beta - \alpha} = 0.75 \Rightarrow \frac{10.5 - \alpha}{15 - 2\alpha} = 0.75 \quad \text{substituting for } \beta$$

$$\Rightarrow 10.5 - \alpha = 11.25 - 1.5\alpha$$

$$\Rightarrow \alpha = 1.5, \beta = 15 - \alpha = 13.5$$

$$\text{b i } P(x < c) = \frac{c - \alpha}{\beta - \alpha} = \frac{c - 1.5}{12} = \frac{1}{3} \Rightarrow c = 5.5$$

$$\text{ii } P(c < X < 9) = P(5.5 < X < 9) = \frac{3.5}{12} = \frac{7}{24}$$

### Challenge

$$\text{a } P\left(X < \frac{3}{7}\alpha + \frac{4}{7}\beta\right) = \frac{\frac{3}{7}\alpha + \frac{4}{7}\beta - \alpha}{\beta - \alpha} = \frac{\frac{4}{7}(\beta - \alpha)}{\beta - \alpha} = \frac{4}{7}$$

$$\text{b } P\left(X > \frac{2}{5}\alpha + \frac{3}{5}\beta\right) = \frac{\beta - \frac{2}{5}\alpha - \frac{3}{5}\beta}{\beta - \alpha} = \frac{\frac{2}{5}(\beta - \alpha)}{\beta - \alpha} = \frac{2}{5}$$