

Mark Scheme 4766 January 2007

GENERAL INSTRUCTIONS

Marks in the mark scheme are explicitly designated as **M**, **A**, **B**, **E** or **G**.

M marks ("method") are for an attempt to use a correct method (not merely for stating the method).

A marks ("accuracy") are for accurate answers and can only be earned if corresponding **M** mark(s) have been earned. Candidates are expected to give answers to a sensible level of accuracy in the context of the problem in hand. The level of accuracy quoted in the mark scheme will sometimes deliberately be greater than is required, when this facilitates marking.

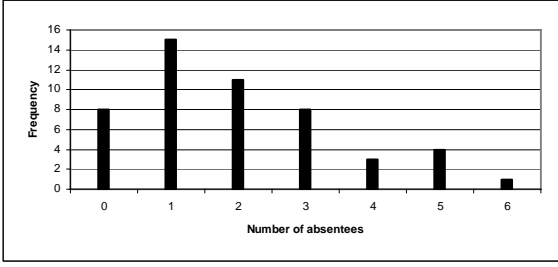
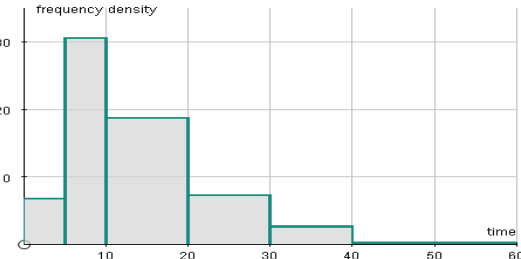
B marks are independent of all others. They are usually awarded for a single correct answer.

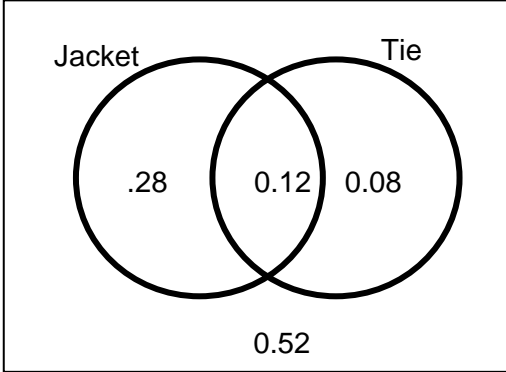
E marks ("explanation") are for explanation and/or interpretation. These will frequently be sub divisible depending on the thoroughness of the candidate's answer.

G marks ("graph") are for completing a graph or diagram correctly.

- Insert part marks in **right-hand** margin in line with the mark scheme. For fully correct parts tick the answer. For partially complete parts indicate clearly in the body of the script where the marks have been gained or lost, in line with the mark scheme.
- Please indicate incorrect working by ringing or underlining as appropriate.
- Insert total in **right-hand** margin, ringed, at end of question, in line with the mark scheme.
- Numerical answers which are not exact should be given to at least the accuracy shown. Approximate answers to a greater accuracy *may* be condoned.
- Probabilities should be given as fractions, decimals or percentages.
- FOLLOW-THROUGH MARKING SHOULD NORMALLY BE USED WHEREVER POSSIBLE. There will, however, be an occasional designation of '**c.a.o.**' for "correct answer only".
- Full credit **MUST** be given when correct alternative methods of solution are used. If errors occur in such methods, the marks awarded should correspond as nearly as possible to equivalent work using the method in the mark scheme.
- The following notation should be used where applicable:

FT	Follow-through marking
BOD	Benefit of doubt
ISW	Ignore subsequent working

<p>Q 1 (i)</p>	<p>Mean = $127.6/13 = 9.8$ Median = 8.6 Midrange = 14.5</p>	<p>M1 for 127.6/13 soi A1 CAO B1 CAO B1 CAO</p>	<p>4</p>																												
<p>(ii)</p>	<p>Mean slightly inflated due to the outlier Median good since it is not affected by the outlier Midrange poor as it is highly inflated due to the outlier</p>	<p>B1 B1 B1</p>	<p>3</p>																												
		<p>TOTAL</p>	<p>7</p>																												
<p>Q 2 (i)</p>		<p>G1 labelled linear scales on both axes G1 heights</p>	<p>2</p>																												
<p>(ii)</p>	<p>Mean = $\frac{99}{50} = 1.98$ $S_{xx} = 315 - \frac{99^2}{50} (= 118.98)$ $rmsd = \sqrt{\frac{118.98}{50}} = 1.54$ <i>NB full marks for correct results from recommended method which is use of calculator functions</i></p>	<p>B1 for mean M1 for attempt at S_{xx} A1 CAO</p>	<p>3</p>																												
<p>(iii)</p>	<p>New mean = $30 - 1.98 = 28.02$ New rmsd = 1.54 (unchanged)</p>	<p>B1 FT their mean B1 FT their rmsd</p>	<p>2</p>																												
		<p>TOTAL</p>	<p>7</p>																												
<p>Q 3 (i)</p>	<table border="1" data-bbox="268 1339 730 1563"> <thead> <tr> <th>time</th> <th>freq</th> <th>width</th> <th>f dens</th> </tr> </thead> <tbody> <tr> <td>0-</td> <td>34</td> <td>5</td> <td>6.8</td> </tr> <tr> <td>5-</td> <td>153</td> <td>5</td> <td>30.6</td> </tr> <tr> <td>10-</td> <td>188</td> <td>10</td> <td>18.8</td> </tr> <tr> <td>20-</td> <td>73</td> <td>10</td> <td>7.3</td> </tr> <tr> <td>30-</td> <td>27</td> <td>10</td> <td>2.7</td> </tr> <tr> <td>40-</td> <td>5</td> <td>20</td> <td>0.25</td> </tr> </tbody> </table> 	time	freq	width	f dens	0-	34	5	6.8	5-	153	5	30.6	10-	188	10	18.8	20-	73	10	7.3	30-	27	10	2.7	40-	5	20	0.25	<p>M1 for fds A1 CAO Accept any suitable unit for fd such as eg freq per 5 mins. G1 linear scales on both axes and label G1 width of bars G1 height of bars</p>	<p>5</p>
time	freq	width	f dens																												
0-	34	5	6.8																												
5-	153	5	30.6																												
10-	188	10	18.8																												
20-	73	10	7.3																												
30-	27	10	2.7																												
40-	5	20	0.25																												
<p>(ii)</p>	<p>Positive skewness</p>	<p>B1 CAO (indep)</p>	<p>1</p>																												
		<p>TOTAL</p>	<p>6</p>																												

Q 4(i)	<table border="1" style="margin-left: auto; margin-right: auto;"> <thead> <tr> <th>r</th> <th>1</th> <th>2</th> <th>3</th> <th>4</th> <th>5</th> <th>6</th> </tr> </thead> <tbody> <tr> <td>$P(X=r)$</td> <td>k</td> <td>$3k$</td> <td>$5k$</td> <td>$7k$</td> <td>$9k$</td> <td>$11k$</td> </tr> </tbody> </table> $36k = 1$, so $k = \frac{1}{36}$	r	1	2	3	4	5	6	$P(X=r)$	k	$3k$	$5k$	$7k$	$9k$	$11k$	B1 for $3k, 5k, 7k, 9k$ M1 for sum of six multiples of $k = 1$ A1 CAO MUST BE FRACTION IN SIMPLEST FORM	3
r	1	2	3	4	5	6											
$P(X=r)$	k	$3k$	$5k$	$7k$	$9k$	$11k$											
(ii)	$E(X) = 1 \times \frac{1}{36} + 2 \times \frac{3}{36} + 3 \times \frac{5}{36} + 4 \times \frac{7}{36} + 5 \times \frac{9}{36} + 6 \times \frac{11}{36} = \frac{161}{36} = 4.47$	M1 for $\sum rp$ A1 CAO	2														
(iii)	$P(X=16) = 6 \times \left(\frac{1}{6}\right)^3$ $= \frac{6}{216} = \frac{1}{36}$	M1 for $6 \times$ M1 indep for $\left(\frac{1}{6}\right)^3$ A1 CAO	3														
TOTAL			8														
Q 5(i)	$P(\text{jacket and tie}) = 0.4 \times 0.3 = 0.12$	M1 for multiplying A1 CAO	2														
(ii)		G1 for two intersecting circles labelled G1 for 0.12 and either 0.28 or 0.08 G1 for remaining probabilities <u>Note</u> FT their 0.12 provided < 0.2	3														
(iii)	(A) $P(\text{jacket or tie}) = P(J) + P(T) - P(J \cap T)$ $= 0.4 + 0.2 - 0.12 = 0.48$ OR $= 0.28 + 0.12 + 0.08 = 0.48$ (B) $P(\text{no jacket or no tie}) = 0.52 + 0.28 + 0.08 = 0.88$ OR $0.6 + 0.8 - 0.52 = 0.88$ OR $1 - 0.12 = 0.88$	B1 FT B2 FT <u>Note</u> FT their 0.12 provided < 0.2	3														
TOTAL			8														

4766

Mark Scheme

January 2007

Q 6 (i)	Median = 3370 $Q_1 = 3050$ $Q_3 = 3700$ Inter-quartile range = $3700 - 3050 = 650$	B1 B1 for Q_3 or Q_1 B1 for IQR	3
(ii)	Lower limit $3050 - 1.5 \times 650 = 2075$ Upper limit $3700 + 1.5 \times 650 = 4675$ Approx 40 babies below 2075 and 5 above 4675 so total 45	B1 B1 M1 (for either) A1	4
(iii)	Decision based on convincing argument: eg 'no, because there is nothing to suggest that they are not genuine data items and these data may influence health care provision'	E2 for convincing argument	2
(iv)	All babies below 2600 grams in weight	B2 CAO	2
(v)	(A) $X \sim B(17, 0.12)$ $P(X = 2) = \binom{17}{2} \times 0.12^2 \times 0.88^{15} = 0.2878$ (B) $P(X > 2)$ $= 1 - (0.2878 + \binom{17}{1} \times 0.12 \times 0.88^{16} + 0.88^{17})$ $= 1 - (0.2878 + 0.2638 + 0.1138) = 0.335$	M1 $\binom{17}{2} \times p^2 \times q^{15}$ M1 indep $0.12^2 \times 0.88^{15}$ A1 CAO M1 for $P(X=1) + P(X=0)$ M1 for $1 - P(X \leq 2)$ A1 CAO	3 3
(vi)	Expected number of occasions is 33.5	B1 FT	1
		TOTAL	18

Q 7 (i)	<p>(A) $P(\text{both}) = \left(\frac{2}{3}\right)^2 = \frac{4}{9}$</p> <p>(B) $P(\text{one}) = 2 \times \frac{2}{3} \times \frac{1}{3} = \frac{4}{9}$</p> <p>(C) $P(\text{neither}) = \left(\frac{1}{3}\right)^2 = \frac{1}{9}$</p>	<p>B1 CAO</p> <p>B1 CAO</p> <p>B1 CAO</p>	3
(ii)	<p>Independence necessary because otherwise, the probability of one seed germinating would change according to whether or not the other one germinates.</p> <p>May not be valid as the two seeds would have similar growing conditions eg temperature, moisture, etc.</p> <p><i>NB Allow valid alternatives</i></p>	<p>E1</p> <p>E1</p>	2
(iii)	<p>Expected number = $2 \times \frac{2}{3} = \frac{4}{3}$ (= 1.33)</p> <p>$E(X^2) = 0 \times \frac{1}{9} + 1 \times \frac{4}{9} + 4 \times \frac{4}{9} = \frac{20}{9}$</p> <p>$\text{Var}(X) = \frac{20}{9} - \left(\frac{4}{3}\right)^2 = \frac{4}{9} = 0.444$</p> <p><i>NB use of npq scores M1 for product, A1CAO</i></p>	<p>B1 FT</p> <p>M1 for $E(X^2)$</p> <p>A1 CAO</p>	3
(iv)	<p>Expect $200 \times \frac{8}{9} = 177.8$ plants</p> <p>So expect $0.85 \times 177.8 = 151$ onions</p>	<p>M1 for $200 \times \frac{8}{9}$</p> <p>M1 dep for $\times 0.85$</p> <p>A1 CAO</p>	3
(v)	<p>Let $X \sim B(18, p)$</p> <p>Let p = probability of germination (for population)</p> <p>$H_0: p = 0.90$</p> <p>$H_1: p < 0.90$</p> <p>$P(X \leq 14) = 0.0982 > 5\%$</p> <p>So not enough evidence to reject H_0</p> <p>Conclude that there is not enough evidence to indicate that the germination rate is below 90%.</p> <p>Note: use of critical region method scores</p> <p>M1 for region $\{0, 1, 2, \dots, 13\}$</p> <p>M1 for 14 does not lie in critical region then A1 E1 as per scheme</p>	<p>B1 for definition of p</p> <p>B1 for H_0</p> <p>B1 for H_1</p> <p>M1 for probability</p> <p>M1 dep for comparison</p> <p>A1</p> <p>E1 for conclusion in context</p>	7
TOTAL			18