

Write your name here

Surname

Other names

**Pearson Edexcel**  
**International**  
**Advanced Level**

Centre Number

--	--	--	--	--

Candidate Number

--	--	--	--	--

# Statistics S1

## Advanced/Advanced Subsidiary

**Sample Assessment Material**  
**Time: 1 hour 30 minutes**

Paper Reference

**WST01/01**

**You must have:**

Mathematical Formulae and Statistical Tables (Blue)

Total Marks

--

**Candidates may use any calculator allowed by the regulations of the Joint Council for Qualifications. Calculators must not have the facility for symbolic algebra manipulation, differentiation and integration, or have retrievable mathematical formulae stored in them.**

### Instructions

- Use **black** ink or ball-point pen.
- If pencil is used for diagrams/sketches/graphs it must be dark (HB or B). Coloured pencils and highlighter pens must not be used.
- **Fill in the boxes** at the top of this page with your name, centre number and candidate number.
- Answer **all** questions and ensure that your answers to parts of questions are clearly labelled.
- Answer the questions in the spaces provided  
– *there may be more space than you need.*
- You should show sufficient working to make your methods clear. Answers without working may not gain full credit.
- Values from the statistical tables should be quoted in full. When a calculator is used, the answer should be given to an appropriate degree of accuracy.

### Information

- The total mark for this paper is 75.
- The marks for **each** question are shown in brackets  
– *use this as a guide as to how much time to spend on each question.*

### Advice

- Read each question carefully before you start to answer it.
- Try to answer every question.
- Check your answers if you have time at the end.

Turn over ►

S45007A

©2013 Pearson Education Ltd.



S 4 5 0 0 7 A 0 1 2 8

**PEARSON**



**Question 1 continued**

Handwriting practice area consisting of 30 horizontal lines.

**(Total 4 marks)**

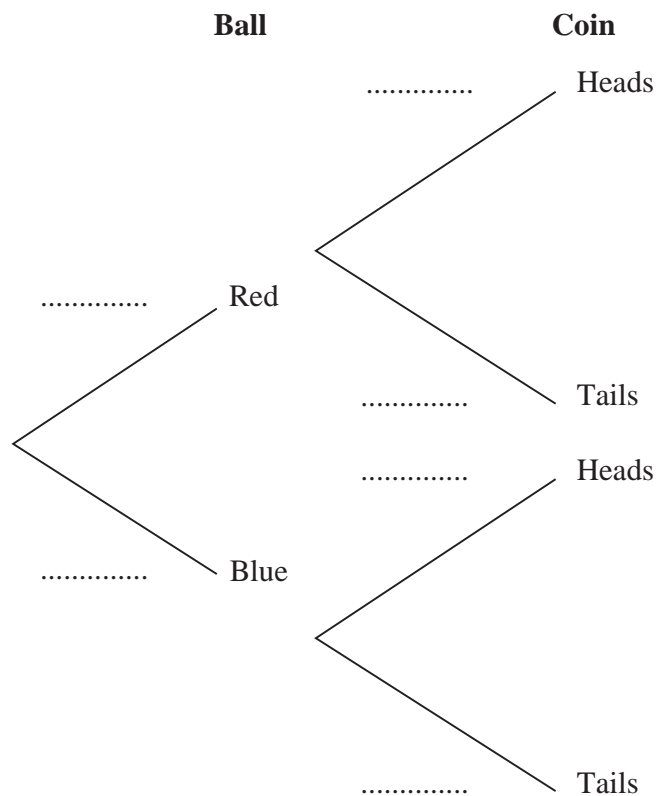
Q1

2. An experiment consists of selecting a ball from a bag and spinning a coin. The bag contains 5 red balls and 7 blue balls. A ball is selected at random from the bag, its colour is noted and then the ball is returned to the bag.

When a red ball is selected, a biased coin with probability  $\frac{2}{3}$  of landing heads is spun.

When a blue ball is selected a fair coin is spun.

- (a) Complete the tree diagram below to show the possible outcomes and associated probabilities.



(2)

Shivani selects a ball and spins the appropriate coin.

- (b) Find the probability that she obtains a head.

(2)

Given that Tom selected a ball at random and obtained a head when he spun the appropriate coin,

- (c) find the probability that Tom selected a red ball.

(3)

Shivani and Tom each repeat this experiment.

- (d) Find the probability that the colour of the ball Shivani selects is the same as the colour of the ball Tom selects.

(3)







3. The discrete random variable  $X$  has probability distribution given by

$x$	-1	0	1	2	3
$P(X = x)$	$\frac{1}{5}$	$a$	$\frac{1}{10}$	$a$	$\frac{1}{5}$

where  $a$  is a constant.

(a) Find the value of  $a$ . (2)

(b) Write down  $E(X)$ . (1)

(c) Find  $\text{Var}(X)$ . (3)

The random variable  $Y = 6 - 2X$

(d) Find  $\text{Var}(Y)$ . (2)

(e) Calculate  $P(X \geq Y)$ . (3)

---

---

---

---

---

---

---

---

---

---

---

---

---

---

---

---

---

---

---

---

---

---

---

---

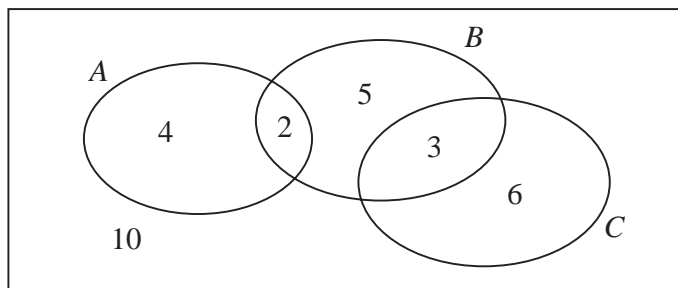








4. The Venn diagram in Figure 1 shows the number of students in a class who read any of 3 popular magazines  $A$ ,  $B$  and  $C$ .



**Figure 1**

One of these students is selected at random.

- (a) Show that the probability that the student reads more than one magazine is  $\frac{1}{6}$ . **(2)**
- (b) Find the probability that the student reads  $A$  or  $B$  (or both). **(2)**
- (c) Write down the probability that the student reads both  $A$  and  $C$ . **(1)**

Given that the student reads at least one of the magazines,

- (d) find the probability that the student reads  $C$ . **(2)**
- (e) Determine whether or not reading magazine  $B$  and reading magazine  $C$  are statistically independent. **(3)**

---

---

---

---

---

---

---

---

---

---

---

---

---

---

---

---

---

---

---

---

---

---

---

---







5. A teacher selects a random sample of 56 students and records, to the nearest hour, the time spent watching television in a particular week.

Hours	1–10	11–20	21–25	26–30	31–40	41–59
Frequency	6	15	11	13	8	3
Mid-point	5.5	15.5		28		50

- (a) Find the mid-points of the 21–25 hour and 31–40 hour groups. (2)

A histogram was drawn to represent these data. The 11–20 group was represented by a bar of width 4 cm and height 6 cm.

- (b) Find the width and height of the 26–30 group. (3)

- (c) Estimate the mean and standard deviation of the time spent watching television by these students. (5)

- (d) Use linear interpolation to estimate the median length of time spent watching television by these students. (2)

The teacher estimated the lower quartile and the upper quartile of the time spent watching television to be 15.8 and 29.3 respectively.

- (e) State, giving a reason, the skewness of these data. (2)

---

---

---

---

---

---

---

---

---

---

---

---

---

---

---

---

---

---

---

---

---









6. A travel agent sells flights to different destinations from *Beerow* airport. The distance  $d$ , measured in 100 km, of the destination from the airport and the fare  $\pounds f$  are recorded for a random sample of 6 destinations.

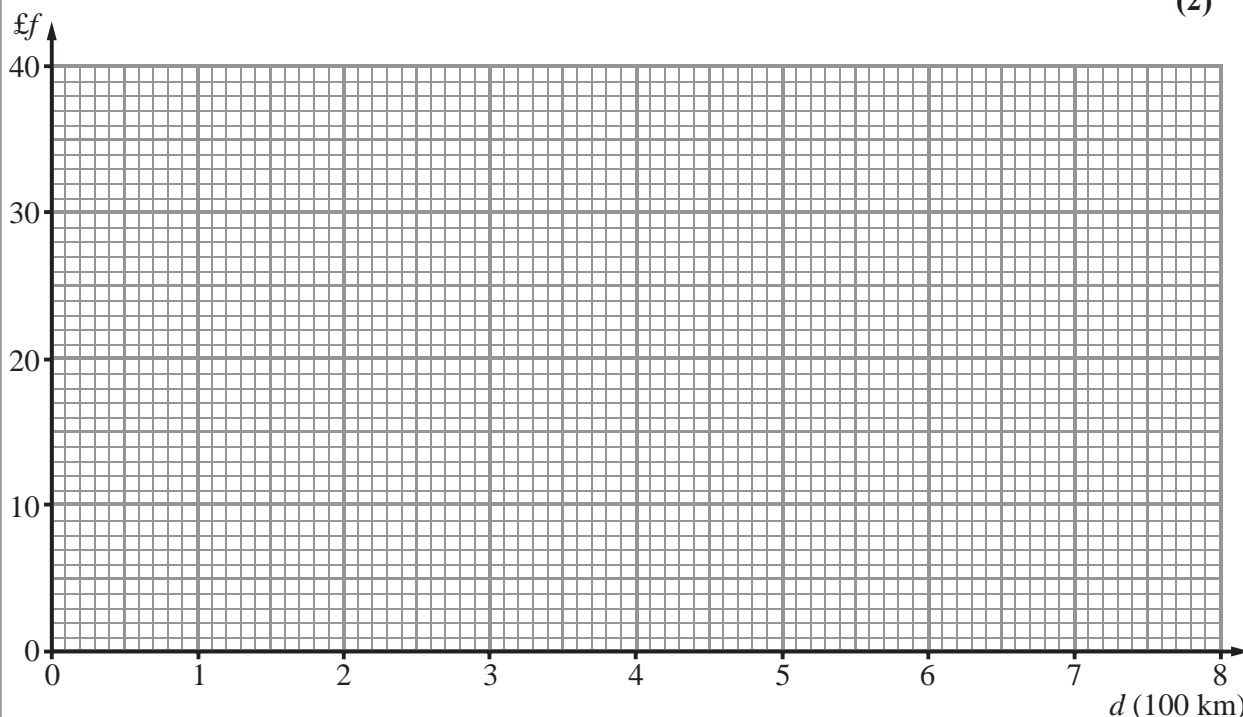
Destination	<i>A</i>	<i>B</i>	<i>C</i>	<i>D</i>	<i>E</i>	<i>F</i>
$d$	2.2	4.0	6.0	2.5	8.0	5.0
$f$	18	20	25	23	32	28

[You may use  $\sum d^2 = 152.09$   $\sum f^2 = 3686$   $\sum fd = 723.1$ ]

- (a) Using the axes below, complete a scatter diagram to illustrate this information. (2)
- (b) Explain why a linear regression model may be appropriate to describe the relationship between  $f$  and  $d$ . (1)
- (c) Calculate  $S_{dd}$  and  $S_{fd}$  (4)
- (d) Calculate the equation of the regression line of  $f$  on  $d$  giving your answer in the form  $f = a + bd$ . (4)
- (e) Give an interpretation of the value of  $b$ . (1)

Jane is planning her holiday and wishes to fly from *Beerow* airport to a destination  $t$  km away. A rival travel agent charges 5p per km.

- (f) Find the range of values of  $t$  for which the first travel agent is cheaper than the rival. (2)









7. The distances travelled to work,  $D$  km, by the employees at a large company are normally distributed with  $D \sim N(30, 8^2)$ .

(a) Find the probability that a randomly selected employee has a journey to work of more than 20 km. (3)

(b) Find the upper quartile,  $Q_3$ , of  $D$ . (3)

(c) Write down the lower quartile,  $Q_1$ , of  $D$ . (1)

An outlier is defined as any value of  $D$  such that  $D < h$  or  $D > k$  where

$$h = Q_1 - 1.5 \times (Q_3 - Q_1) \quad \text{and} \quad k = Q_3 + 1.5 \times (Q_3 - Q_1)$$

(d) Find the value of  $h$  and the value of  $k$ . (2)

An employee is selected at random.

(e) Find the probability that the distance travelled to work by this employee is an outlier. (3)

---

---

---

---

---

---

---

---

---

---

---

---

---

---

---

---

---

---

---

---

---

---

---

---

---







