

GRAPHS OF FUNCTIONS

1 Sketch and label each pair of graphs on the same set of axes showing the coordinates of any points where the graphs intersect. Write down the equations of any asymptotes.

a $y = x^2$ and $y = x^3$

b $y = x^2$ and $y = x^4$

c $y = \frac{1}{x}$ and $y = \frac{1}{x^2}$

d $y = x$ and $y = \sqrt{x}$

e $y = x^2$ and $y = 3x^2$

f $y = \frac{1}{x}$ and $y = \frac{2}{x}$

2 $f(x) = (x - 1)(x - 3)(x - 4)$.

a Find $f(0)$.

b Write down the solutions of the equation $f(x) = 0$.

c Sketch the curve $y = f(x)$.

3 Sketch each graph showing the coordinates of any points of intersection with the coordinate axes.

a $y = (x + 1)(x - 1)(x - 3)$

b $y = 2x(x - 1)(x - 5)$

c $y = -(x + 2)(x + 1)(x - 2)$

d $y = x^2(x - 4)$

e $y = 3x(2 + x)(1 - x)$

f $y = (x + 2)(x - 1)^2$

4 **a** Factorise fully $x^3 + 6x^2 + 9x$.

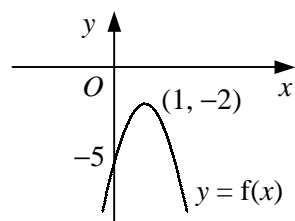
b Hence, sketch the curve $y = x^3 + 6x^2 + 9x$, showing the coordinates of any points where the curve meets the coordinate axes.

5 Given that the constants p and q are such that $p > q > 0$, sketch each of the following graphs showing the coordinates of any points of intersection with the coordinate axes.

a $y = (x - p)(x - q)^2$

b $y = (x - p)(x^2 - q^2)$

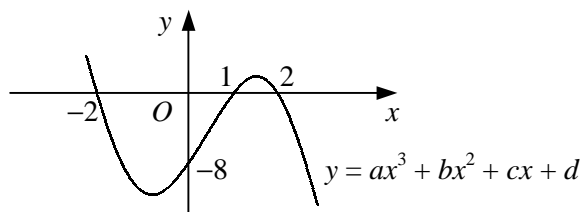
6



The diagram shows the curve with equation $y = f(x)$ which has a turning point at $(1, -2)$ and crosses the y -axis at the point $(0, -5)$.

Given that $f(x)$ is a quadratic function, find an expression for $f(x)$.

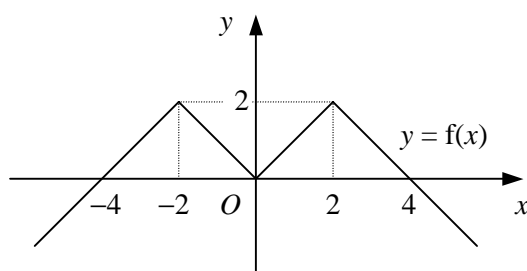
7



The diagram shows the curve with equation $y = ax^3 + bx^2 + cx + d$.

Given that the curve crosses the y -axis at the point $(0, -8)$ and crosses the x -axis at the points $(-2, 0)$, $(1, 0)$ and $(2, 0)$, find the values of the constants a , b , c and d .

8



The diagram shows the graph of $y = f(x)$.

Use the graph to write down the number of solutions that exist to each of the following equations.

a $f(x) = 1$ **b** $f(x) = 3$ **c** $f(x) = -1$ **d** $f(x) = 0$

- 9** **a** Sketch on the same set of axes the graphs of $y = x^2$ and $y = 1 - 2x$.
b Hence state the number of roots that the equation $x^2 + 2x - 1 = 0$ has and give a reason for your answer.
- 10** **a** Find the coordinates of the turning point of the curve $y = x^2 + 2x - 3$.
b By sketching two suitable graphs on the same set of axes, show that the equation
- $$x^2 + 2x - 3 - \frac{1}{x} = 0$$
- has one positive and two negative real roots.

- 11** Show that the line $y = x - 3$ is a tangent to the curve $y = x^2 - 5x + 6$.

- 12** **a** Solve the simultaneous equations

$$y = 3x + 7$$

$$y = x^2 + 5x + 8$$

- b** Hence, describe the geometrical relationship between the straight line $y = 3x + 7$ and the curve $y = x^2 + 5x + 8$.

- 13** **a** Find the coordinates of the points where the straight line $y = x + 6$ meets the curve $y = x^3 - 4x^2 + x + 6$.

- b** Given that

$$x^3 - 4x^2 + x + 6 \equiv (x + 1)(x - 2)(x - 3),$$

sketch the straight line $y = x + 6$ and the curve $y = x^3 - 4x^2 + x + 6$ on the same diagram, showing the coordinates of the points where the curve crosses the coordinate axes.

- 14** Find the value of the constant k such that the straight line with equation $y = 3x + k$ is a tangent to the curve with equation $y = 2x^2 - 5x + 1$.
- 15** Find the set of values of the constant a for which the line $y = 2 - 5x$ intersects the curve $y = x^2 + ax + 18$ at two points.
- 16** The curve C has the equation $y = x^2 - 2x + 6$.
- a** Find the values of p for which the line $y = px + p$ is a tangent to the curve C .
b Prove that there are no real values of q for which the line $y = qx + 7$ is a tangent to the curve C .