



SPECIMEN MATERIAL

Please write clearly, in block capitals.

Centre number

--	--	--	--	--

Candidate number

--	--	--	--

Surname

Forename(s)

Candidate signature

AS

FURTHER MATHEMATICS

Paper 2 – Discrete

Exam Date

Morning

Time allowed: 1 hour 30 minutes

Materials

For this paper you must have:

- You must ensure you have the other optional question paper/answer booklet for which you are entered (**either** Mechanics **or** Statistics). You will have 1 hour 30 minutes to complete both papers.
- The AQA booklet of formulae and statistical tables.
- You may use a graphics calculator.

Instructions

- Use black ink or black ball-point pen. Pencil should be used for drawing.
- Answer **all** questions.
- You must answer each question in the space provided for that question. If you require extra space, use an AQA supplementary answer book; do **not** use the space provided for a different question.
- Do not write outside the box around each page.
- Show all necessary working; otherwise marks for method may be lost.
- Do all rough work in this book. Cross through any work that you do not want to be marked.

Information

- The marks for questions are shown in brackets.
- The maximum mark for this paper is 40.

Advice

Unless stated otherwise, you may quote formulae, without proof, from the booklet.

You do not necessarily need to use all the space provided.

Answer **all** questions in the spaces provided.

1 A graph has 5 vertices and 6 edges.

Find the sum of the degrees of the vertices.

Circle your answer.

[1 mark]

10

11

12

15

2 A connected planar graph has x vertices and $2x - 4$ edges.

Find the number of faces of the planar graph in terms of x .

Circle your answer.

[1 mark]

$x - 6$

$x - 2$

$6 - x$

$2 - x$

3 The function $\min(a, b)$ is defined by:

$$\begin{aligned}\min(a, b) &= a, a < b \\ &= b, \text{otherwise}\end{aligned}$$

For example, $\min(7, 2) = 2$ and $\min(-4, 6) = -4$.

Gary claims that the binary operation Δ , which is defined as

$$x \Delta y = \min(x, y - 3)$$

where x and y are real numbers, is associative as finding the smallest number is not affected by the order of operation.

Disprove Gary's claim.

[2 marks]

Turn over for the next question

Turn over ▶

- 4 A communications company is conducting a feasibility study into the installation of underground television cables between 5 neighbouring districts.

The length of the possible pathways for the television cables between each pair of districts, in miles, is shown in the table.

The pathways all run alongside cycle tracks.

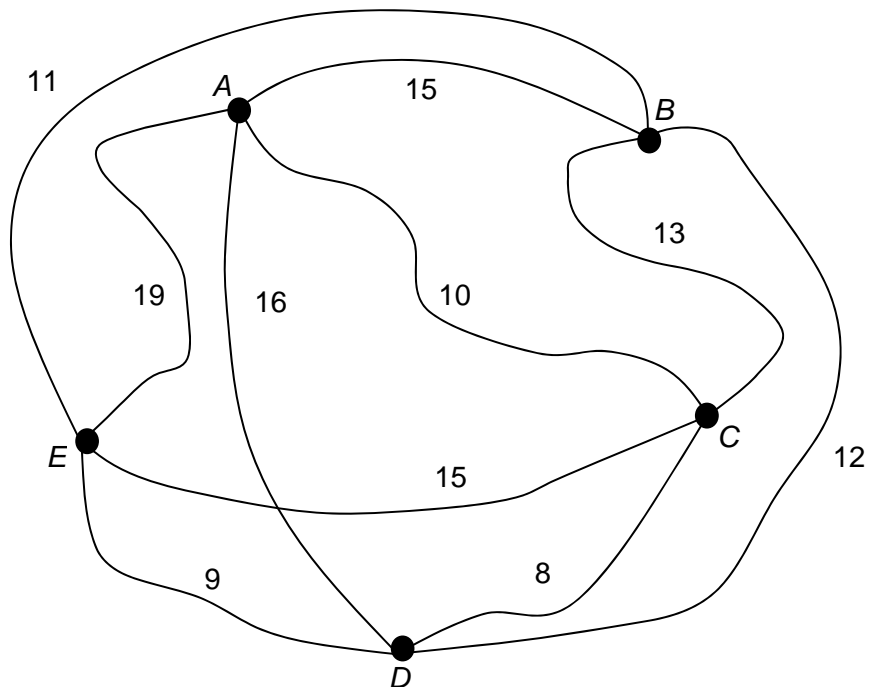
	Billinge	Garswood	Haydock	Orrell	Up Holland
Billinge	-	2.5	***	4.3	4.8
Garswood	2.5	-	3.1	***	5.9
Haydock	***	3.1	-	6.7	7.8
Orrell	4.3	***	6.7	-	2.1
Up Holland	4.8	5.9	7.8	2.1	-

- 4 (a) Give a possible reason, in context, why some of the table entries are labelled as ***.

[1 mark]

- 5 Charlotte is visiting a city and plans to visit its five monuments: *A*, *B*, *C*, *D* and *E*.

The network shows the time, in minutes, that a typical tourist would take to walk between the monuments on a busy weekday morning.



Charlotte intends to walk from one monument to another until she has visited them all, before returning to her starting place.

- 5 (a) Use the nearest neighbour algorithm, starting from *A*, to find an upper bound for the minimum time for Charlotte's tour.

[2 marks]

-
- 5 (b) By deleting vertex B , find a lower bound for the minimum time for Charlotte's tour. [3 marks]

- 5 (c) Charlotte wants to complete the tour in 52 minutes. Use your answers to parts (a) and (b) to comment on whether this could be possible. [1 mark]

- 5 (d) Charlotte takes 58 minutes to complete the tour. Evaluate your answers to part (a) and part (b) given this information. [1 mark]

- 5 (e) Explain how this model for a typical tourist's tour may not be applicable if the tourist walked between the monuments during the evening. [1 mark]

- 6 Victoria and Albert play a zero-sum game. The game is represented by the following pay-off matrix for Victoria.

		Albert		
		<i>X</i>	<i>Y</i>	<i>Z</i>
Victoria	<i>P</i>	3	-1	1
	<i>Q</i>	-2	0	1
	<i>R</i>	4	-1	-1

- 6 (a) Find the play-safe strategies for each player.

[3 marks]

- 6 (b) State, with a reason, the strategy that Albert should never play.

[1 mark]

6 (c) (i) Determine an optimal mixed strategy for Victoria.

[5 marks]

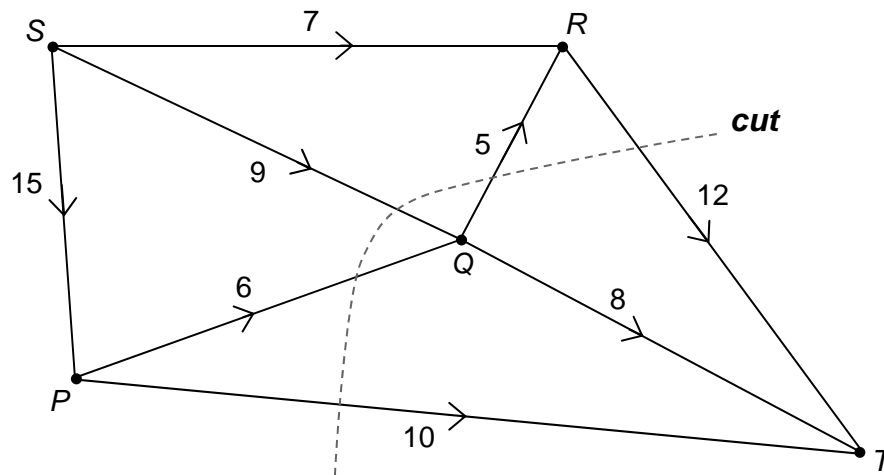
6 (c) (ii) Find the value of the game for Victoria.

[1 mark]

6 (c) (iii) State an assumption that must be made in order that your answer for part **(c)(ii)** is the maximum expected pay-off that Victoria can achieve.

[1 mark]

- 7 The network shows a system of pipes, where S is the source and T is the sink. The capacity, in litres per second, of each pipe is shown on each arc. The cut shown in the diagram can be represented as $\{S, P, R\}, \{Q, T\}$.



- 7 (a) Complete the table below to give the value of each of the 8 possible cuts.

[1 mark]

Cut		Value
$\{S\}$	$\{P, Q, R, T\}$	31
$\{S, P\}$	$\{Q, R, T\}$	32
$\{S, Q\}$	$\{P, R, T\}$	
$\{S, R\}$	$\{P, Q, T\}$	
$\{S, P, Q\}$	$\{R, T\}$	30
$\{S, P, R\}$	$\{Q, T\}$	37
$\{S, Q, R\}$	$\{P, T\}$	35
$\{S, P, Q, R\}$	$\{T\}$	30

7 (b) State the value of the maximum flow through the network.

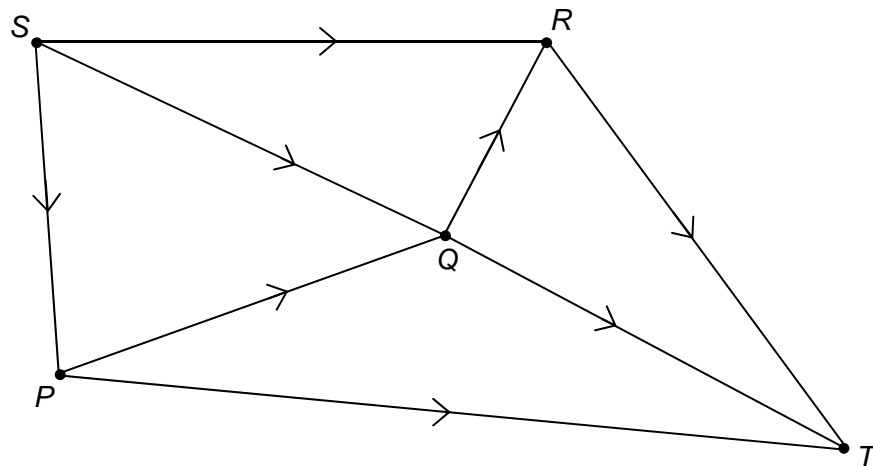
Give a reason for your answer.


[1 mark]

7 (c) Indicate on **Figure 1** a possible flow along each arc, corresponding to the maximum flow through the network.

[2 marks]

Figure 1





END OF QUESTIONS