



**ADVANCED GCE
MATHEMATICS (MEI)**

Mechanics 4

WEDNESDAY 18 JUNE 2008

4764/01

Morning

Time: 1 hour 30 minutes

Additional materials (enclosed): None

Additional materials (required):

Answer Booklet (8 pages)

Graph paper

MEI Examination Formulae and Tables (MF2)

INSTRUCTIONS TO CANDIDATES

- Write your name in capital letters, your Centre Number and Candidate Number in the spaces provided on the Answer Booklet.
- Read each question carefully and make sure you know what you have to do before starting your answer.
- Answer **all** the questions.
- You are permitted to use a graphical calculator in this paper.
- Final answers should be given to a degree of accuracy appropriate to the context.
- The acceleration due to gravity is denoted by $g \text{ m s}^{-2}$. Unless otherwise instructed, when a numerical value is needed, use $g = 9.8$.

INFORMATION FOR CANDIDATES

- The number of marks is given in brackets [] at the end of each question or part question.
- The total number of marks for this paper is **72**.
- You are advised that an answer may receive **no marks** unless you show sufficient detail of the working to indicate that a correct method is being used.

This document consists of **4** printed pages.

Section A (24 marks)

- 1 A rocket in deep space starts from rest and moves in a straight line. The initial mass of the rocket is m_0 and the propulsion system ejects matter at a constant mass rate k with constant speed u relative to the rocket. At time t the speed of the rocket is v .
- (i) Show that while mass is being ejected from the rocket, $(m_0 - kt) \frac{dv}{dt} = uk$. [5]
- (ii) Hence find an expression for v in terms of t . [4]
- (iii) Find the speed of the rocket when its mass is $\frac{1}{3}m_0$. [3]
- 2 A car of mass m kg starts from rest at a point O and moves along a straight horizontal road. The resultant force in the direction of motion has power P watts, given by $P = m(k^2 - v^2)$, where v m s⁻¹ is the velocity of the car and k is a positive constant. The displacement from O in the direction of motion is x m.
- (i) Show that $\left(\frac{k^2}{k^2 - v^2} - 1\right) \frac{dv}{dx} = 1$, and hence find x in terms of v and k . [9]
- (ii) How far does the car travel before reaching 90% of its terminal velocity? [3]

Section B (48 marks)

- 3 A circular disc of radius a m has mass per unit area ρ kg m⁻² given by $\rho = k(a + r)$, where r m is the distance from the centre and k is a positive constant. The disc can rotate freely about an axis perpendicular to it and through its centre.
- (i) Show that the mass, M kg, of the disc is given by $M = \frac{5}{3}k\pi a^3$, and show that the moment of inertia, I kg m², about this axis is given by $I = \frac{27}{50}Ma^2$. [9]

For the rest of this question, take $M = 64$ and $a = 0.625$.

The disc is at rest when it is given a tangential impulsive blow of 50 N s at a point on its circumference.

- (ii) Find the angular speed of the disc. [4]

The disc is then accelerated by a constant couple reaching an angular speed of 30 rad s⁻¹ in 20 seconds.

- (iii) Calculate the magnitude of this couple. [3]

When the angular speed is 30 rad s⁻¹, the couple is removed and brakes are applied to bring the disc to rest. The effect of the brakes is modelled by a resistive couple of $3\dot{\theta}$ N m, where $\dot{\theta}$ is the angular speed of the disc in rad s⁻¹.

- (iv) Formulate a differential equation for $\dot{\theta}$ and hence find $\dot{\theta}$ in terms of t , the time in seconds from when the brakes are first applied. [7]
- (v) By reference to your expression for $\dot{\theta}$, give a brief criticism of this model for the effect of the brakes. [1]

- 4 A uniform smooth pulley can rotate freely about its axis, which is fixed and horizontal. A light elastic string AB is attached to the pulley at the end B. The end A is attached to a fixed point such that the string is vertical and is initially at its natural length with B at the same horizontal level as the axis. In this position a particle P is attached to the highest point of the pulley. This initial position is shown in Fig. 4.1.

The radius of the pulley is a , the mass of P is m and the stiffness of the string AB is $\frac{mg}{10a}$.

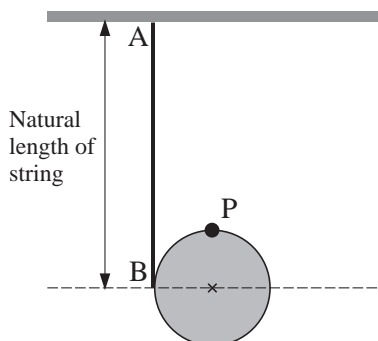


Fig. 4.1

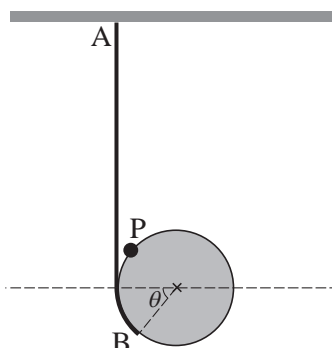


Fig. 4.2

- (i) Fig. 4.2 shows the system with the pulley rotated through an angle θ and the string stretched. Write down the extension of the string and hence find the potential energy, V , of the system in this position. Show that $\frac{dV}{d\theta} = mga\left(\frac{1}{10}\theta - \sin\theta\right)$. [6]
- (ii) Hence deduce that the system has a position of unstable equilibrium at $\theta = 0$. [6]
- (iii) Explain how your expression for V relies on smooth contact between the string and the pulley. [2]

Fig. 4.3 shows the graph of the function $f(\theta) = \frac{1}{10}\theta - \sin\theta$.

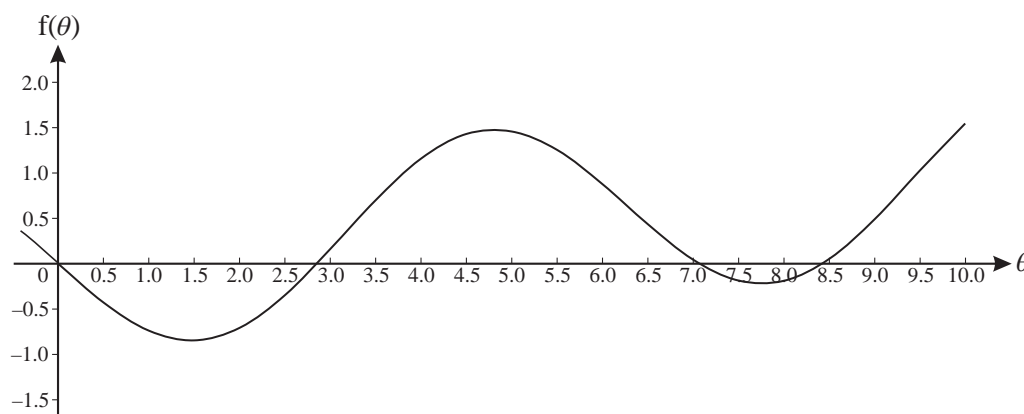


Fig. 4.3

- (iv) Use the graph to give rough estimates of three further values of θ (other than $\theta = 0$) which give positions of equilibrium. In each case, state with reasons whether the equilibrium is stable or unstable. [6]
- (v) Show on a sketch the physical situation corresponding to the least value of θ you identified in part (iv). On your sketch, mark clearly the positions of P and B. [2]
- (vi) The equation $f(\theta) = 0$ has another root at $\theta \approx -2.9$. Explain, with justification, whether this necessarily gives a position of equilibrium. [2]