

# Mark Scheme (Results) Summer 2010

GCE

## GCE Mechanics M2 (6678/01)

Edexcel is one of the leading examining and awarding bodies in the UK and throughout the world. We provide a wide range of qualifications including academic, vocational, occupational and specific programmes for employers.

Through a network of UK and overseas offices, Edexcel's centres receive the support they need to help them deliver their education and training programmes to learners.

For further information, please call our GCE line on 0844 576 0025, our GCSE team on 0844 576 0027, or visit our website at [www.edexcel.com](http://www.edexcel.com).

If you have any subject specific questions about the content of this Mark Scheme that require the help of a subject specialist, you may find our **Ask The Expert** email service helpful.

Ask The Expert can be accessed online at the following link:

<http://www.edexcel.com/Aboutus/contact-us/>

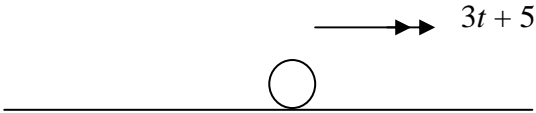
Summer 2010

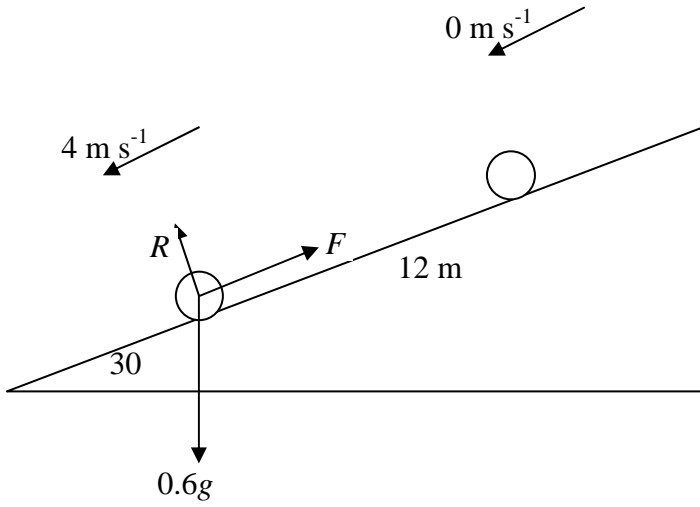
Publications Code UA024472

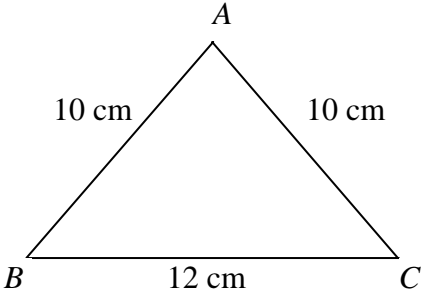
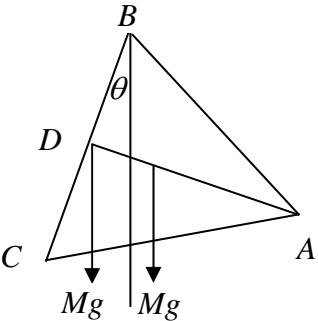
All the material in this publication is copyright

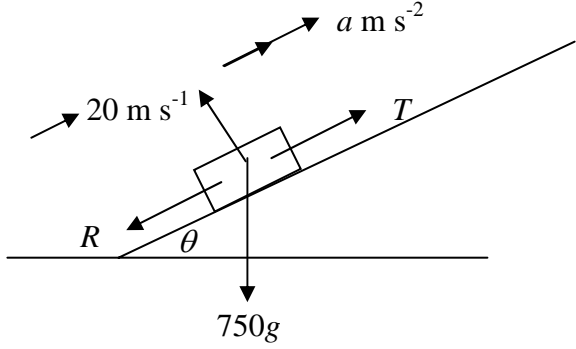
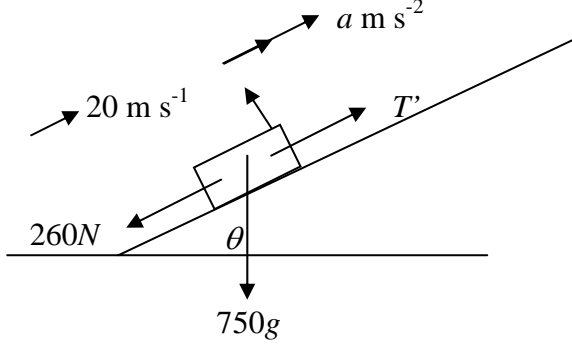
© Edexcel Ltd 2010

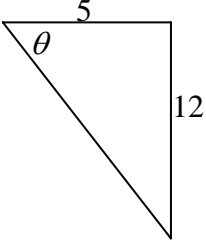
Summer 2010  
Mechanics M2 6678  
Mark Scheme

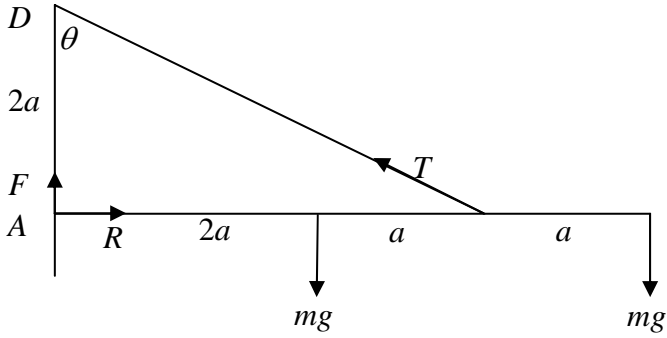
Question Number	Scheme	Marks
Q1	<div style="text-align: center;">  </div> $\frac{dv}{dt} = 3t + 5$ $v = \int (3t + 5) dt$ $v = \frac{3}{2}t^2 + 5t \quad (+c)$ $t = 0 \quad v = 2 \Rightarrow c = 2$ $v = \frac{3}{2}t^2 + 5t + 2$ $t = T \quad 6 = \frac{3}{2}T^2 + 5T + 2$ $12 = 3T^2 + 10T + 4$ $3T^2 + 10T - 8 = 0$ $(3T - 2)(T + 4) = 0$ $T = \frac{2}{3} \quad (T = -4)$ $\therefore T = \frac{2}{3} \quad (\text{or } 0.67)$	<p>M1*</p> <p>A1</p> <p>B1</p> <p>DM1*</p> <p>M1</p> <p>A1</p> <p style="text-align: right;">[6]</p>

Question Number	Scheme	Marks
Q2	 <p>(a) K.E. gained = <math>\frac{1}{2} \times 0.6 \times 4^2</math>  P.E. lost = <math>0.6 \times g \times (12 \sin 30)</math>  Change in energy = P.E. lost - K.E. gained  <math>= 0.6 \times g \times 12 \sin 30 - \frac{1}{2} \times 0.6 \times 4^2</math>  <math>= 30.48</math>  Work done against friction = 30 or 30.5 J</p>	M1 A1 A1 A1 (4)
(b)	$R (\uparrow) \quad R = 0.6g \cos 30$ $F = \frac{30.48}{12}$ $F = \mu R$ $\mu = \frac{30.48}{12 \times 0.6g \cos 30}$ $\mu = 0.4987$ $\mu = 0.499 \text{ or } 0.50$	B1 B1ft M1 A1 (4) [8]

Question Number	Scheme					Marks
Q3						
(a)		AB	AC	BC	frame	
	mass ratio	10	10	12	32	B1
	dist. from BC	4	4	0	$\bar{x}$	B1
	<p>Moments about BC:</p> $10 \times 4 + 10 \times 4 + 0 = 32\bar{x}$ $\bar{x} = \frac{80}{32}$ $\bar{x} = 2\frac{1}{2} \quad (2.5)$					<p>M1 A1</p> <p>A1 (5)</p>
(b)	 <p>Moments about B:</p> $Mg \times 6 \sin \theta = Mg \times (\bar{x} \cos \theta - 6 \sin \theta)$ $12 \sin \theta = \bar{x} \cos \theta$ $\tan \theta = \frac{\bar{x}}{12}$ $\theta = 11.768\dots = 11.8^\circ$ <p><b>Alternative method :</b>  C of M of loaded frame at distance <math>\frac{1}{2}\bar{x}</math> from D along DA</p> $\tan \theta = \frac{\frac{1}{2}\bar{x}}{6}$ $\theta = 11.768\dots = 11.8^\circ$					<p>M1 A1 A1</p> <p>A1 (4)</p> <p>B1</p> <p>M1 A1</p> <p>A1</p> <p>[9]</p>

Question Number	Scheme	Marks
Q4	 <p>(a)</p> $T = \frac{15000}{20} = 750$ <p>R(parallel to road) <math>T = R + 750g \sin \theta</math></p> $R = 750 - 750 \times 9.8 \times \frac{1}{15}$ $R = 260 *$	<p>M1</p> <p>M1 A1</p> <p>A1 (4)</p>
(b)	 <p>(b)</p> $T' = \frac{18000}{20} = 900$ $T' - 260 - 750g \times \sin \theta = 750a$ $a = \frac{900 - 260 - 750 \times 9.8 \times \frac{1}{15}}{750}$ $a = 0.2$	<p>M1</p> <p>M1 A1</p> <p>A1 (4)</p> <p>[8]</p>

Question Number	Scheme	Marks
Q5 (a)	$\mathbf{I} = m\mathbf{v} - m\mathbf{u}$ $= 0.5 \times 20\mathbf{i} - 0.5(10\mathbf{i} + 24\mathbf{j})$ $= 5\mathbf{i} - 12\mathbf{j}$ $ 5\mathbf{i} - 12\mathbf{j}  = 13 \text{ Ns}$	M1 A1 M1 A1 (4)
(b)	 $\tan \theta = \frac{12}{5}$ $\theta = 67.38$ $\theta = 67.4^\circ$	M1 A1 (2)
(c)	$\text{K.E. lost} = \frac{1}{2} \times 0.5(10^2 + 24^2) - \frac{1}{2} \times 0.5 \times 20^2$ $= 69 \text{ J}$	M1 A1 A1 (3) [9]

Question Number	Scheme	Marks
Q6	 <p>(a)</p> $\text{M(A)} \quad 3a \times T \cos \theta = 2amg + 4amg$ $\cos \theta = \left( \frac{2}{\sqrt{9+4}} \right) \frac{2}{\sqrt{13}}$ $\frac{6}{\sqrt{13}} T = 6mg$ $T = mg\sqrt{13} \quad *$	<p>M1 A1 A1 B1</p> <p>A1 (5)</p>
(b)	$3a \times T \times \cos \theta = 2amg + 4aMg$ $T = \frac{(2mg + 4Mg)}{6} \sqrt{13} \leq 2mg\sqrt{13}$ $mg + 2Mg < 6mg$ $M \leq \frac{5}{2}m \quad *$	<p>M1 A1</p> <p>A1 (3)</p> <p>cso</p> <p>[8]</p>



Question Number	Scheme	Marks
Q7 (a)	Vertical motion: $v^2 = u^2 + 2as$ $(40 \sin \theta)^2 = 2 \times g \times 12$ $(\sin \theta)^2 = \frac{2 \times g \times 12}{40^2}$ $\theta = 22.54 = 22.5^\circ$ (accept 23)	M1 A1  A1 (3)
(b)	Vert motion $P \rightarrow R$ : $s = ut + \frac{1}{2}at^2$ $-36 = 40 \sin \theta t - \frac{g}{2}t^2$ $\frac{g}{2}t^2 - 40 \sin \theta t - 36 = 0$ $t = \frac{40 \sin 22.54 \pm \sqrt{(40 \sin 22.54)^2 + 4 \times 4.9 \times 36}}{9.8}$ $t = 4.694\dots$  Horizontal P to R: $s = 40 \cos \theta t$ $= 173 \text{ m}$ (or 170 m)	M1 A1 A1  A1  M1 A1 (6)
(c)	Using Energy: $\frac{1}{2}mv^2 - \frac{1}{2}m \times 40^2 = m \times g \times 36$ $v^2 = 2(9.8 \times 36 + \frac{1}{2} \times 40^2)$ $v = 48.0\dots$ $v = 48 \text{ m s}^{-1}$ (accept 48.0)	M1 A1   A1 (3)  [12]

Question Number	Scheme	Marks
<p>Q8</p> <p>(a)</p> <p>(i)</p> <p>(ii)</p>	<p>Con. of Mom: <math>3mu - mu = 3mv + mw</math>  <math>2u = 3v + w</math> (1)</p> <p>N.L.R: <math>\frac{1}{2}(u + u) = w - v</math>  <math>u = w - v</math> (2)</p> <p>(1) - (2)  <math>u = 4v</math>  <math>v = \frac{1}{4}u</math></p> <p>In (2)  <math>u = w - \frac{1}{4}u</math>  <math>w = \frac{5}{4}u</math></p>	<p>M1# A1  M1# A1  DM1# A1  A1 (7)</p>
<p>(b)</p>	<p>B to wall: N.L.R: <math>\frac{5}{4}u \times \frac{2}{5} = V</math>  <math>V = \frac{1}{2}u</math></p>	<p>M1  A1ft (2)</p>
<p>(c)</p>	<p>B to wall: <math>\text{time} = 4a \div \frac{5}{4}u = \frac{16a}{5u}</math></p> <p>Dist. Travelled by A = <math>\frac{1}{4}u \times \frac{16a}{5u} = \frac{4}{5}a</math></p> <p>In <math>t</math> secs, A travels <math>\frac{1}{4}ut</math>, B travels <math>\frac{1}{2}ut</math></p> <p>Collide when speed of approach = <math>\frac{1}{2}ut + \frac{1}{4}ut</math>, distance to cover = <math>4a - \frac{4}{5}a</math></p> <p><math>\therefore t = \frac{4a - \frac{4}{5}a}{\frac{3}{4}u} = \frac{16a}{5} \times \frac{4}{3u} = \frac{64a}{15u}</math></p> <p>Total time = <math>\frac{16a}{5u} + \frac{64a}{15u} = \frac{112a}{15u}</math> *</p>	<p>B1ft  B1ft  M1\$  DM1\$ A1  A1 (6)</p> <p>15</p>



Further copies of this publication are available from  
Edexcel Publications, Adamsway, Mansfield, Notts, NG18 4FN

Telephone 01623 467467  
Fax 01623 450481

Email [publications@linneydirect.com](mailto:publications@linneydirect.com)

Order Code UA024472 Summer 2010

For more information on Edexcel qualifications, please visit [www.edexcel.com/quals](http://www.edexcel.com/quals)

Edexcel Limited. Registered in England and Wales no.4496750  
Registered Office: One90 High Holborn, London, WC1V 7BH