

Write your name here

Surname

Other names

**Pearson Edexcel**  
**International**  
**Advanced Level**

Centre Number

--	--	--	--	--

Candidate Number

--	--	--	--

# Mechanics M2

## Advanced/Advanced Subsidiary

Friday 17 June 2016 – Afternoon

**Time: 1 hour 30 minutes**

Paper Reference

**WME02/01****You must have:**

Mathematical Formulae and Statistical Tables (Blue)

Total Marks

--

**Candidates may use any calculator allowed by the regulations of the Joint Council for Qualifications. Calculators must not have the facility for symbolic algebra manipulation, differentiation and integration, or have retrievable mathematical formulae stored in them.**

**Instructions**

- Use **black** ink or ball-point pen.
- If pencil is used for diagrams/sketches/graphs it must be dark (HB or B). Coloured pencils and highlighter pens must not be used.
- **Fill in the boxes** at the top of this page with your name, centre number and candidate number.
- Answer **all** questions and ensure that your answers to parts of questions are clearly labelled.
- Answer the questions in the spaces provided  
– *there may be more space than you need.*
- You should show sufficient working to make your methods clear. Answers without working may not gain full credit.
- Whenever a numerical value of  $g$  is required, take  $g = 9.8 \text{ m s}^{-2}$ , and give your answer to either two significant figures or three significant figures.
- When a calculator is used, the answer should be given to an appropriate degree of accuracy.

**Information**

- The total mark for this paper is 75.
- The marks for **each** question are shown in brackets  
– *use this as a guide as to how much time to spend on each question.*

**Advice**

- Read each question carefully before you start to answer it.
- Try to answer every question.
- Check your answers if you have time at the end.

Turn over ►

P46706A

©2016 Pearson Education Ltd.

1/1/1/


**PEARSON**



2. A truck of mass 1800 kg is moving along a straight horizontal road. The engine of the truck is working at a constant rate of 10 kW. The non-gravitational resistance to motion is modelled as a constant force of magnitude  $R$  newtons. At the instant when the truck is moving with speed  $15 \text{ m s}^{-1}$ , the acceleration of the truck is  $0.25 \text{ m s}^{-2}$ .

(a) Find the value of  $R$ .

(4)

The truck now moves up a straight road at a constant speed  $V \text{ m s}^{-1}$ . The road is inclined at an angle  $\theta$  to the horizontal, where  $\sin \theta = \frac{1}{14}$ . The non-gravitational resistance to motion is now modelled as a constant force of magnitude  $30V$  newtons. The engine of the truck is now working at a constant rate of 12 kW.

(b) Find the value of  $V$ .

(6)

---

---

---

---

---

---

---

---

---

---

---

---

---

---

---

---

---

---

---

---

---

---

---

---

---

DO NOT WRITE IN THIS AREA

DO NOT WRITE IN THIS AREA

DO NOT WRITE IN THIS AREA





3.

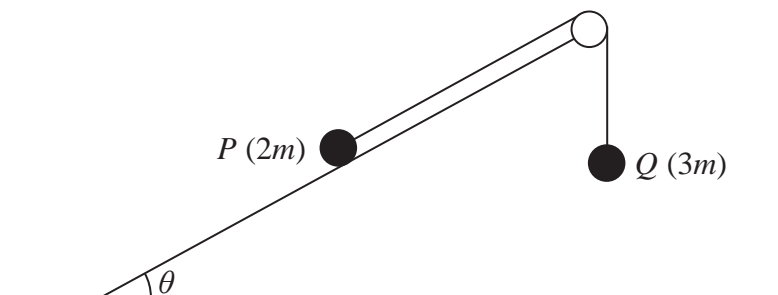


Figure 1

Two particles  $P$  and  $Q$ , of mass  $2m$  and  $3m$  respectively, are connected by a light inextensible string. Initially  $P$  is held at rest on a fixed rough plane inclined at  $\theta$  to the horizontal ground, where  $\sin \theta = \frac{2}{5}$ . The string passes over a small smooth pulley fixed at the top of the plane. The particle  $Q$  hangs freely below the pulley, as shown in Figure 1. The part of the string from  $P$  to the pulley lies along a line of greatest slope of the plane. At time  $t = 0$  the system is released from rest with the string taut. When  $P$  moves the friction between  $P$  and the plane is modelled as a constant force of magnitude  $\frac{3}{5}mg$ . At the instant when each particle has moved a distance  $d$ , they are both moving with speed  $v$ , particle  $P$  has not reached the pulley and  $Q$  has not reached the ground.

(a) Show that the total potential energy lost by the system when each particle has moved a distance  $d$  is  $\frac{11}{5}mgd$ . (3)

(b) Use the work-energy principle to find  $v^2$  in terms of  $g$  and  $d$ . (4)

When  $t = T$  seconds,  $d = 1.5$  m.

(c) Find the value of  $T$ . (2)

---

---

---

---

---

---

---

---

---

---

---

---

---

---

---

---

DO NOT WRITE IN THIS AREA

DO NOT WRITE IN THIS AREA

DO NOT WRITE IN THIS AREA





4.

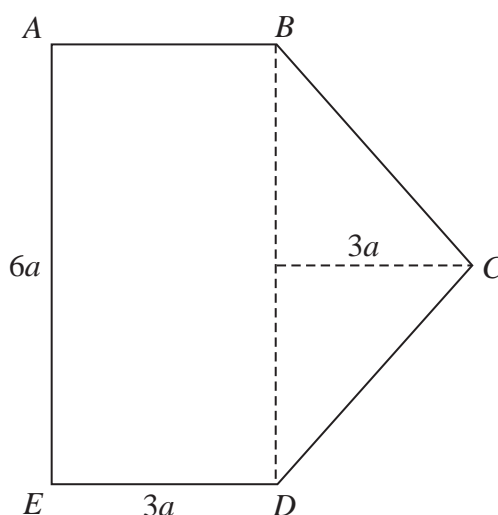


Figure 2

The uniform lamina  $ABCDE$  is made by joining a rectangular lamina  $ABDE$  to a triangular lamina  $BCD$  along the edge  $BD$ . The rectangle has length  $6a$  and width  $3a$ . The triangle is isosceles, with  $BC = CD$ , and the distance from  $C$  to  $BD$  is  $3a$ , as shown in Figure 2.

- (a) Find the distance of the centre of mass of the lamina,  $ABCDE$ , from  $AE$ . (5)

The lamina  $ABCDE$  is freely suspended from  $A$ . A horizontal force of magnitude  $F$  newtons is applied to the lamina at  $D$ . The line of action of the force lies in the vertical plane containing the lamina. The lamina is in equilibrium with  $AE$  vertical. The mass of the lamina is  $4$  kg.

- (b) Find the magnitude of the force exerted on the lamina at  $A$ . (5)

---

---

---

---

---

---

---

---

---

---

---

---

---

---

---

---

---

---

---

---

---

---

---

---

---

---

---

---

DO NOT WRITE IN THIS AREA

DO NOT WRITE IN THIS AREA

DO NOT WRITE IN THIS AREA







5.

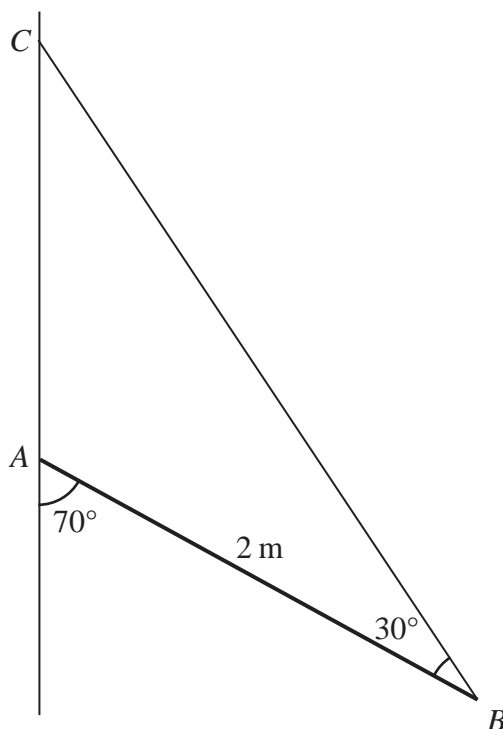


Figure 3

A uniform rod  $AB$  has mass  $6\text{ kg}$  and length  $2\text{ m}$ . The end  $A$  of the rod rests against a rough vertical wall. One end of a light string is attached to the rod at  $B$ . The other end of the string is attached to the wall at  $C$ , which is vertically above  $A$ . The angle between the rod and the string is  $30^\circ$  and the angle between the rod and the wall is  $70^\circ$ , as shown in Figure 3. The rod is in a vertical plane perpendicular to the wall and rests in limiting equilibrium.

Find

- (a) the tension in the string, (4)
- (b) the coefficient of friction between the rod and the wall, (5)
- (c) the direction of the force exerted on the rod by the wall at  $A$ . (2)

---

---

---

---

---

---

---

---

DO NOT WRITE IN THIS AREA

DO NOT WRITE IN THIS AREA

DO NOT WRITE IN THIS AREA



Leave blank

**Question 5 continued**

DO NOT WRITE IN THIS AREA

DO NOT WRITE IN THIS AREA

DO NOT WRITE IN THIS AREA

Lined writing area for the answer to Question 5.



6. [In this question the unit vectors  $\mathbf{i}$  and  $\mathbf{j}$  are in a vertical plane,  $\mathbf{i}$  being horizontal and  $\mathbf{j}$  being vertically upwards.]

At  $t = 0$  a particle  $P$  is projected from a fixed point  $O$  with velocity  $(7\mathbf{i} + 7\sqrt{3}\mathbf{j}) \text{ m s}^{-1}$ . The particle moves freely under gravity. The position vector of a point on the path of  $P$  is  $(x\mathbf{i} + y\mathbf{j}) \text{ m}$  relative to  $O$ .

- (a) Show that

$$y = \sqrt{3}x - \frac{g}{98}x^2 \tag{5}$$

- (b) Find the direction of motion of  $P$  when it passes through the point on the path where  $x = 20$  (4)

At time  $T$  seconds  $P$  passes through the point with position vector  $(2\lambda\mathbf{i} + \lambda\mathbf{j}) \text{ m}$  where  $\lambda$  is a positive constant.

- (c) Find the value of  $T$ . (4)

---

---

---

---

---

---

---

---

---

---

---

---

---

---

---

---

---

---

---

---

---

---

---

---

---

---

DO NOT WRITE IN THIS AREA  
DO NOT WRITE IN THIS AREA  
DO NOT WRITE IN THIS AREA







