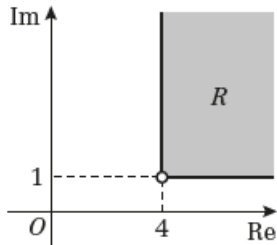
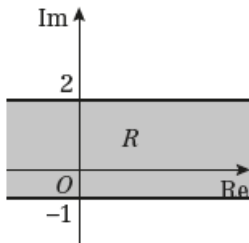


Exercise 4D

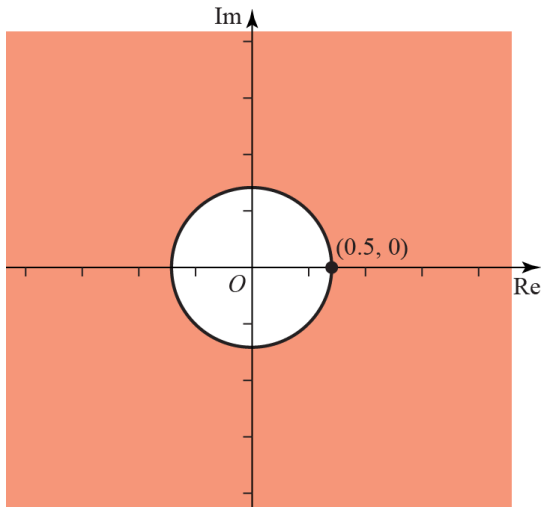
- 1 a The initial half-line goes through $z = 4 + i$ and satisfies $\arg(z) = 0$ so the line is parallel to the real axis. The terminal half-line goes through z and satisfies $\arg(z) = \frac{\pi}{2}$, so it's perpendicular to the real axis. Because the inequalities are not strict, the half-lines are included in the region. Thus:



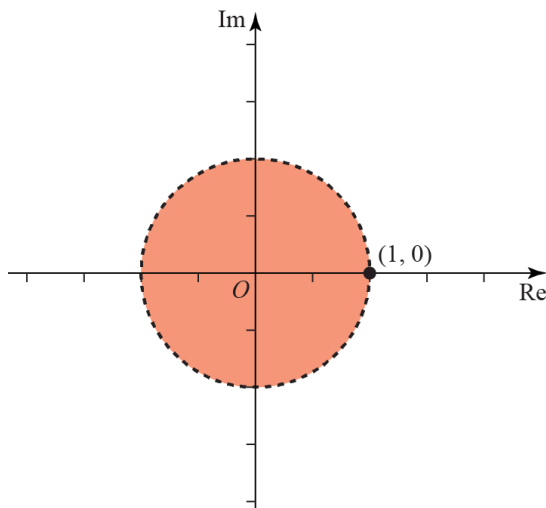
- b $-1 \leq \text{Im}(z) \leq 2$ describes two lines limiting the possible range of imaginary parts of z . The inequalities are not strict, so the half-lines are included in the region. Thus:



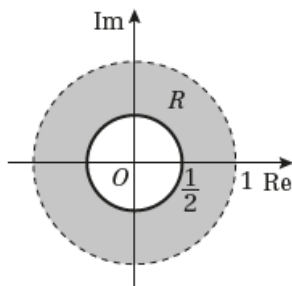
- 1 c $\frac{1}{2} \leq |z| < 1$. Each of these inequalities describes a circle centred at $(0,0)$. $\frac{1}{2} \leq |z|$ gives the region outside of the circle centred at $(0,0)$ with radius $r = \frac{1}{2}$, including the circle.



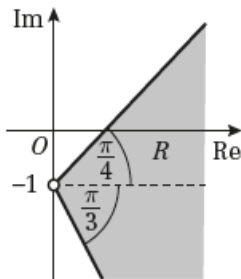
The second inequality, $|z| < 1$, describes the region inside the circle centred at $(0,0)$ with radius $r = 1$ but excluding the circle itself, since the inequality is strict.



Thus the region described by $\frac{1}{2} \leq |z| < 1$ is the following:

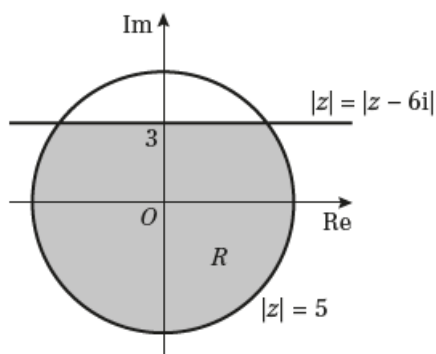


- 1 d $-\frac{\pi}{3} \leq \arg(z+i) \leq \frac{\pi}{4}$ describes the region between and including two half-lines. The initial one goes through $z = -i$ and satisfies $\arg(z+i) \leq -\frac{\pi}{3}$. The terminal half-line also goes through $z = -i$ and satisfies $\arg(z+i) \leq \frac{\pi}{4}$.



where $\sphericalangle BAC = \frac{\pi}{4}$ and $\sphericalangle CAD = \frac{\pi}{3}$

2



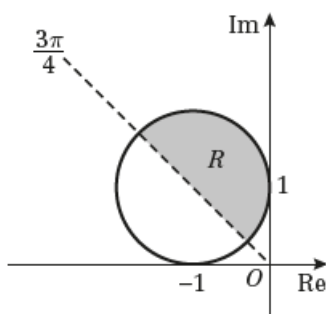
$$|z| \leq 5$$

$$|z| \leq |z - 6i|$$

$|z| = 5$ represents a circle centre $(0, 0)$, radius 5

$|z| = |z - 6i|$ represents a perpendicular bisector of the line joining $(0, 0)$, to $(0, 6)$ and has the equation $y = 3$.

- 3 $|z+1-i| \leq 1$ $|z-(-1+i)| \leq 1$



Inside of a circle centre $(-1, 1)$ radius 1

$\arg z = \frac{3\pi}{4}$ is a half-line with equation $y = -x$, which goes through the centre of the circle, $(-1, 1)$.

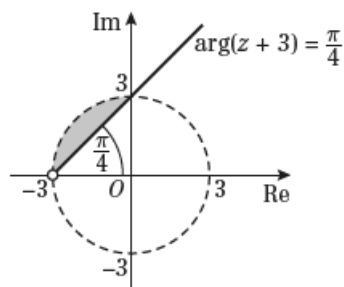
$$4 \quad |z| \leq 3 \text{ and } \frac{\pi}{4} \leq \arg(z+3) \leq \pi$$

$|z|=3$ represents a circle centre $(0, 0)$ radius 3.

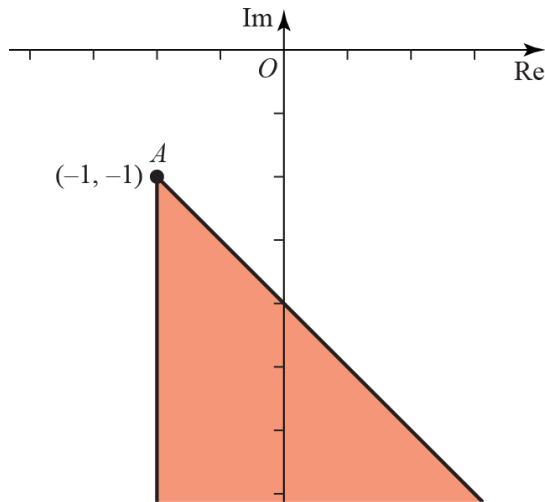
$\arg(z+3) = \frac{\pi}{4}$ is a half-line with equation $y-0=1(x+3) \Rightarrow y=x+3, x > 0$.

Note it passes through the points $(-3, 0)$ and $(0, 3)$.

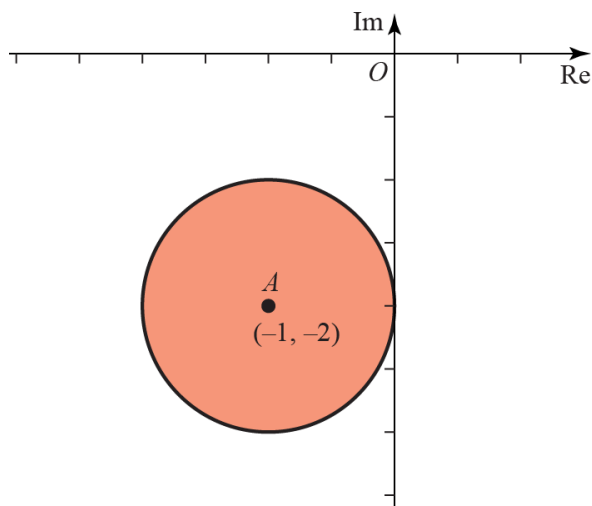
$\arg(z+3) = \pi$ is a half-line with equation $y=0, x < -3$.



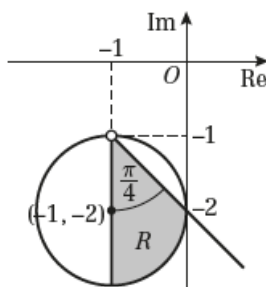
- 5 a The first region, $\left\{z \in \mathbb{R} : -\frac{\pi}{2} \leq \arg(z+1+i) \leq -\frac{\pi}{4}\right\}$, describes all numbers lying between the two half-lines going through $z = -1 - i$. The inequalities are not strict, so the half-lines are included in the region. The initial half-line satisfies $-\frac{\pi}{2} \leq \arg(z+1+i)$. The terminal half-line satisfies $\arg(z+1+i) \leq -\frac{\pi}{4}$. Thus we have



The second region, $\{z \in \mathbb{R} : |z+1+2i| \leq 1\}$, describes the inside of the circle centred at $(-1, -2)$ with radius $r = 1$ and includes the circle itself:



Thus the region inside both of the regions described above is as follows



- 5 b The first region describes a circle but we need to algebraically work out its radius and centre. To that end, represent z in real and imaginary parts and square both sides:

$$z = x + yi$$

$$2|z - 6| \leq |z - 3|$$

$$2|x - 6 + yi| \leq |x - 3 + yi|$$

$$2\sqrt{(x-6)^2 + y^2} \leq \sqrt{(x-3)^2 + y^2}$$

$$4[(x-6)^2 + y^2] \leq (x-3)^2 + y^2$$

$$4[x^2 - 12x + 36 + y^2] \leq (x-3)^2 + y^2$$

$$4x^2 - 48x + 144 + 4y^2 \leq x^2 - 6x + 9 + y^2$$

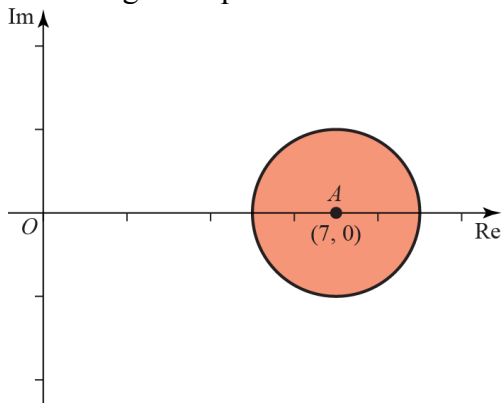
$$3x^2 - 42x + 3y^2 + 135 \leq 0$$

$$x^2 - 14x + y^2 + 45 \leq 0$$

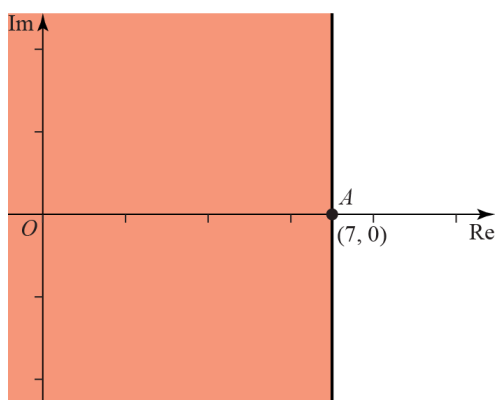
$$(x-7)^2 - 49 + y^2 + 45 \leq 0$$

$$(x-7)^2 + y^2 \leq 4$$

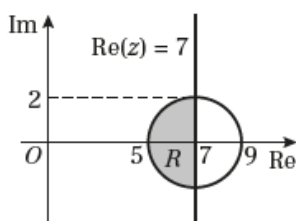
So the region required is that inside and including the circle centred at $(7,0)$ with radius 2:



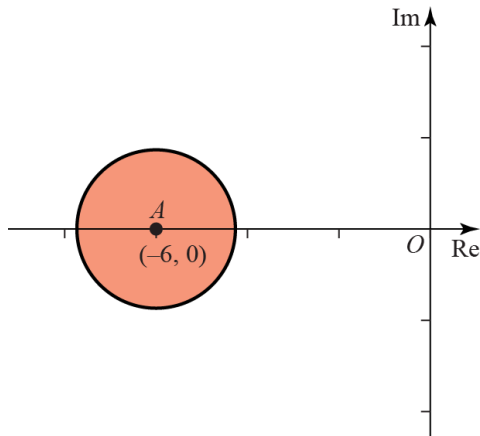
Now, the second region describes all complex numbers whose real part is less than or equal to 7:



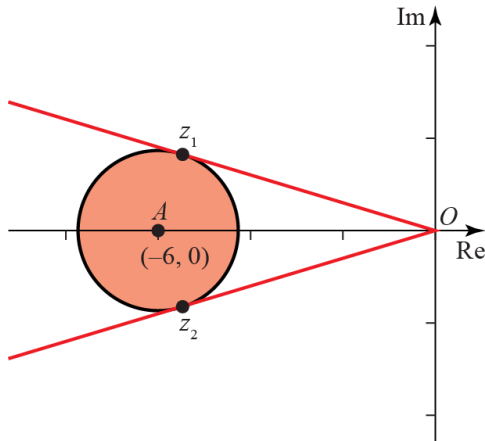
Numbers lying in both of these regions simultaneously are shown on the diagram below:



- 6 a The region $|z + 6| \leq 3$ describes the inside of the circle centred at $(-6, 0)$ with radius $r = 3$ and includes the circle itself:



- b Numbers z satisfying $|z + 6| \leq 3$ lie in the region shaded above. The numbers with smallest and largest argument lie on the intersections of lines going through the origin and tangential to the circle:



Since $\sphericalangle AZ_1O = \frac{\pi}{2}$, we know that $\sin \theta = \frac{3}{6} = \frac{1}{2}$ where $\theta = Z_1\hat{O}A$.

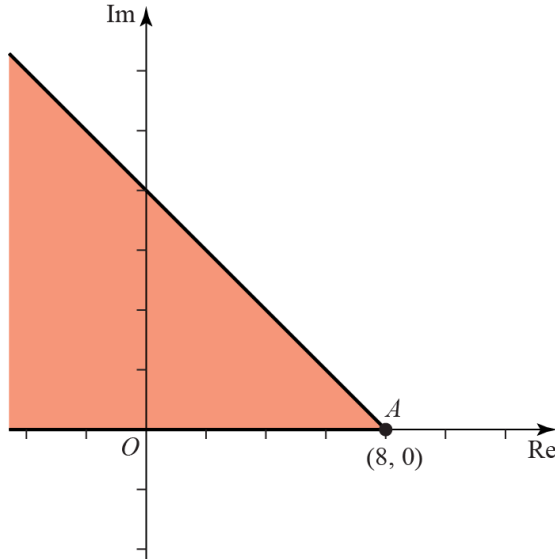
Hence $\theta = \frac{\pi}{6}$, and $\arg(z_1) = \pi - \frac{\pi}{6} = \frac{5\pi}{6}$.

By symmetry, $\arg(z_2) = \arg(z_1) + 2\theta = \frac{7\pi}{6}$

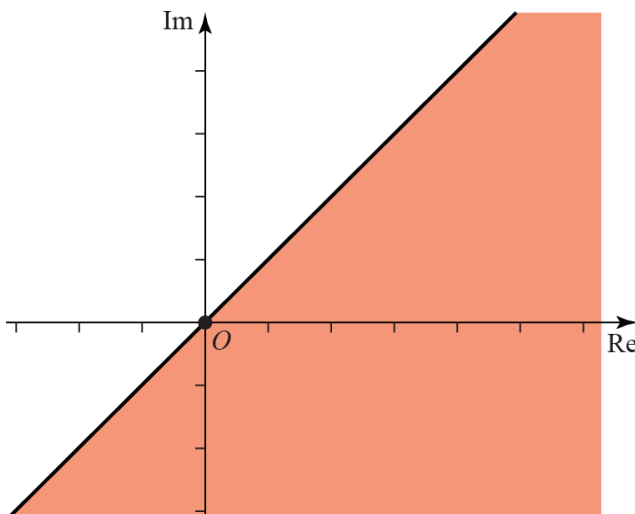
Thus for any z satisfying $|z + 6| \leq 3$ we have $\frac{5\pi}{6} \leq \arg(z) \leq \frac{7\pi}{6}$

- 7 a $\frac{3\pi}{4} \leq \arg(z-8) \leq \pi$ describes the region between and including two half-lines going through $(8,0)$. The initial half-line satisfies $\frac{3\pi}{4} = \arg(z-8)$ and the terminal one satisfies $\arg(z-8) = \pi$.

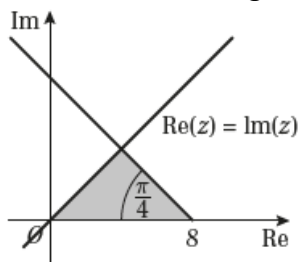
Thus:



$\text{Im}(z) \leq \text{Re}(z)$ describes numbers whose imaginary part is less than or equal to their real part:



Numbers that belong to both these regions are shown on the diagram below:



- b The two lines above intersect at $(4,4)$ creating a triangle with height $h = 4$ and base $a = 8$. Thus the area of that region is $\text{Area} = \frac{1}{2} \times 8 \times 4 = 16$.

- 8 a $\{z: |z-3+2i| \geq \sqrt{2}|z-1|\}$ describes a circle and we need to algebraically find its centre and radius. Write $z = x + iy$:

$$|x-3+2i+iy| \geq \sqrt{2}|x-1+iy|$$

$$\sqrt{(x-3)^2 + (2+y)^2} \geq \sqrt{2} \cdot \sqrt{(x-1)^2 + y^2}$$

$$x^2 - 6x + 9 + 4 + 4y + y^2 \geq 2x^2 - 4x + 2 + 2y^2$$

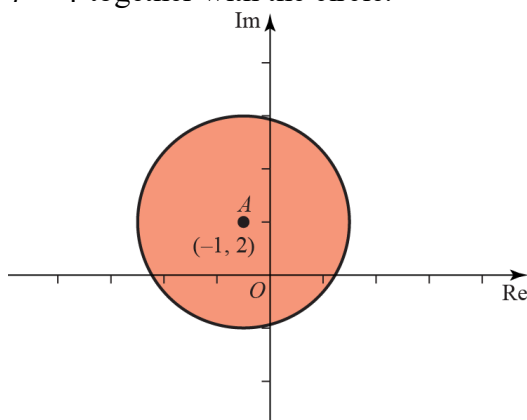
$$x^2 + 2x + y^2 - 4y - 11 \leq 0$$

Complete the squares:

$$(x+1)^2 - 1 + (y-2)^2 - 4 - 11 \leq 0$$

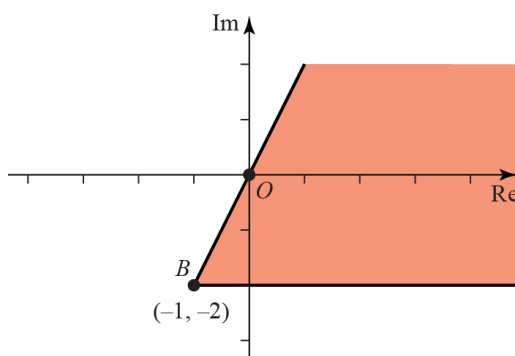
$$(x+1)^2 + (y-2)^2 \leq 16$$

So the region described by this equation is the inside of the circle centred at $(-1, 2)$ with radius $r = 4$ together with the circle.

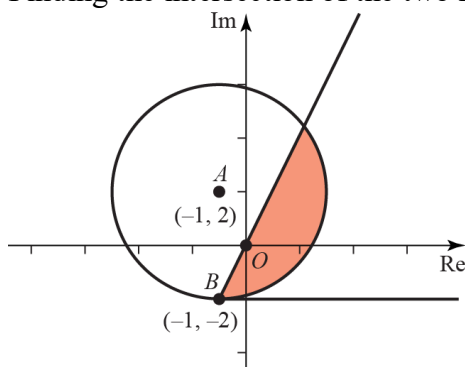


$\{z: 0 \leq \arg(z+1+2i) \leq \frac{\pi}{3}\}$ describes the region between and including the two half-lines going through $z = -1 - 2i$. The initial line satisfies $\arg(z+1+2i) = 0$, so it is parallel to the real axis.

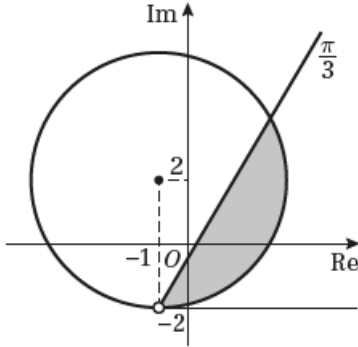
The terminal line satisfies $\arg(z+1+2i) = \frac{\pi}{3}$:



Finding the intersection of the two regions gives:



8 b To find the area of the shaded region we first need to find the angle $\widehat{CAB} = \theta$.



Since $\widehat{DBO} = \frac{\pi}{3}$ and $\widehat{DBA} = \frac{\pi}{2}$, we have that $\widehat{OBA} = \frac{\pi}{6}$. Since the triangle ABC is isosceles,

$\widehat{BCA} = \frac{\pi}{6}$ as well and therefore $\widehat{CAB} = \frac{2\pi}{3}$. Thus the area can be calculated as

$$\text{Area} = \frac{r^2}{2}(\theta - \sin \theta) = \frac{16}{2} \left(\frac{2\pi}{3} - \frac{\sqrt{3}}{2} \right) = \frac{16\pi}{3} - 4\sqrt{3}.$$

c The point with the largest imaginary value lies where the line BO intersects the circle, i.e. point C . Line BO satisfies $y = 2x$. Substituting this into the equation of the circle gives:

$$x^2 + 2x + 4x^2 - 8x - 11 = 0$$

$$5x^2 - 6x - 11 = 0$$

$$5(x+1)\left(x - \frac{11}{5}\right) = 0$$

The point with $x = -1$ is represented by B , so we are interested in the point with $x = \frac{11}{5}$ and $y = \frac{22}{5}$.

Thus the maximum value of $\text{Im}(z) = \frac{22}{5}$

Challenge

We want to find the region defined by $\{z \in \mathbb{R} : 6 \leq \operatorname{Re}((2-3i)z) < 12\}$. Write $z = x + iy$. Then:

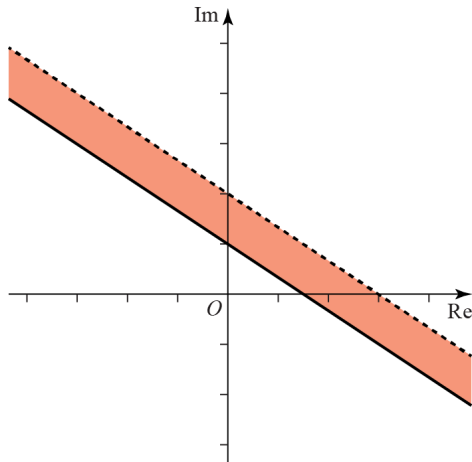
$$6 \leq \operatorname{Re}((2-3i)(x+iy)) < 12$$

$$6 \leq \operatorname{Re}(2x+3y+i(2y-3x)) < 12$$

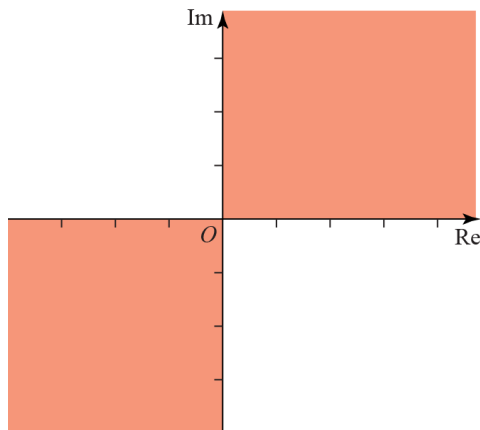
$$6 \leq 2x+3y < 12$$

So the initial line is described by $6 \leq 2 \operatorname{Re}(z) + 3 \operatorname{Im}(z)$. Rearranging we get

$\operatorname{Im}(z) \geq 2 - \frac{2}{3} \operatorname{Re}(z)$. Note that the inequality is not strict, so the line will be included in the region. Similarly, for the other inequality we get $\operatorname{Im}(z) < 4 - \frac{2}{3} \operatorname{Re}(z)$. Here the inequality is strict, so the line will not be included in the region:



$\{z \in \mathbb{R} : (\operatorname{Re} z)(\operatorname{Im} z) \geq 0\}$. For a product of two numbers to be positive, they both need to be positive, or both need to be negative. Hence this region looks as follows:



Since the inequality is not strict, both axes are included in the region.

The intersection of the two regions is as follows:

