



ADVANCED GCE
MATHEMATICS
 Decision Mathematics 2

4737

Candidates answer on the Answer Booklet

OCR Supplied Materials:

- 8 page Answer Booklet
- Graph paper
- Insert for Questions 5 and 6 (inserted)
- List of Formulae (MF1)

Other Materials Required:

- Scientific or graphical calculator

Wednesday 9 June 2010
Afternoon

Duration: 1 hour 30 minutes



INSTRUCTIONS TO CANDIDATES

- Write your name clearly in capital letters, your Centre Number and Candidate Number in the spaces provided on the Answer Booklet.
- Use black ink. Pencil may be used for graphs and diagrams only.
- Read each question carefully and make sure that you know what you have to do before starting your answer.
- Answer **all** the questions.
- Do **not** write in the bar codes.
- There is an **insert** for use in Questions **5** and **6**.
- Give non-exact numerical answers correct to 3 significant figures unless a different degree of accuracy is specified in the question or is clearly appropriate.
- You are permitted to use a graphical calculator in this paper.

INFORMATION FOR CANDIDATES

- The number of marks is given in brackets [] at the end of each question or part question.
- **You are reminded of the need for clear presentation in your answers.**
- The total number of marks for this paper is **72**.
- This document consists of **8** pages. Any blank pages are indicated.

- 1 The famous fictional detective Agatha Parrot is investigating a murder. She has identified six suspects: Mrs Lemon (L), Prof Mulberry (M), Mr Nutmeg (N), Miss Olive (O), Capt Peach (P) and Rev Quince (Q). The table shows the weapons that could have been used by each suspect.

		Suspect					
		L	M	N	O	P	Q
Axe handle	A		✓	✓			✓
Broomstick	B		✓		✓		
Drainpipe	D	✓		✓			
Fence post	F			✓	✓		
Golf club	G	✓				✓	✓
Hammer	H	✓			✓	✓	

- (i) Draw a bipartite graph to represent this information. Put the weapons on the left-hand side and the suspects on the right-hand side. [1]

Agatha Parrot is convinced that all six suspects were involved, and that each used a different weapon. She originally thinks that the axe handle was used by Prof Mulberry, the broomstick by Miss Olive, the drainpipe by Mrs Lemon, the fence post by Mr Nutmeg and the golf club by Capt Peach. However, this would leave the hammer for Rev Quince, which is not a possible pairing.

- (ii) Draw a second bipartite graph to show this incomplete matching. [1]
- (iii) Construct the shortest possible alternating path from H to Q and hence find a complete matching. Write down which suspect used each weapon. [2]
- (iv) Find a different complete matching in which none of the suspects used the same weapon as in the matching from part (iii). [2]

- 2 In an investigation into a burglary, Agatha has five suspects who were all known to have been near the scene of the crime, each at a different time of the day. She collects evidence from witnesses and draws up a table showing the number of witnesses claiming sight of each suspect near the scene of the crime at each possible time.

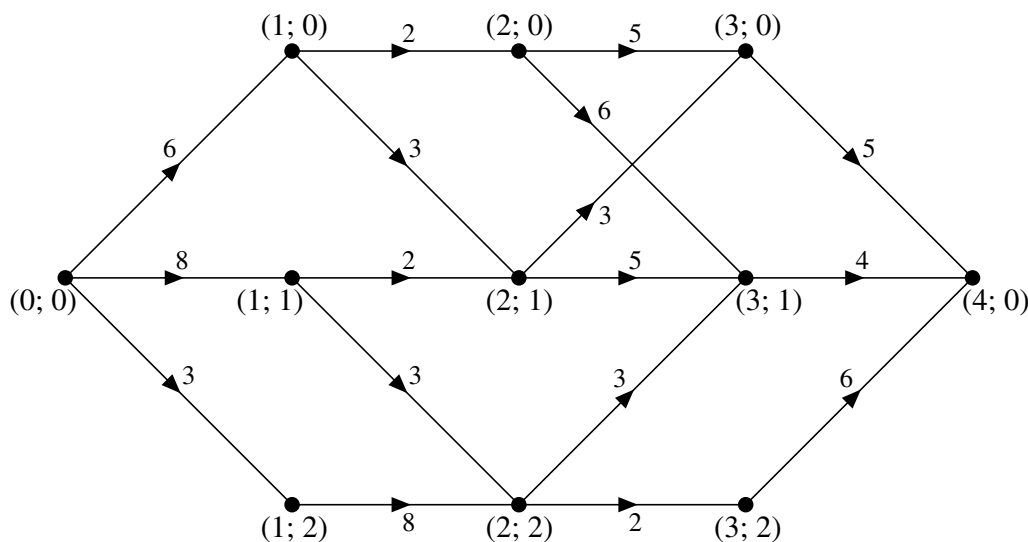
		Time				
		1 pm	2 pm	3 pm	4 pm	5 pm
Suspect	Mrs Rowan <i>R</i>	3	4	2	7	1
	Dr Silverbirch <i>S</i>	5	10	6	6	6
	Mr Thorn <i>T</i>	4	7	3	5	3
	Ms Willow <i>W</i>	6	8	4	8	3
	Sgt Yew <i>Y</i>	8	8	7	4	3

- (i) Use the Hungarian algorithm on a suitably modified table, reducing rows first, to find the matchings for which the total number of claimed sightings is maximised. Show your working clearly. Write down the resulting matchings between the suspects and the times. [9]

Further enquiries show that the burglary took place at 5 pm, and that Dr Silverbirch was not the burglar.

- (ii) Who should Agatha suspect? [1]

- 3 (i) Set up a dynamic programming tabulation to find the minimum weight route from (0; 0) to (4; 0) on the following directed network.



Give the route and its total weight. [9]

- (ii) Explain carefully how the route is obtained directly from the values in the table, without referring to the network. [2]

- 4 Euan and Wai Mai play a zero-sum game. Each is trying to maximise the total number of points that they score in many repeats of the game. The table shows the number of points that Euan scores for each combination of strategies.

		Wai Mai		
		<i>X</i>	<i>Y</i>	<i>Z</i>
Euan	<i>A</i>	2	-5	3
	<i>B</i>	-1	-3	4
	<i>C</i>	3	-5	2
	<i>D</i>	3	-2	-1

- (i) Explain what the term ‘zero-sum game’ means. [1]
- (ii) How many points does Wai Mai score if she chooses *X* and Euan chooses *A*? [1]
- (iii) Why should Wai Mai never choose strategy *Z*? [2]
- (iv) Delete the column for *Z* and find the play-safe strategy for Euan and the play-safe strategy for Wai Mai on the table that remains. Is the resulting game stable or not? State how you know. [4]

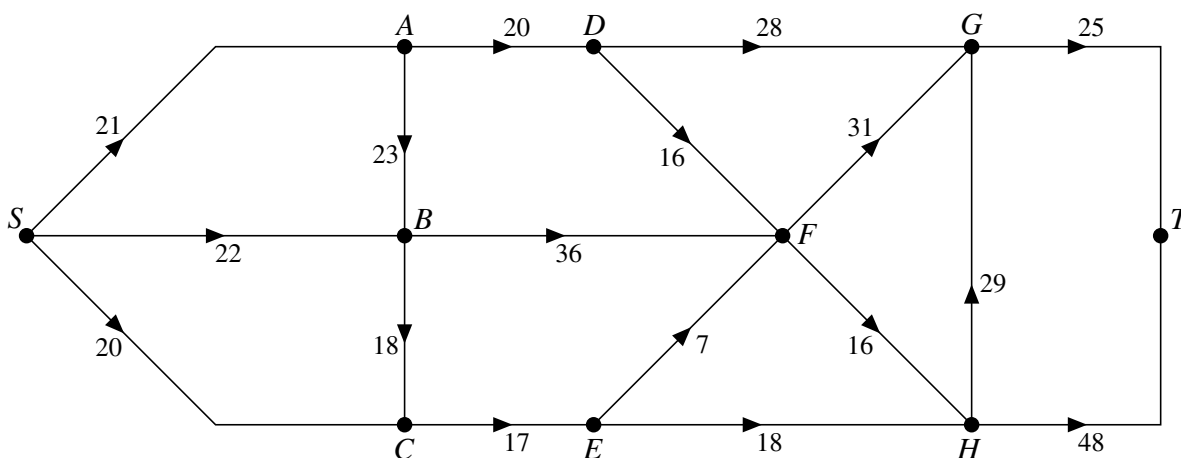
The value 3 in the cell corresponding to Euan choosing *D* and Wai Mai choosing *X* is changed to -5; otherwise the table is unchanged.

Wai Mai decides that she will choose her strategy by making a random choice between *X* and *Y*, choosing *X* with probability p and *Y* with probability $1 - p$.

- (v) Write down and simplify an expression for the expected score for Wai Mai when Euan chooses each of his four strategies. [3]
- (vi) Using graph paper, draw a graph showing Wai Mai’s expected score against p for each of Euan’s four strategies and hence calculate the optimum value of p . [4]

5 Answer this question on the insert provided.

The network represents a system of irrigation channels along which water can flow. The weights on the arcs represent the maximum flow in litres per second.



(i) Calculate the capacity of the cut that separates $\{S, B, C, E\}$ from $\{A, D, F, G, H, T\}$. [2]

(ii) Explain why neither arc SC nor arc BC can be full to capacity. Explain why the arcs EF and EH cannot both be full to capacity. Hence find the maximum flow along arc HT . When arc HT carries its maximum flow, what is the flow along arc HG ? [4]

(iii) Show a flow of 58 litres per second on the diagram in the insert, and find a cut of capacity 58. [3]

The direction of flow in HG is reversed.

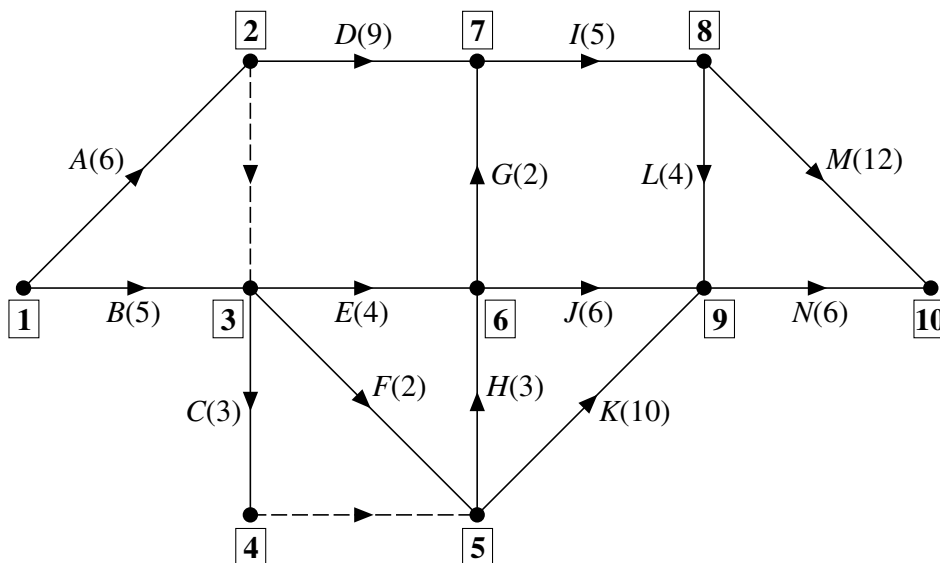
(iv) Use the diagram in the insert to show the excess capacities and potential backflows for your flow from part (iii) in this case. [2]

(v) Without augmenting the labels from part (iv), write down flow augmenting routes to enable an additional 2 litres per second to flow from S to T . [2]

(vi) Show your augmented flow on the diagram in the insert. Explain how you know that this flow is maximal. [2]

6 Answer parts (i), (ii) and (iii) of this question on the insert provided.

The activity network for a project is shown below. The durations are in minutes. The events are numbered **1**, **2**, **3**, etc. for reference.



- (i) Complete the table in the insert to show the immediate predecessors for each activity. [3]
- (ii) Explain why the dummy activity is needed between event **2** and event **3**, and why the dummy activity is needed between event **4** and event **5**. [2]
- (iii) Carry out a forward pass to find the early event times and a backward pass to find the late event times. Record your early event times and late event times in the table in the insert. Write down the minimum project completion time and the critical activities. [5]

Suppose that the duration of activity *K* changes to x minutes.

- (iv) Find, in terms of x , expressions for the early event time and the late event time for event **9**. [4]
- (v) Find the maximum duration of activity *K* that will not affect the minimum project completion time found in part (iii). [1]

BLANK PAGE



Copyright Information

OCR is committed to seeking permission to reproduce all third-party content that it uses in its assessment materials. OCR has attempted to identify and contact all copyright holders whose work is used in this paper. To avoid the issue of disclosure of answer-related information to candidates, all copyright acknowledgements are reproduced in the OCR Copyright Acknowledgements Booklet. This is produced for each series of examinations, is given to all schools that receive assessment material and is freely available to download from our public website (www.ocr.org.uk) after the live examination series.

If OCR has unwittingly failed to correctly acknowledge or clear any third-party content in this assessment material, OCR will be happy to correct its mistake at the earliest possible opportunity. For queries or further information please contact the Copyright Team, First Floor, 9 Hills Road, Cambridge CB2 1GE.

OCR is part of the Cambridge Assessment Group; Cambridge Assessment is the brand name of University of Cambridge Local Examinations Syndicate (UCLES), which is itself a department of the University of Cambridge.



ADVANCED GCE

MATHEMATICS

Decision Mathematics 2

INSERT for Questions 5 and 6

4737

Wednesday 9 June 2010

Afternoon

Duration: 1 hour 30 minutes



Candidate Forename		Candidate Surname	
--------------------	--	-------------------	--

Centre Number						Candidate Number				
---------------	--	--	--	--	--	------------------	--	--	--	--

INSTRUCTIONS TO CANDIDATES

- Write your name clearly in capital letters, your Centre Number and Candidate Number in the boxes above.
- Use black ink. Pencil may be used for graphs and diagrams only.
- This insert should be used to answer Question 5 and Question 6 parts (i), (ii) and (iii).
- Write your answers to Question 5 and Question 6 parts (i), (ii) and (iii) in the spaces provided in this insert, and attach it to your Answer Booklet.

INFORMATION FOR CANDIDATES

- This document consists of 4 pages. Any blank pages are indicated.

5 (i) Capacity of the cut that separates $\{S, B, C, E\}$ from $\{A, D, F, G, H, T\}$ =
 litres per second

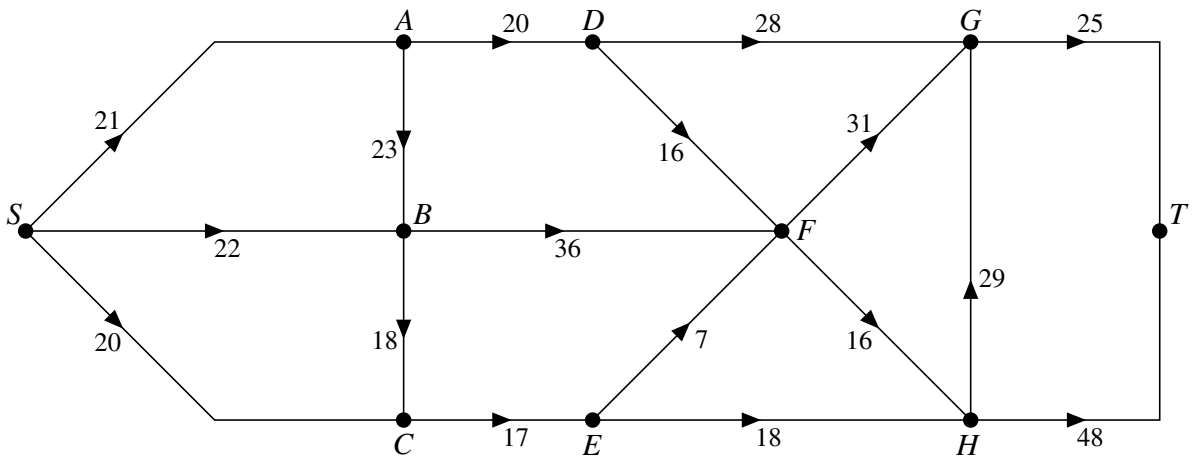
(ii) Neither arc SC nor arc BC can be full to capacity since

Arcs EF and EH cannot both be full to capacity since

Maximum flow along arc HT is litres per second

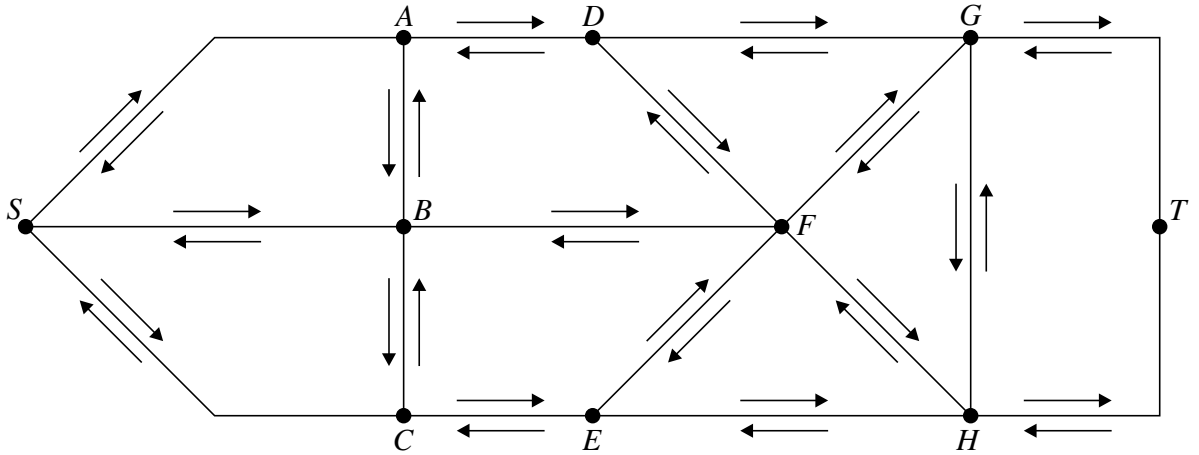
When arc HT carries its maximum flow, the flow along arc HG is litres per second

(iii) Flow of 58 litres per second



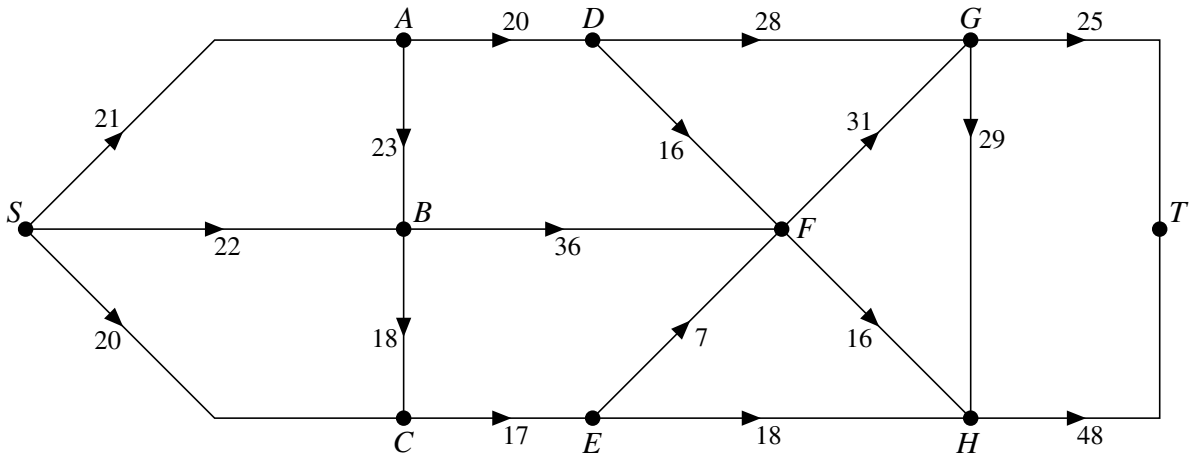
Cut of capacity 58 litres per second

(iv)



(v) Augment flow in route by litres per second
 Augment flow in route by litres per second

(vi)



Flow is maximal because

.....

.....

6 (i)

Activity	Duration	Immediate predecessors
A	6	
B	5	
C	3	
D	9	
E	4	
F	2	
G	2	
H	3	
I	5	
J	6	
K	10	
L	4	
M	12	
N	6	

(ii) Dummy activity is needed between event **2** and event **3** because

.....

Dummy activity is needed between event **4** and event **5** because

.....

(iii)

Event	1	2	3	4	5	6	7	8	9	10
Early event time										
Late event time										

Minimum project completion time = minutes

Critical activities:

Answer part (iv) and part (v) in your answer booklet.



Copyright Information

OCR is committed to seeking permission to reproduce all third-party content that it uses in its assessment materials. OCR has attempted to identify and contact all copyright holders whose work is used in this paper. To avoid the issue of disclosure of answer-related information to candidates, all copyright acknowledgements are reproduced in the OCR Copyright Acknowledgements Booklet. This is produced for each series of examinations, is given to all schools that receive assessment material and is freely available to download from our public website (www.ocr.org.uk) after the live examination series.

If OCR has unwittingly failed to correctly acknowledge or clear any third-party content in this assessment material, OCR will be happy to correct its mistake at the earliest possible opportunity.

For queries or further information please contact the Copyright Team, First Floor, 9 Hills Road, Cambridge CB2 1GE.

OCR is part of the Cambridge Assessment Group; Cambridge Assessment is the brand name of University of Cambridge Local Examinations Syndicate (UCLES), which is itself a department of the University of Cambridge.