

Paper Reference(s)

**6689/01**

# **Edexcel GCE**

## **Decision Mathematics D1**

### **Advanced/Advanced Subsidiary**

Tuesday 13 January 2009 – Morning

Time: 1 hour 30 minutes

**Materials required for examination**

Nil

**Items included with question papers**

D1 Answer book

**Candidates may use any calculator allowed by the regulations of the Joint Council for Qualifications. Calculators must not have the facility for symbolic algebra manipulation, differentiation and integration, or have retrievable mathematical formulae stored in them.**

#### **Instructions to Candidates**

---

Write your answers for this paper in the D1 answer book provided.

In the boxes on the answer book, write your centre number, candidate number, your surname, initials and signature.

When a calculator is used, the answer should be given to an appropriate degree of accuracy.

Complete your answers in blue or black ink or pencil.

Do not return the question paper with the answer book.

#### **Information for Candidates**

---

Full marks may be obtained for answers to ALL questions.

The marks for individual questions and the parts of questions are shown in round brackets: e.g. (2).

There are 8 questions in this question paper. The total mark for this paper is 75.

There are 8 pages in this question paper. The answer book has 20 pages. Any blank pages are indicated.

#### **Advice to Candidates**

---

You must ensure that your answers to parts of questions are clearly labelled.

You should show sufficient working to make your methods clear to the Examiner.

Answers without working may not gain full credit.

Printer's Log. No.

**N31481A**



N 3 1 4 8 1 A

*Turn over*

**Write your answers in the D1 answer booklet for this paper.**

**1.**

Max    Lauren    John    Hannah    Kieran    Tara    Richard    Imogen

- (a) Use a quick sort to produce a list of these names in ascending alphabetical order.  
You must make your pivots clear. (5)
- (b) Use the binary search algorithm on your list from part (a) to try to locate the name 'Hugo'. (4)

**(Total 9 marks)**

---

**2.**

	<b>A</b>	<b>B</b>	<b>C</b>	<b>D</b>	<b>E</b>	<b>F</b>
<b>A</b>	-	24	-	-	23	22
<b>B</b>	24	-	18	19	17	20
<b>C</b>	-	18	-	11	14	-
<b>D</b>	-	19	11	-	13	-
<b>E</b>	23	17	14	13	-	21
<b>F</b>	22	20	-	-	21	-

The table shows the distances, in metres, between six vertices, **A**, **B**, **C**, **D**, **E** and **F**, in a network.

- (a) Draw the weighted network using the vertices given in Diagram 1 in the answer booklet. (3)
- (b) Use Kruskal's algorithm to find a minimum spanning tree. You should list the edges in the order that you consider them and state whether you are adding them to your minimum spanning tree. (3)
- (c) Draw your tree on Diagram 2 in the answer booklet and find its total weight. (2)

**(Total 8 marks)**

---

3. (a) Draw the activity network described in this precedence table, using activity on arc and exactly two dummies.

(5)

Activity	Immediately preceding activities
<b>A</b>	-
<b>B</b>	-
<b>C</b>	-
<b>D</b>	<b>B</b>
<b>E</b>	<b>B, C</b>
<b>F</b>	<b>B, C</b>
<b>G</b>	<b>F</b>
<b>H</b>	<b>F</b>
<b>I</b>	<b>G, H</b>
<b>J</b>	<b>I</b>

- (b) Explain why each of the two dummies is necessary.

(2)

**(Total 7 marks)**

---

4.

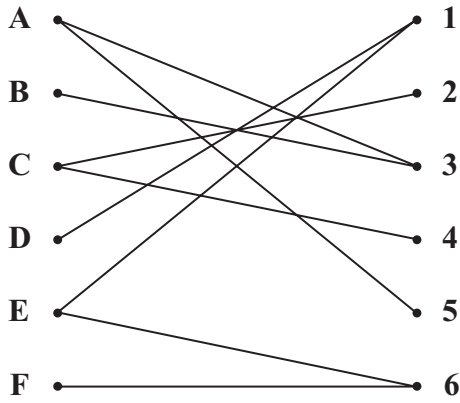


Figure 1

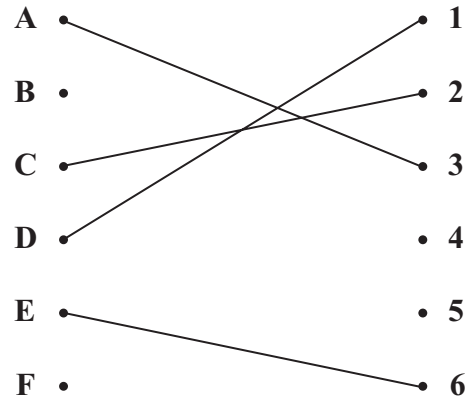


Figure 2

Figure 1 shows the possible allocations of six people, A, B, C, D, E and F, to six tasks, 1, 2, 3, 4, 5 and 6.

Figure 2 shows an initial matching.

(a) Starting from this initial matching, use the maximum matching algorithm to find an improved matching. You must list the alternating path used, and your improved matching. (3)

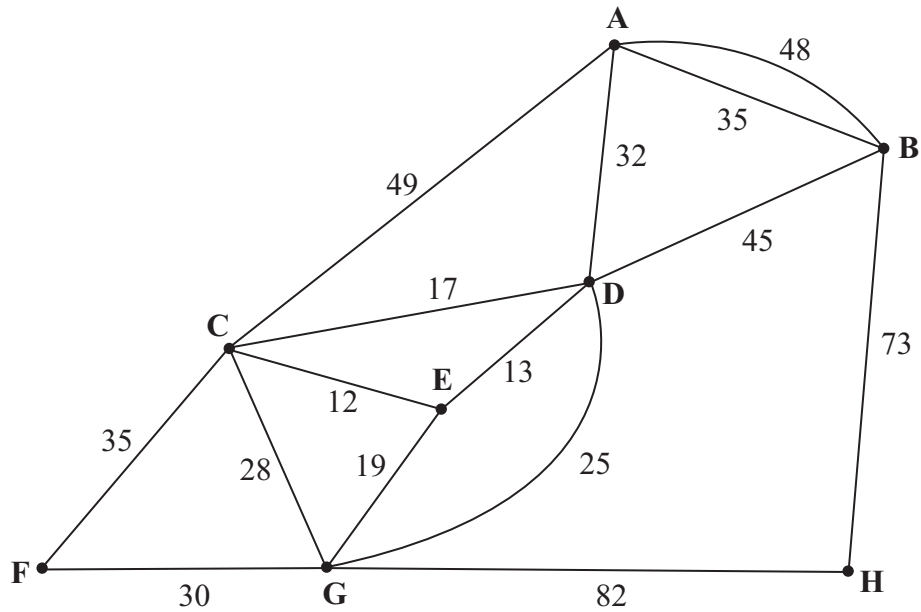
(b) Explain why it is not possible to find a complete matching. (2)

D now has task 2 added to their possible allocation.

(c) Using the improved matching found in part (a) as the new initial matching, use the maximum matching algorithm to find a complete matching. You must list the alternating path used and your complete matching. (3)

(Total 8 marks)

5.



**Figure 3**

*(The total weight of the network in Figure 3 is 543 km.)*

Figure 3 models a network of railway tracks that have to be inspected. The number on each arc is the length, in km, of that section of railway track.

Each track must be traversed at least once and the length of the inspection route must be minimised.

The inspection route must start and finish at the same vertex.

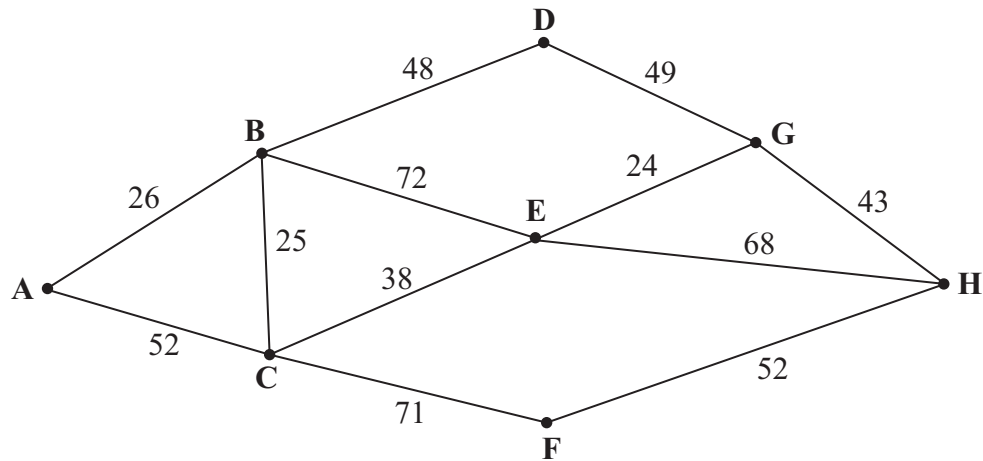
- (a) Use an appropriate algorithm to find the length of the shortest inspection route. You should make your method and working clear. (5)

It is now permitted to start and finish the inspection at two distinct vertices.

- (b) State which two vertices should be chosen to minimise the length of the new route. Give a reason for your answer. (3)

**(Total 8 marks)**

6.



**Figure 4**

Figure 4 shows a network of roads through eight villages, A, B, C, D, E, F, G and H. The number on each arc is the length of that road in km.

- (a) Use Dijkstra's algorithm to find the shortest route from A to H. State your shortest route and its length. (5)

There is a fair in village C and you cannot drive through the village. A shortest route from A to H which avoids C needs to be found.

- (b) State this new minimal route and its length. (2)

**(Total 7 marks)**

---

7. A linear programming problem is modelled by the following constraints

$$8x + 3y \leq 480$$

$$8x + 7y \geq 560$$

$$y \geq 4x$$

$$x, y \geq 0$$

(a) Use the grid provided in your answer book to represent these inequalities graphically. Hence determine the feasible region and label it R.

(6)

The objective function,  $F$ , is given by

$$F = 3x + y$$

(b) Making your method clear, determine

(i) the minimum value of the function  $F$  and the coordinates of the optimal point,

(ii) the maximum value of the function  $F$  and the coordinates of the optimal point.

(6)

**(Total 12 marks)**

---

8.

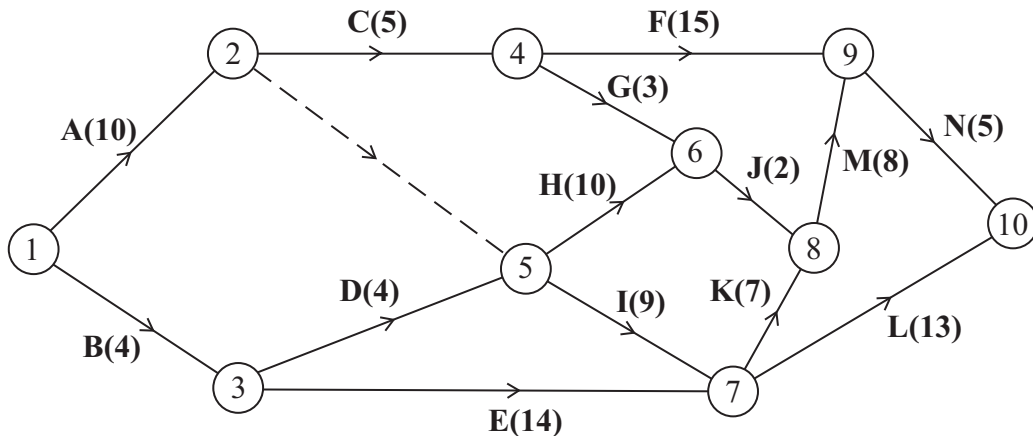


Figure 5

The network in Figure 5 shows the activities involved in a process. The activities are represented by the arcs. The number in brackets on each arc gives the time, in days, taken to complete the activity.

- (a) Calculate the early time and the late time for each event, showing them on the diagram in the answer book. (4)
- (b) Determine the critical activities and the length of the critical path. (3)
- (c) Calculate the total float on activities F and G. You **must** make the numbers you used in your calculation clear. (3)
- (d) On the grid in the answer book, draw a cascade (Gantt) chart for the process. (4)

Given that each task requires just one worker,

- (e) use your cascade chart to determine the minimum number of workers required to complete the process in the minimum time. Explain your reasoning clearly. (2)

(Total 16 marks)

---

**TOTAL FOR PAPER: 75 MARKS**

END