

2. (a) (i) _____

- (ii) _____

- (iii) _____

- (b) _____

	Cambridge	London	Norwich	Oxford	Portsmouth	Salisbury	York
Cambridge (C)	-	60	62	81	132	139	156
London (L)	60	-	116	56	74	88	211
Norwich (N)	62	116	-	144	204	201	181
Oxford (O)	81	56	144	-	84	63	184
Portsmouth (P)	132	74	204	84	-	43	269
Salisbury (S)	139	88	201	63	43	-	248
York (Y)	156	211	181	184	269	248	-

Figure 2



(Question 2 continued)

(c) (i) _____

Weight of tree: _____

(ii)



Diagram 2

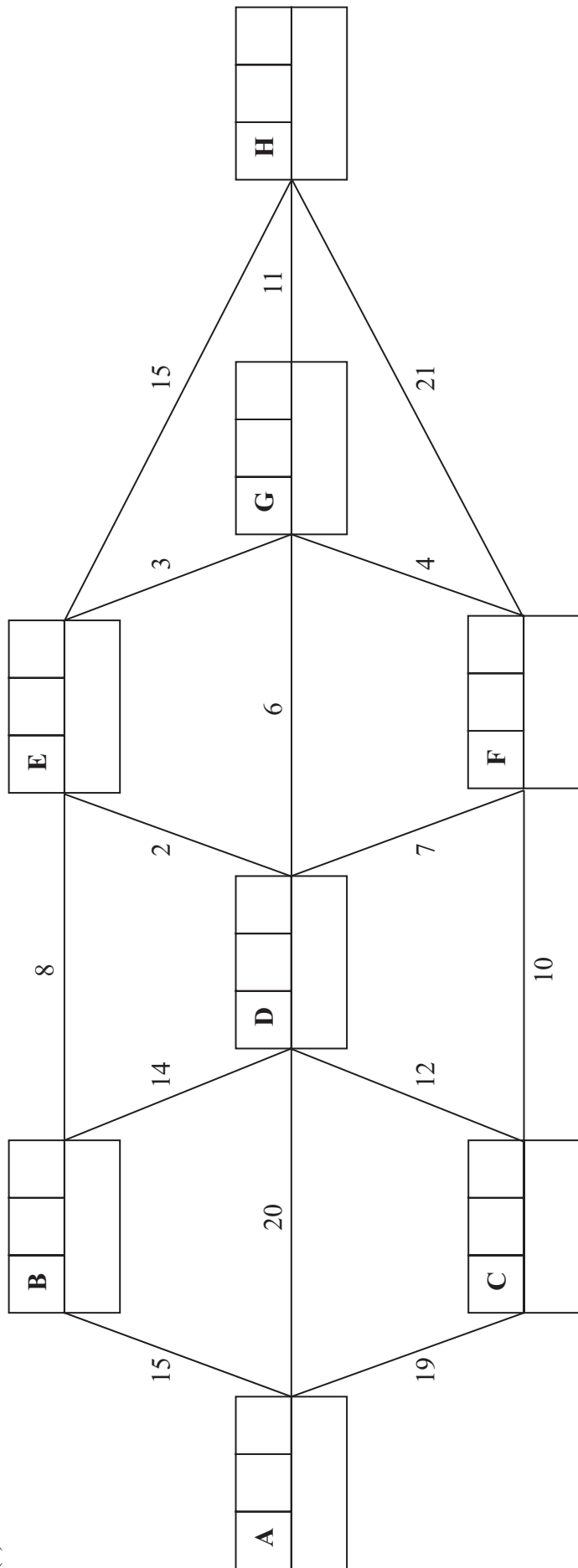
(Total 9 marks)

Q2





3. (a)



Key:

Vertex	Order of labelling	Final value
Working values		

Quickest route: _____

Time taken: _____

(Question 3 continued)

(b)

Blank lined area for writing the answer to Question 3(b).

(Total 10 marks)

Q3

--	--



5. (a) *You may not need to use all the lines in this table*

S	T	R	$R > 0?$	Output

(b) _____

(c) _____

(Total 7 marks)

Q5



6.

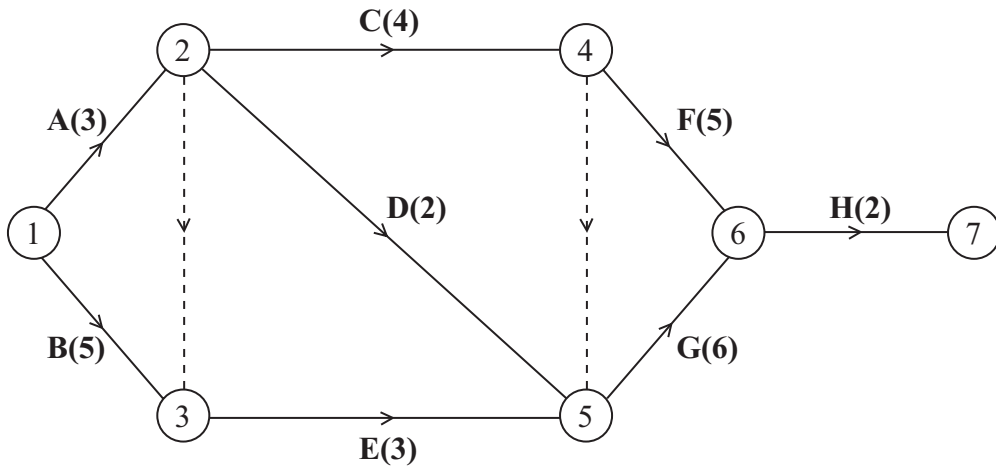


Figure 5

(a) _____

(b)

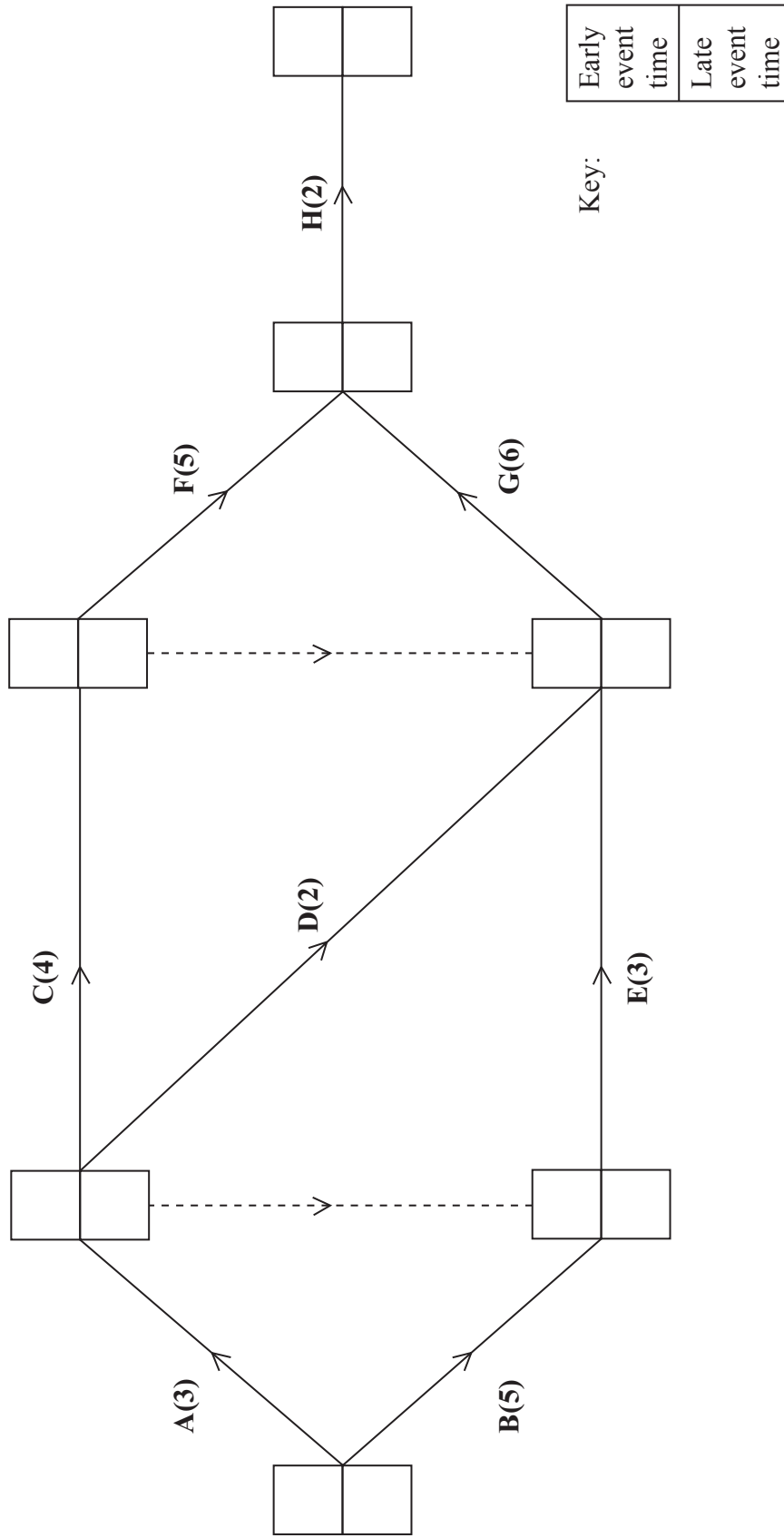
Event	Immediately preceding activity
A	-
B	-
C	
D	
E	
F	
G	
H	

Question 6 continues on the next page



(Question 6 continued)

(c)



(d) Critical activities: _____


Length of critical path: _____

Leave blank



(Question 6 continued)

(e)



(Total 15 marks)

Q6

--	--



