

General Certificate of Education  
January 2007  
Advanced Subsidiary Examination



**MATHEMATICS**  
**Unit Decision 1**

**MD01**

Tuesday 16 January 2007 9.00 am to 10.30 am

**For this paper you must have:**

- an 8-page answer book
- the **blue** AQA booklet of formulae and statistical tables
- an insert for use in Questions 6 and 7 (enclosed).

You may use a graphics calculator.

Time allowed: 1 hour 30 minutes

**Instructions**

- Use blue or black ink or ball-point pen. Pencil or coloured pencil should only be used for drawing.
- Write the information required on the front of your answer book. The *Examining Body* for this paper is AQA. The *Paper Reference* is MD01.
- Answer **all** questions.
- Show all necessary working; otherwise marks for method may be lost.
- The **final** answer to questions requiring the use of calculators should be given to three significant figures, unless stated otherwise.
- Fill in the boxes at the top of the insert.

**Information**

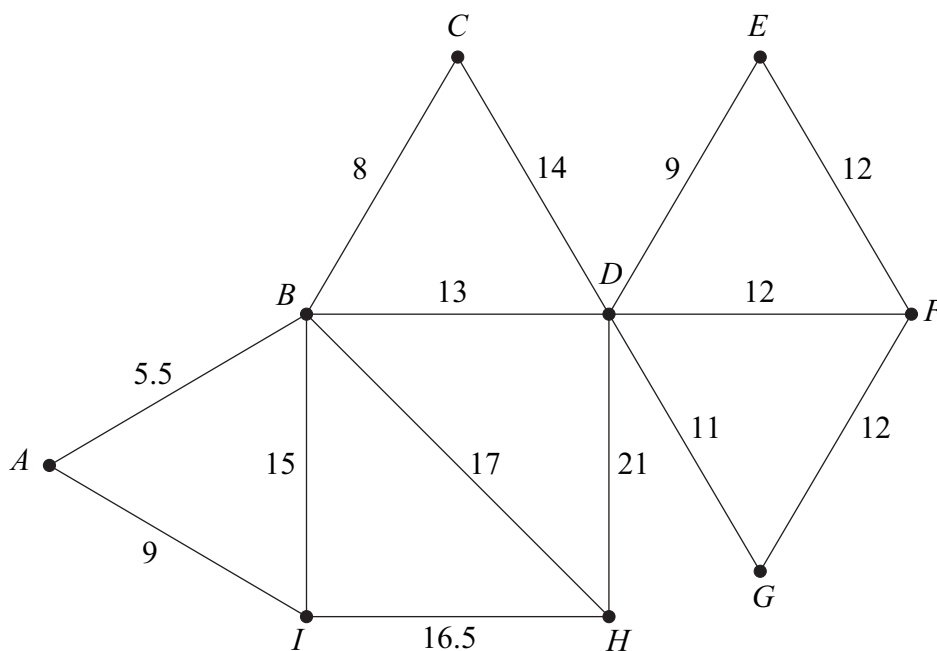
- The maximum mark for this paper is 75.
- The marks for questions are shown in brackets.

---

Answer **all** questions.

---

1 The following network shows the lengths, in miles, of roads connecting nine villages.



- Use Prim's algorithm, starting from  $A$ , to find a minimum spanning tree for the network. *(5 marks)*
- Find the length of your minimum spanning tree. *(1 mark)*
- Draw your minimum spanning tree. *(3 marks)*
- State the number of other spanning trees that are of the same length as your answer in part (a). *(1 mark)*

2 Five people  $A$ ,  $B$ ,  $C$ ,  $D$  and  $E$  are to be matched to five tasks  $R$ ,  $S$ ,  $T$ ,  $U$  and  $V$ .

The table shows the tasks that each person is able to undertake.

Person	Tasks
$A$	$R, V$
$B$	$R, T$
$C$	$T, V$
$D$	$U, V$
$E$	$S, U$

- (a) Show this information on a bipartite graph. (2 marks)
- (b) Initially,  $A$  is matched to task  $V$ ,  $B$  to task  $R$ ,  $C$  to task  $T$ , and  $E$  to task  $U$ .

Demonstrate, by using an alternating path from this initial matching, how each person can be matched to a task. (4 marks)

3 Mark is driving around the one-way system in Leicester. The following table shows the times, in minutes, for Mark to drive between four places:  $A$ ,  $B$ ,  $C$  and  $D$ . Mark decides to start from  $A$ , drive to the other three places and then return to  $A$ .

Mark wants to keep his driving time to a minimum.

From \ To	$A$	$B$	$C$	$D$
$A$	–	8	6	11
$B$	14	–	13	25
$C$	14	9	–	17
$D$	26	10	18	–

- (a) Find the length of the tour  $ABCD A$ . (2 marks)
- (b) Find the length of the tour  $ADCBA$ . (1 mark)
- (c) Find the length of the tour using the nearest neighbour algorithm starting from  $A$ . (4 marks)
- (d) Write down which of your answers to parts (a), (b) and (c) gives the best upper bound for Mark's driving time. (1 mark)

Turn over ►

- 4 (a) A student is using a bubble sort to rearrange seven numbers into ascending order.

Her correct solution is as follows:

Initial list	18	17	13	26	10	14	24
After 1st pass	17	13	18	10	14	24	26
After 2nd pass	13	17	10	14	18	24	26
After 3rd pass	13	10	14	17	18	24	26
After 4th pass	10	13	14	17	18	24	26
After 5th pass	10	13	14	17	18	24	26

Write down the number of comparisons and swaps on each of the five passes.

*(6 marks)*

- (b) Find the maximum number of comparisons and the maximum number of swaps that might be needed in a bubble sort to rearrange seven numbers into ascending order.

*(2 marks)*

5 A student is using the following algorithm with different values of  $A$  and  $B$ .

Line 10	Input $A, B$
Line 20	Let $C = 0$ and let $D = 0$
Line 30	Let $C = C + A$
Line 40	Let $D = D + B$
Line 50	If $C = D$ then go to Line 110
Line 60	If $C > D$ then go to Line 90
Line 70	Let $C = C + A$
Line 80	Go to Line 50
Line 90	Let $D = D + B$
Line 100	Go to Line 50
Line 110	Print $C$
Line 120	End

- (a) (i) Trace the algorithm in the case where  $A = 2$  and  $B = 3$ . *(3 marks)*
- (ii) Trace the algorithm in the case where  $A = 6$  and  $B = 8$ . *(3 marks)*
- (b) State the purpose of the algorithm. *(1 mark)*
- (c) Write down the final value of  $C$  in the case where  $A = 200$  and  $B = 300$ . *(1 mark)*

**Turn over for the next question**

**Turn over ►**

6 [Figure 1, printed on the insert, is provided for use in this question.]

Dino is to have a rectangular swimming pool at his villa.

He wants its width to be at least 2 metres and its length to be at least 5 metres.

He wants its length to be at least twice its width.

He wants its length to be no more than three times its width.

Each metre of the width of the pool costs £1000 and each metre of the length of the pool costs £500.

He has £9000 available.

Let the width of the pool be  $x$  metres and the length of the pool be  $y$  metres.

(a) Show that one of the constraints leads to the inequality

$$2x + y \leq 18 \quad (1 \text{ mark})$$

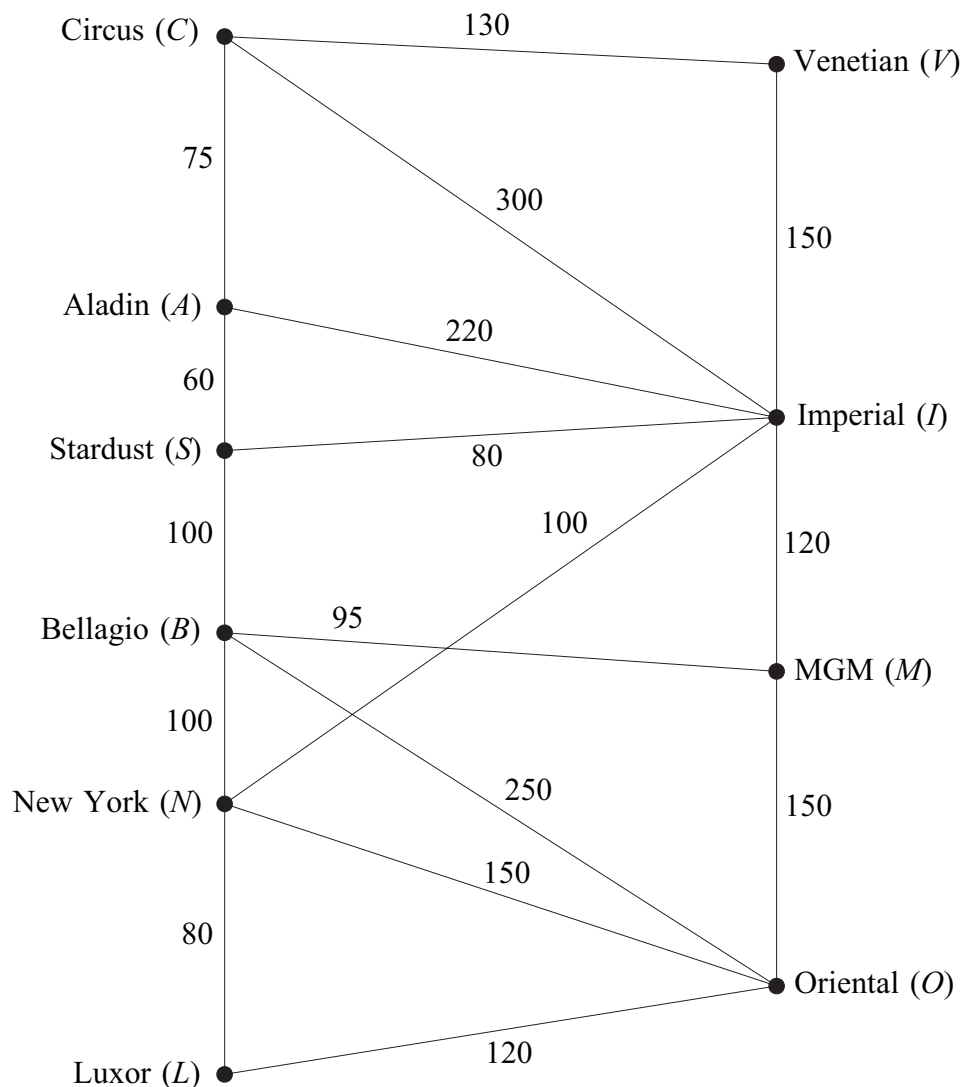
(b) Find four further inequalities. (3 marks)

(c) On **Figure 1**, draw a suitable diagram to show the feasible region. (6 marks)

(d) Use your diagram to find the maximum width of the pool. State the corresponding length of the pool. (3 marks)

7 [Figure 2, printed on the insert, is provided for use in this question.]

The network shows the times, in seconds, taken by Craig to walk along walkways connecting ten hotels in Las Vegas.



The total of all the times in the diagram is 2280 seconds.

- (a) (i) Craig is staying at the Circus ( $C$ ) and has to visit the Oriental ( $O$ ).

Use Dijkstra's algorithm on **Figure 2** to find the minimum time to walk from  $C$  to  $O$ . (6 marks)

- (ii) Write down the corresponding route. (1 mark)

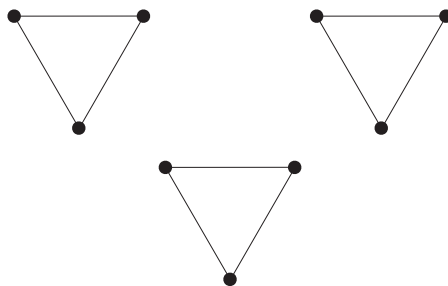
- (b) (i) Find, by inspection, the shortest time to walk from  $A$  to  $M$ . (1 mark)

- (ii) Craig intends to walk along all the walkways. Find the minimum time for Craig to walk along every walkway and return to his starting point. (6 marks)

**Turn over for the next question**

**Turn over ►**

- 8 (a) The diagram shows a graph  $G$  with 9 vertices and 9 edges.



- (i) State the minimum number of edges that need to be added to  $G$  to make a connected graph. Draw an example of such a graph. *(2 marks)*
- (ii) State the minimum number of edges that need to be added to  $G$  to make the graph Hamiltonian. Draw an example of such a graph. *(2 marks)*
- (iii) State the minimum number of edges that need to be added to  $G$  to make the graph Eulerian. Draw an example of such a graph. *(2 marks)*
- (b) A complete graph has  $n$  vertices and is Eulerian.
- (i) State the condition that  $n$  must satisfy. *(1 mark)*
- (ii) In addition, the number of edges in a Hamiltonian cycle for the graph is the same as the number of edges in an Eulerian trail. State the value of  $n$ . *(1 mark)*

**END OF QUESTIONS**



Surname						Other Names					
Centre Number						Candidate Number					
Candidate Signature											

General Certificate of Education  
January 2007  
Advanced Subsidiary Examination



**MATHEMATICS**  
**Unit Decision 1**

**MD01**

## Insert

Insert for use in **Questions 6 and 7**.

Fill in the boxes at the top of this page.

Fasten this insert securely to your answer book.

**Turn over for Figure 1**

**Turn over ►**

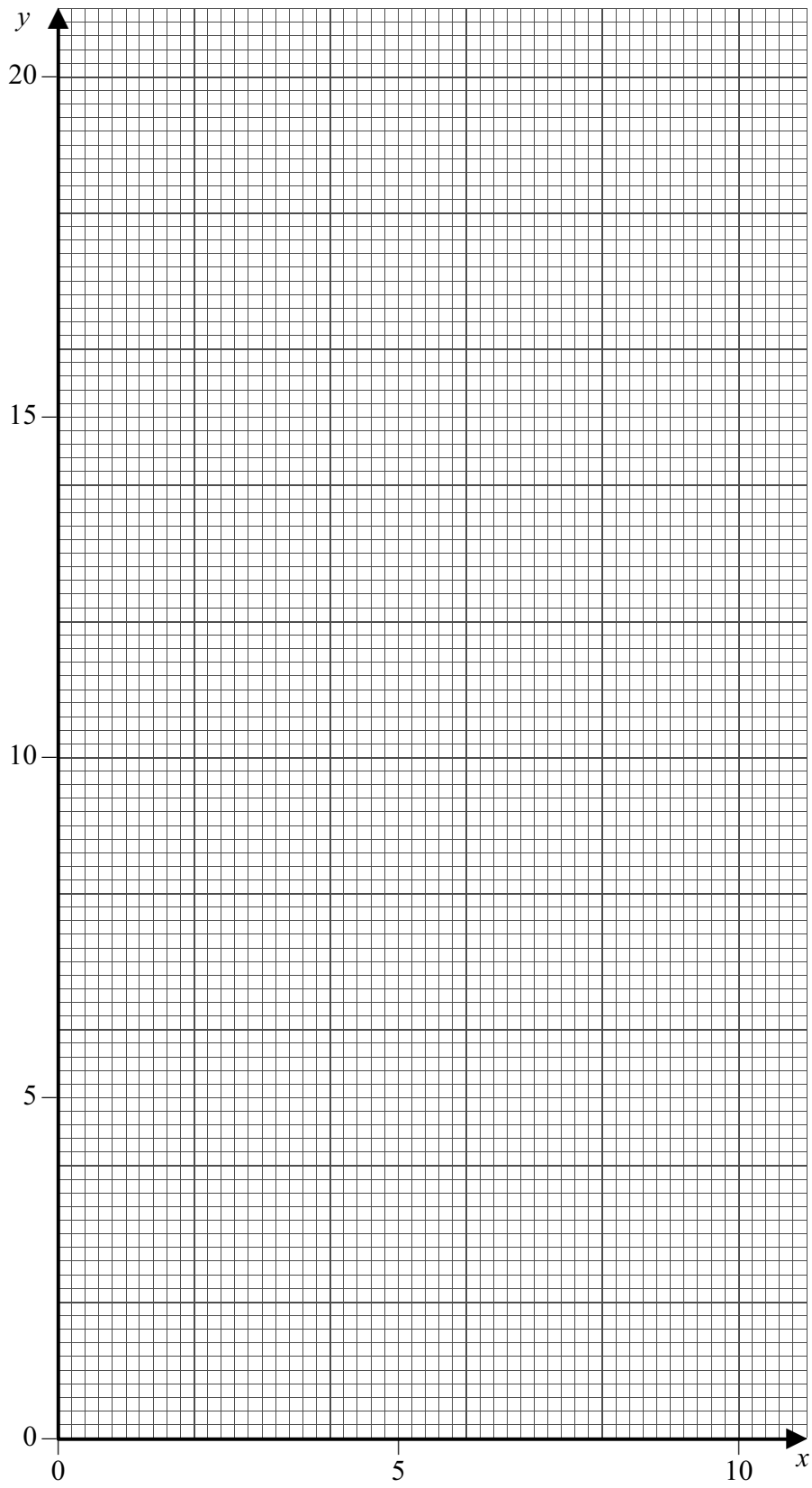
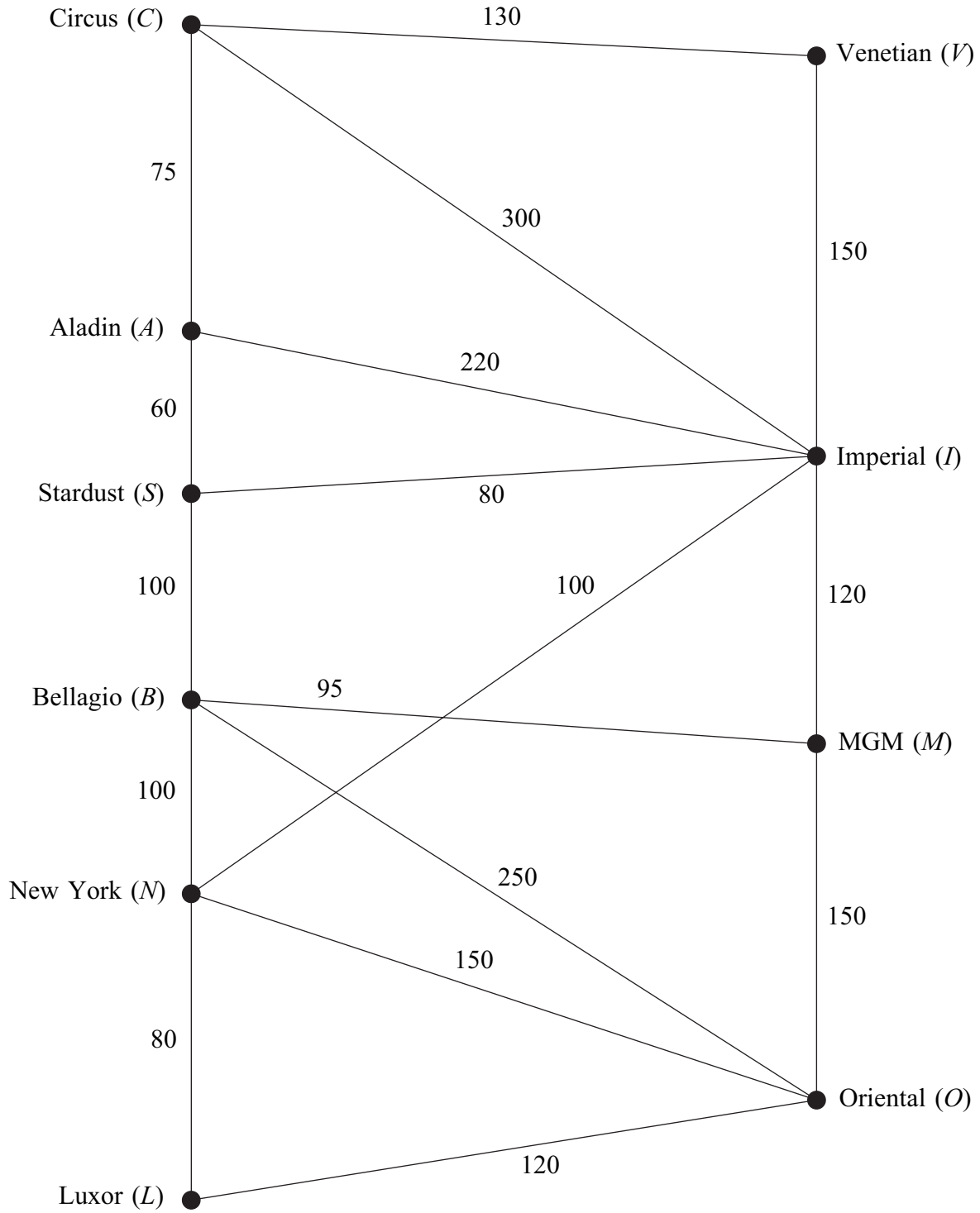
**Figure 1 (for use in Question 6)**

Figure 2 (for use in Question 7)



**There is no text printed on this page**