



**ADVANCED GCE UNIT  
MATHEMATICS (MEI)**

Applications of Advanced Mathematics (C4)

**Paper A**

**THURSDAY 14 JUNE 2007**

**4754(A)/01**

Afternoon

Time: 1 hour 30 minutes

Additional materials:

Answer booklet (8 pages)

Graph paper

MEI Examination Formulae and Tables (MF2)

**INSTRUCTIONS TO CANDIDATES**

- Write your name, centre number and candidate number in the spaces provided on the answer booklet.
- Answer **all** the questions.
- You are permitted to use a graphical calculator in this paper.
- Final answers should be given to a degree of accuracy appropriate to the context.

**INFORMATION FOR CANDIDATES**

- The number of marks is given in brackets [ ] at the end of each question or part question.
- The total number of marks for this paper is 72.

**ADVICE TO CANDIDATES**

- Read each question carefully and make sure you know what you have to do before starting your answer.
- You are advised that an answer may receive **no marks** unless you show sufficient detail of the working to indicate that a correct method is being used.

**NOTE**

- This paper will be followed by **Paper B: Comprehension**.

This document consists of **6** printed pages and **2** blank pages.

## 2

## Section A (36 marks)

- 1 Express  $\sin \theta - 3 \cos \theta$  in the form  $R \sin(\theta - \alpha)$ , where  $R$  and  $\alpha$  are constants to be determined, and  $0^\circ < \alpha < 90^\circ$ .

Hence solve the equation  $\sin \theta - 3 \cos \theta = 1$  for  $0^\circ \leq \theta \leq 360^\circ$ . [7]

- 2 Write down normal vectors to the planes  $2x + 3y + 4z = 10$  and  $x - 2y + z = 5$ .

Hence show that these planes are perpendicular to each other. [4]

- 3 Fig. 3 shows the curve  $y = \ln x$  and part of the line  $y = 2$ .

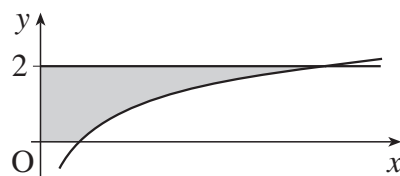


Fig. 3

The shaded region is rotated through  $360^\circ$  about the  $y$ -axis.

- (i) Show that the volume of the solid of revolution formed is given by  $\int_0^2 \pi e^{2y} dy$ . [3]

- (ii) Evaluate this, leaving your answer in an exact form. [3]

- 4 A curve is defined by parametric equations

$$x = \frac{1}{t} - 1, \quad y = \frac{2+t}{1+t}.$$

Show that the cartesian equation of the curve is  $y = \frac{3+2x}{2+x}$ . [4]

- 5 Verify that the point  $(-1, 6, 5)$  lies on both the lines

$$\mathbf{r} = \begin{pmatrix} 1 \\ 2 \\ -1 \end{pmatrix} + \lambda \begin{pmatrix} -1 \\ 2 \\ 3 \end{pmatrix} \quad \text{and} \quad \mathbf{r} = \begin{pmatrix} 0 \\ 6 \\ 3 \end{pmatrix} + \mu \begin{pmatrix} 1 \\ 0 \\ -2 \end{pmatrix}.$$

Find the acute angle between the lines. [7]

## 3

- 6 Two students are trying to evaluate the integral  $\int_1^2 \sqrt{1+e^{-x}} dx$ .

Sarah uses the trapezium rule with 2 strips, and starts by constructing the following table.

$x$	1	1.5	2
$\sqrt{1+e^{-x}}$	1.1696	1.1060	1.0655

- (i) Complete the calculation, giving your answer to 3 significant figures. [2]

Anish uses a binomial approximation for  $\sqrt{1+e^{-x}}$  and then integrates this.

- (ii) Show that, provided  $e^{-x}$  is suitably small,  $(1+e^{-x})^{\frac{1}{2}} \approx 1 + \frac{1}{2}e^{-x} - \frac{1}{8}e^{-2x}$ . [3]

- (iii) Use this result to evaluate  $\int_1^2 \sqrt{1+e^{-x}} dx$  approximately, giving your answer to 3 significant figures. [3]

## 4

## Section B (36 marks)

7 Data suggest that the number of cases of infection from a particular disease tends to oscillate between two values over a period of approximately 6 months.

(a) Suppose that the number of cases,  $P$  thousand, after time  $t$  months is modelled by the equation

$$P = \frac{2}{2 - \sin t}. \text{ Thus, when } t = 0, P = 1.$$

(i) By considering the greatest and least values of  $\sin t$ , write down the greatest and least values of  $P$  predicted by this model. [2]

(ii) Verify that  $P$  satisfies the differential equation  $\frac{dP}{dt} = \frac{1}{2} P^2 \cos t$ . [5]

(b) An alternative model is proposed, with differential equation

$$\frac{dP}{dt} = \frac{1}{2} (2P^2 - P) \cos t. \quad (*)$$

As before,  $P = 1$  when  $t = 0$ .

(i) Express  $\frac{1}{P(2P-1)}$  in partial fractions. [4]

(ii) Solve the differential equation (\*) to show that

$$\ln\left(\frac{2P-1}{P}\right) = \frac{1}{2} \sin t. \quad [5]$$

This equation can be rearranged to give  $P = \frac{1}{2 - e^{\frac{1}{2} \sin t}}$ .

(iii) Find the greatest and least values of  $P$  predicted by this model. [4]

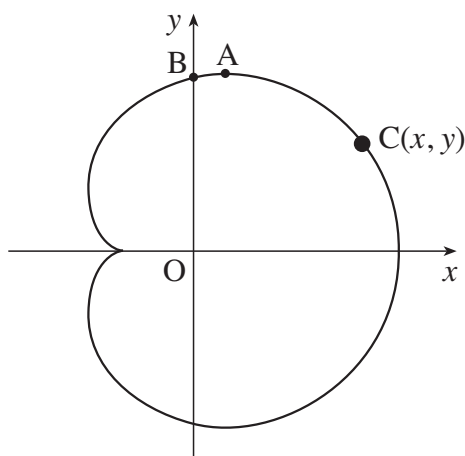


Fig. 8

In a theme park ride, a capsule  $C$  moves in a vertical plane (see Fig. 8). With respect to the axes shown, the path of  $C$  is modelled by the parametric equations

$$x = 10 \cos \theta + 5 \cos 2\theta, \quad y = 10 \sin \theta + 5 \sin 2\theta, \quad (0 \leq \theta < 2\pi),$$

where  $x$  and  $y$  are in metres.

(i) Show that  $\frac{dy}{dx} = -\frac{\cos \theta + \cos 2\theta}{\sin \theta + \sin 2\theta}$ .

Verify that  $\frac{dy}{dx} = 0$  when  $\theta = \frac{1}{3}\pi$ . Hence find the exact coordinates of the highest point  $A$  on the path of  $C$ . [6]

(ii) Express  $x^2 + y^2$  in terms of  $\theta$ . Hence show that

$$x^2 + y^2 = 125 + 100 \cos \theta. \quad [4]$$

(iii) Using this result, or otherwise, find the greatest and least distances of  $C$  from  $O$ . [2]

You are given that, at the point  $B$  on the path vertically above  $O$ ,

$$2 \cos^2 \theta + 2 \cos \theta - 1 = 0.$$

(iv) Using this result, and the result in part (ii), find the distance  $OB$ . Give your answer to 3 significant figures. [4]

**6**

**BLANK PAGE**

**BLANK PAGE**

---

Permission to reproduce items where third-party owned material protected by copyright is included has been sought and cleared where possible. Every reasonable effort has been made by the publisher (OCR) to trace copyright holders, but if any items requiring clearance have unwittingly been included, the publisher will be pleased to make amends at the earliest possible opportunity.

OCR is part of the Cambridge Assessment Group. Cambridge Assessment is the brand name of University of Cambridge Local Examinations Syndicate (UCLES), which is itself a department of the University of Cambridge.





**ADVANCED GCE UNIT  
MATHEMATICS (MEI)**

Applications of Advanced Mathematics (C4)

**Paper B: Comprehension**

**THURSDAY 14 JUNE 2007**

**4754(B)/01**

Afternoon  
Time: Up to 1 hour

Additional materials:

Rough paper  
MEI Examination Formulae and Tables (MF2)

Candidate  
Name

Centre  
Number

--	--	--	--	--

Candidate  
Number

--	--	--	--

**INSTRUCTIONS TO CANDIDATES**

- Write your name, centre number and candidate number in the spaces above.
- Answer **all** the questions.
- Write your answers in the spaces provided on the question paper.
- You are permitted to use a graphical calculator in this paper.
- Final answers should be given to a degree of accuracy appropriate to the context.

**INFORMATION FOR CANDIDATES**

- The number of marks is given in brackets [ ] at the end of each question or part question.
- The total number of marks for this paper is 18.
- The insert contains the text for use with the questions.
- You may find it helpful to make notes and do some calculations as you read the passage.
- You are **not** required to hand in these notes with the question paper.

**ADVICE TO CANDIDATES**

- Read each question carefully and make sure you know what you have to do before starting your answer.
- You are advised that an answer may receive **no marks** unless you show sufficient detail of the working to indicate that a correct method is being used.

For Examiner's Use	
Qu.	Mark
1	
2	
3	
4	
5	
Total	

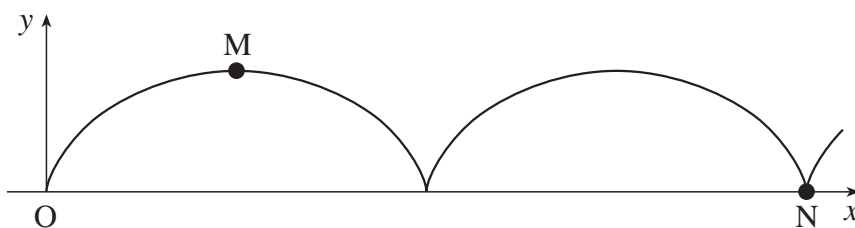
This document consists of **5** printed pages, **3** blank pages and an insert.

2

For  
Examiner's  
Use

1 This basic cycloid has parametric equations

$$x = a\theta - a \sin \theta, \quad y = a - a \cos \theta.$$



Find the coordinates of the points M and N, stating the value of  $\theta$  at each of them. [2]

Point M .....

Point N .....

2 A sea wave has parametric equations (in suitable units)

$$x = 7\theta - 0.25 \sin \theta, \quad y = 0.25 \cos \theta.$$

Find the wavelength and height of the wave. [3]

.....

.....

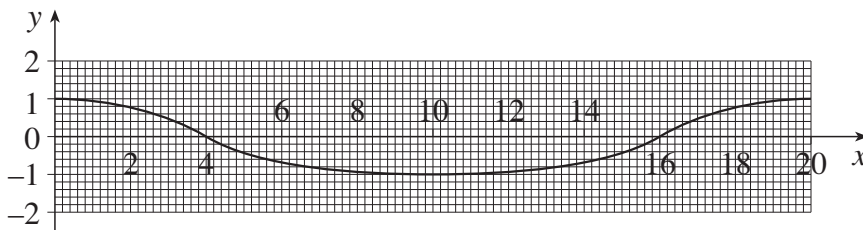
.....

3

3 The graph below shows the profile of a wave.

(i) Assuming that it has parametric equations of the form given on line 68, find the values of  $a$  and  $b$ . [2]

(ii) Investigate whether the ratio of the trough length to the crest length is consistent with this shape. [3]



(i) .....

.....

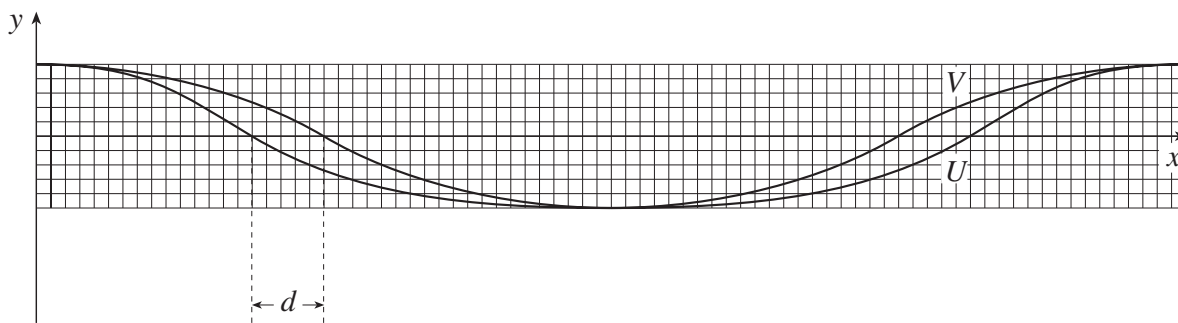
(ii) .....

.....

.....

.....

- 4 This diagram illustrates two wave shapes  $U$  and  $V$ . They have the same wavelength and the same height.



One of the curves is a sine wave, the other is a curtate cycloid.

- (i) State which is which, justifying your answer. [1]

(i) .....  
 .....

The parametric equations for the curves are:

$$x = a\theta, \quad y = b \cos \theta,$$

and

$$x = a\theta - b \sin \theta, \quad y = b \cos \theta.$$

- (ii) Show that the distance marked  $d$  on the diagram is equal to  $b$ . [2]

- (iii) Hence justify the statement in lines 109 to 111: “In such cases, the curtate cycloid and the sine curve with the same wavelength and height are very similar and so the sine curve is also a good model.” [2]

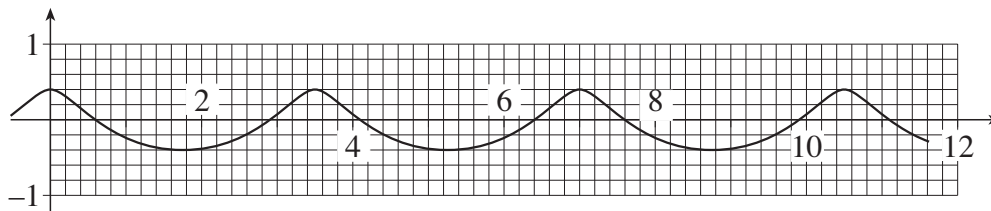
(ii) .....  
 .....  
 .....  
 .....

(iii) .....  
 .....  
 .....

5

For  
Examiner's  
Use

- 5 The diagram shows a curtate cycloid with scales given. Show that this curve could not be a scale drawing of the shape of a stable sea wave. [3]



.....

.....

.....

.....

**6**  
**BLANK PAGE**

7

**BLANK PAGE**

**8**  
**BLANK PAGE**