

1. The curve  $C$  has equation

$$y = (2x - 3)^5$$

The point  $P$  lies on  $C$  and has coordinates  $(w, -32)$ .

Find

(a) the value of  $w$ ,

(2)

(b) the equation of the tangent to  $C$  at the point  $P$  in the form  $y = mx + c$ , where  $m$  and  $c$  are constants.

(5)

$$\text{a) } y = -32 \quad (-2)^5 = -32 \Rightarrow 2x - 3 = -2$$

$$2x = 1$$

$$x = \frac{1}{2} \therefore w = \frac{1}{2}$$

$$\text{b) } \frac{dy}{dx} = 5(2x - 3)^4 \times 2 \quad \text{at } x = \frac{1}{2} = 5(-2)^4 \times 2 = 160$$

$$\left(\frac{1}{2}, -32\right) \quad y + 32 = 160\left(x - \frac{1}{2}\right) \Rightarrow y = \underline{160x - 112}$$

2.

$$g(x) = e^{x-1} + x - 6$$

(a) Show that the equation  $g(x) = 0$  can be written as

$$x = \ln(6-x) + 1, \quad x < 6 \tag{2}$$

The root of  $g(x) = 0$  is  $\alpha$ .

The iterative formula

$$x_{n+1} = \ln(6-x_n) + 1, \quad x_0 = 2$$

is used to find an approximate value for  $\alpha$ .

(b) Calculate the values of  $x_1, x_2$  and  $x_3$  to 4 decimal places. (3)

(c) By choosing a suitable interval, show that  $\alpha = 2.307$  correct to 3 decimal places. (3)

$$a) e^{x-1} + x - 6 = 0 \Rightarrow e^{x-1} = 6-x$$

$$\Rightarrow x-1 = \ln(6-x) \Rightarrow x = \ln(6-x) + 1 \quad \#$$

$$[ \ln a, a > 0 \quad \therefore 6-x > 0 \Rightarrow x < 6 ]$$

b)

$$x_0 = 2$$

$$x_1 = 2.3863$$

$$x_2 = 2.2847$$

$$x_3 = 2.3125$$

$$\vdots$$

$$x_n \approx 2.3065586..$$

c)

$$f(2.3065) = -0.00028 < 0$$

$$f(2.3075) = 0.00044 > 0$$

$\therefore$  by sign change rule, root lies between 2.3065 and 2.3075

$$\therefore \alpha = 2.307 \text{ (3dp)}$$

3.

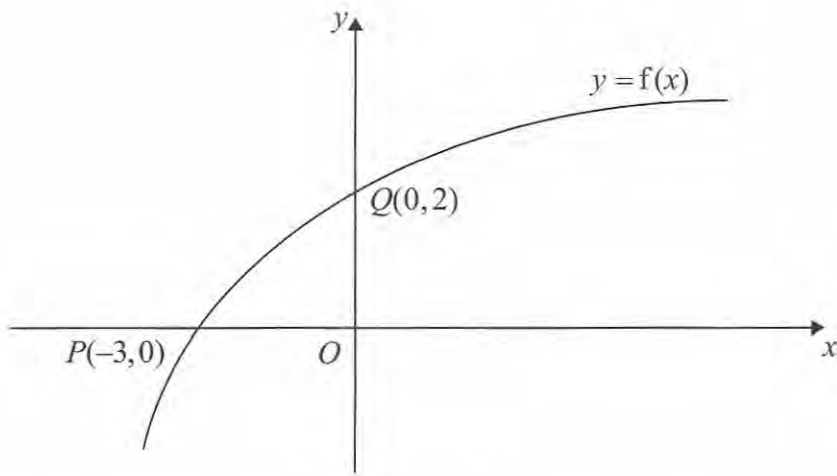


Figure 1

Figure 1 shows part of the curve with equation  $y = f(x)$ ,  $x \in \mathbb{R}$ .

The curve passes through the points  $Q(0, 2)$  and  $P(-3, 0)$  as shown.

(a) Find the value of  $ff(-3)$ .

(2)

On separate diagrams, sketch the curve with equation

(b)  $y = f^{-1}(x)$ ,

(2)

(c)  $y = f(|x|) - 2$ ,

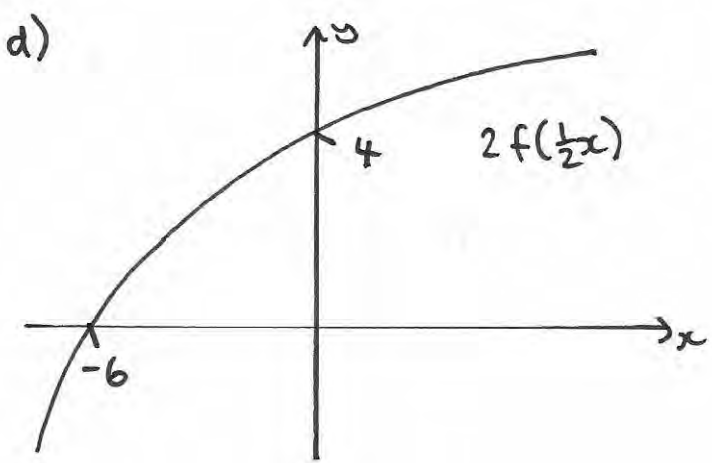
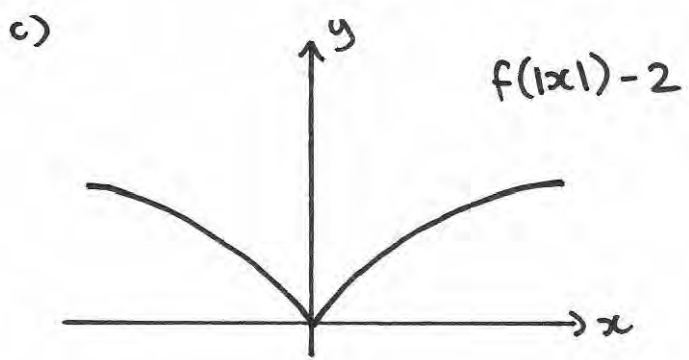
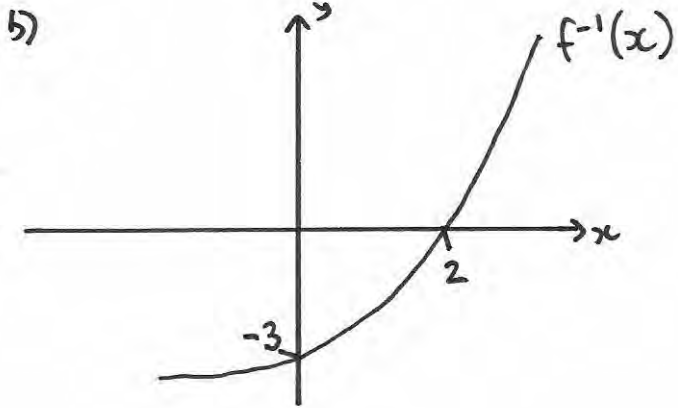
(2)

(d)  $y = 2f\left(\frac{1}{2}x\right)$ .

(3)

Indicate clearly on each sketch the coordinates of the points at which the curve crosses or meets the axes.

$$a) \quad ff(-3) = f(0) = 2$$



4. (a) Express  $6 \cos \theta + 8 \sin \theta$  in the form  $R \cos(\theta - \alpha)$ , where  $R > 0$  and  $0 < \alpha < \frac{\pi}{2}$ .

Give the value of  $\alpha$  to 3 decimal places.

(4)

(b) 
$$p(\theta) = \frac{4}{12 + 6 \cos \theta + 8 \sin \theta}, \quad 0 \leq \theta \leq 2\pi$$

Calculate

(i) the maximum value of  $p(\theta)$ ,

(ii) the value of  $\theta$  at which the maximum occurs.

(4)

$$R \cos(\theta - \alpha) = \cancel{R \cos \theta} \cos \alpha + \cancel{R \sin \theta} \sin \alpha$$

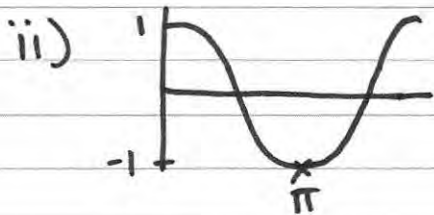
$$6 \cos \theta + 8 \sin \theta$$

$$\frac{R \sin \alpha = 8}{R \cos \alpha = 6} \Rightarrow \tan \alpha = \frac{4}{3} \Rightarrow \alpha = 0.927$$

b)  $R^2 = 8^2 + 6^2 \Rightarrow R = 10 \quad \therefore 10 \cos(\theta - 0.927)$

$$p(\theta) = \frac{4}{12 + (10 \cos(\theta - 0.927))} \quad \therefore \text{Max } p(\theta) = \frac{4}{12 - (10)}$$

$$= \frac{4}{2} = \underline{2}$$



$\therefore$  max occurs when

$$\theta - 0.927 = \pi$$

$$\therefore \theta = \underline{4.07}$$

5. (i) Differentiate with respect to  $x$

(a)  $y = x^3 \ln 2x$

(b)  $y = (x + \sin 2x)^3$

(6)

Given that  $x = \cot y$ ,

(ii) show that  $\frac{dy}{dx} = \frac{-1}{1+x^2}$

(5)

a)  $u = x^3 \quad v = \ln 2x$   
 $u' = 3x^2 \quad v' = \frac{1}{x} \quad \Rightarrow \frac{dy}{dx} = 3x^2 \ln 2x + x^2$

b)  $\frac{dy}{dx} = 3(x + \sin 2x)^2 \times (1 + 2\cos 2x)$

ii)  $x = \cot y = \frac{\cos y}{\sin y} \quad u = \cos y \quad v = \sin y$   
 $u' = -\sin y \quad v' = \cos y$

$$\frac{dx}{dy} = \frac{-\sin^2 y - \cos^2 y}{\sin^2 y} = -\frac{(\sin^2 y + \cos^2 y)}{\sin^2 y}$$

$\therefore \frac{dy}{dx} = -\sin^2 y \quad x^2 = \cot^2 y$

$\Rightarrow \frac{dy}{dx} = -\left(\frac{1}{1+x^2}\right) \quad \frac{\sin^2 y + \cos^2 y}{\sin^2 y} = \frac{1}{\sin^2 y}$

$\Rightarrow 1 + \cot^2 y = \frac{1}{\sin^2 y}$

$\therefore \frac{dy}{dx} = \frac{-1}{1+x^2} \#$

$\therefore \sin^2 y = \frac{1}{1+\cot^2 y}$

$\therefore \sin^2 y = \frac{1}{1+x^2}$

ii) easy way  $x = \cot y$   $\frac{dx}{dy} = -\operatorname{cosec}^2 y$

$$\therefore \frac{dy}{dx} = \frac{-1}{\operatorname{cosec}^2 y}$$

$$\begin{aligned} \operatorname{cosec}^2 y &= 1 + \cot^2 y \\ \Rightarrow \operatorname{cosec}^2 y &= 1 + x^2 \end{aligned}$$

$$\therefore \frac{dy}{dx} = \frac{-1}{1+x^2}$$

#

6. (i) Without using a calculator, find the exact value of

$$(\sin 22.5^\circ + \cos 22.5^\circ)^2$$

You must show each stage of your working.

(5)

(ii) (a) Show that  $\cos 2\theta + \sin \theta = 1$  may be written in the form

$$k \sin^2 \theta - \sin \theta = 0, \text{ stating the value of } k.$$

(2)

(b) Hence solve, for  $0 \leq \theta < 360^\circ$ , the equation

$$\cos 2\theta + \sin \theta = 1$$

(4)

$$\begin{aligned} \text{i)} &= \sin^2 22.5 + 2 \sin 22.5 \cos 22.5 + \cos^2 22.5 \\ &= (\sin^2 22.5 + \cos^2 22.5) + \sin 45 \\ &= 1 + \frac{\sqrt{2}}{2} \end{aligned}$$

$$\text{ii)} \quad \cos 2\theta + \sin \theta = 1$$

$$\Rightarrow (1 - 2\sin^2 \theta) + \sin \theta = 1$$

$$\Rightarrow \cancel{1 - 2\sin^2 \theta + \sin \theta} = \cancel{1} \Rightarrow 2\sin^2 \theta - \sin \theta = 0$$

$$\therefore \underline{u=2}$$

$$\text{b)} \quad (2\sin \theta - 1)\sin \theta = 0$$

$$\therefore \sin \theta = 0 \Rightarrow \theta = 0, 180$$

$$\therefore \sin \theta = \frac{1}{2} \Rightarrow \theta = 30, 150$$



7.

$$h(x) = \frac{2}{x+2} + \frac{4}{x^2+5} - \frac{18}{(x^2+5)(x+2)}, \quad x \geq 0$$

(a) Show that  $h(x) = \frac{2x}{x^2+5}$  (4)

(b) Hence, or otherwise, find  $h'(x)$  in its simplest form. (3)

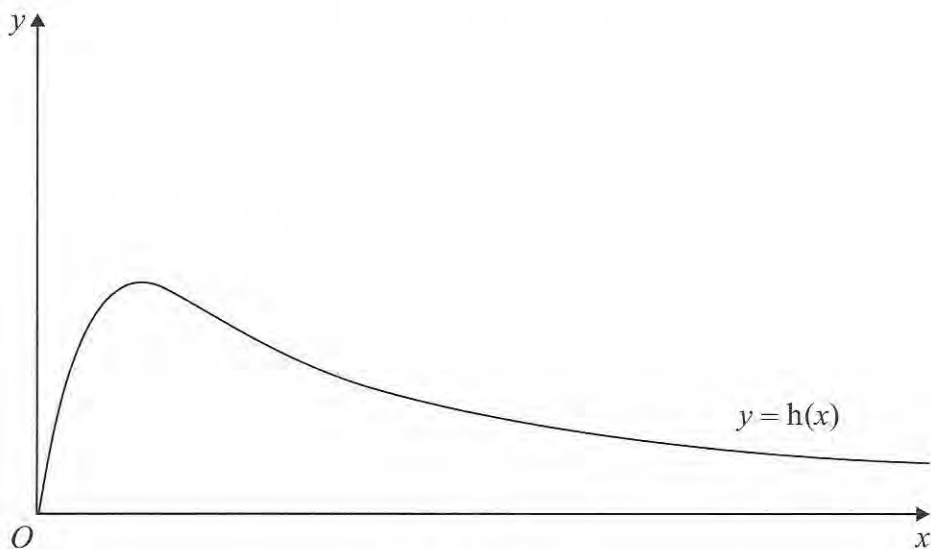


Figure 2

Figure 2 shows a graph of the curve with equation  $y = h(x)$ .

(c) Calculate the range of  $h(x)$ . (5)

$$a) \quad h(x) = \frac{2(x^2+5) + 4(x+2) - 18}{(x+2)(x^2+5)}$$

$$\Rightarrow \frac{2x^2 + 10 + 4x + 8 - 18}{(x+2)(x^2+5)} = \frac{2x^2 + 4x}{(x+2)(x^2+5)}$$

$$\Rightarrow \frac{\cancel{2x}(\cancel{x+2})}{(\cancel{x+2})(x^2+5)} = \frac{2x}{x^2+5} \quad \neq$$

$$b) \quad u = 2x \quad v = x^2 + 5 \quad h'(x) = \frac{2x^2 + 10 - 4x^2}{(x^2 + 5)^2}$$

$$u' = 2 \quad v' = 2x$$

$$\therefore h'(x) = \frac{-2x^2 + 10}{(x^2 + 5)^2}$$

c)  $y \geq 0$  and  $y \leq$  max point at TP.

TP when  $h'(x) = 0$

$$\therefore 2x^2 = 10 \Rightarrow x^2 = 5 \Rightarrow x = \sqrt{5}$$

$$y = \frac{2\sqrt{5}}{5+5} = \frac{1}{5}\sqrt{5}$$

$$\therefore 0 \leq y \leq \frac{\sqrt{5}}{5}$$

8. The value of Bob's car can be calculated from the formula

$$V = 17000e^{-0.25t} + 2000e^{-0.5t} + 500$$

where  $V$  is the value of the car in pounds (£) and  $t$  is the age in years.

(a) Find the value of the car when  $t = 0$

(1)

(b) Calculate the exact value of  $t$  when  $V = 9500$

(4)

(c) Find the rate at which the value of the car is decreasing at the instant when  $t = 8$ .  
Give your answer in pounds per year to the nearest pound.

(4)

$$a) t=0 \Rightarrow V = 17000 + 2000 + 500 = \underline{19500}$$

$$b) 17000e^{-0.25t} + 2000e^{-0.5t} + 500 = 9500$$

$$\Rightarrow 2000(e^{-0.25t})^2 + 17000(e^{-0.25t}) - 9000 = 0$$

$$\therefore 2000x^2 + 17000x - 9000 = 0 \quad x = e^{-0.25t}$$

$$\Rightarrow 2x^2 + 17x - 9 = 0$$

$$(2x - 1)(x + 9) = 0 \quad x = \frac{1}{2}, x = -9$$

$$\therefore e^{-0.25t} = \frac{1}{2} \Rightarrow -0.25t = \ln\left(\frac{1}{2}\right) = -\ln 2$$

$$\Rightarrow \frac{1}{4}t = +\ln 2 \quad \therefore t = \underline{4\ln 2}$$

$$\text{and } e^{-0.25t} = -9 \Rightarrow -\frac{1}{4}t = \ln(-9)$$

$\therefore$  no solution

$$\therefore t = \underline{4\ln 2}$$

$$c) \frac{dV}{dt} = -4250e^{-0.25t} - 1000e^{-0.5t}$$

$$t=8 \quad \frac{dV}{dt} = -593.49\dots$$

decreasing at a  
rate of £593