

1.

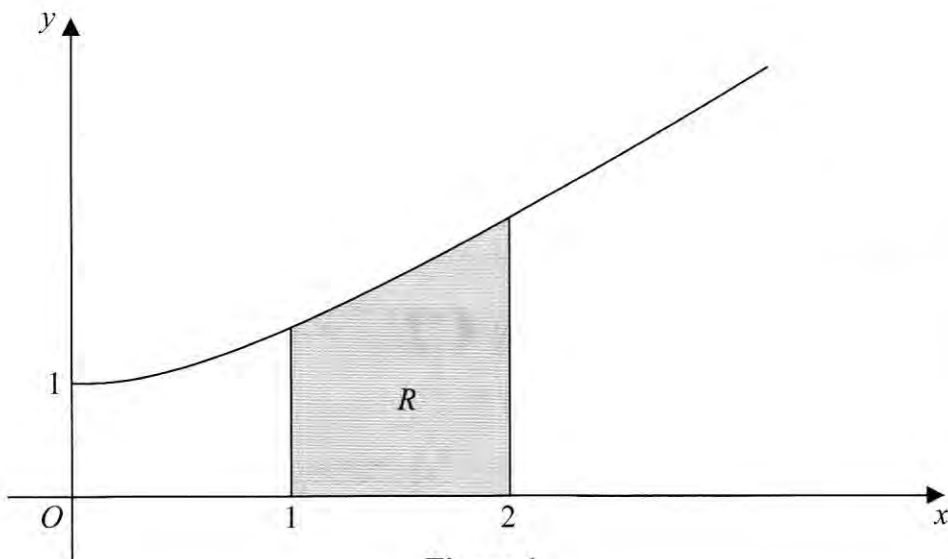


Figure 1

Figure 1 shows a sketch of part of the curve with equation  $y = \sqrt{x^2 + 1}$ ,  $x \geq 0$

The finite region  $R$ , shown shaded in Figure 1, is bounded by the curve, the  $x$ -axis and the lines  $x = 1$  and  $x = 2$

The table below shows corresponding values for  $x$  and  $y$  for  $y = \sqrt{x^2 + 1}$ .

$\curvearrowright h = 0.25$

$x$	1	1.25	1.5	1.75	2
$y$	1.414	1.601	1.803	2.016	2.236

- (a) Complete the table above, giving the missing value of  $y$  to 3 decimal places. (1)
- (b) Use the trapezium rule, with all the values of  $y$  in the completed table, to find an approximate value for the area of  $R$ , giving your answer to 2 decimal places. (4)

$$\text{Area} \approx \frac{1}{2}(0.25) [1.414 + 2(1.601 + 1.803 + 2.016) + 2.236]$$

$$\approx 1.81125 \quad \underline{\underline{1.81}} \text{ (2dp)}$$

2.

$$f(x) = 2x^3 - 7x^2 + 4x + 4$$

(a) Use the factor theorem to show that  $(x - 2)$  is a factor of  $f(x)$ .

(2)

(b) Factorise  $f(x)$  completely.

(4)

$$a) f(2) = 2(8) - 7(4) + 4(2) + 4 = 16 - 28 + 8 + 4 = 0$$

$\therefore (x-2)$  is a factor

[NOTE - YOU NEED THIS!]

b)

$x$	$2x^2$	$-3x$	$-2$	$r=0$
$x$	$2x^3$	$-3x^2$	$-2x$	
$-2$	$-4x^2$	$+6x$	$+4$	

$$(x-2)(x-2)(2x+1)$$

3. (a) Find the first 3 terms, in ascending powers of  $x$ , of the binomial expansion of

$$(2 - 3x)^6$$

giving each term in its simplest form.

(4)

(b) Hence, or otherwise, find the first 3 terms, in ascending powers of  $x$ , of the expansion of

$$\left(1 + \frac{x}{2}\right)(2 - 3x)^6$$

(3)

$$(a-b)^6 = a^6 - 6a^5b + 15a^4b^2$$

$$(2-3x)^6 = 2^6 - 6(2)^5(3x) + 15(2)^4(3x)^2$$

$$(2-3x)^6 = 64 - 576x + 2160x^2$$

$$\begin{array}{r} 1 \quad 1 \\ 1 \quad 2 \quad 1 \\ 1 \quad 3 \quad 3 \quad 1 \\ 1 \quad 4 \quad 6 \quad 4 \quad 1 \\ 1 \quad 5 \quad 10 \quad 10 \quad 5 \quad 1 \\ 1 \quad 6 \quad 15 \quad 20 \quad 15 \quad 6 \quad 1 \end{array}$$

b)

$x$	$64$	$-576x + 2160x^2$	
$1$	$64$	$-576x$	$2160x^2$
$+$	$32x$	$-288x^2$	$1080x^3$
$\frac{1}{2}x$			

$\swarrow +$

$$64 - 544x + 1872x^2$$

4. Use integration to find

$$\int_1^{\sqrt{3}} \left( \frac{x^3}{6} + \frac{1}{3x^2} \right) dx$$

giving your answer in the form  $a + b\sqrt{3}$ , where  $a$  and  $b$  are constants to be determined.

(5)

$$\int_1^{\sqrt{3}} \frac{1}{6} x^3 + \frac{1}{3} x^{-2} dx = \left[ \frac{1}{24} x^4 - \frac{1}{9} x^{-1} \right]_1^{\sqrt{3}}$$

$$= \left( \frac{3}{8} - \frac{1}{9} \sqrt{3} \right) - \left( \frac{1}{24} - \frac{1}{3} \right) = \frac{2}{3} - \frac{1}{9} \sqrt{3}$$

5.

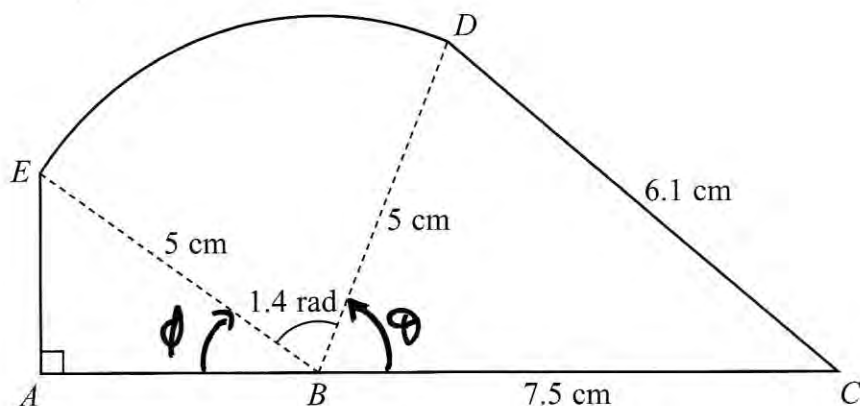


Figure 2

The shape  $ABCDEA$ , as shown in Figure 2, consists of a right-angled triangle  $EAB$  and a triangle  $DBC$  joined to a sector  $BDE$  of a circle with radius 5 cm and centre  $B$ .

The points  $A$ ,  $B$  and  $C$  lie on a straight line with  $BC = 7.5$  cm.

Angle  $EAB = \frac{\pi}{2}$  radians, angle  $EBD = 1.4$  radians and  $CD = 6.1$  cm.

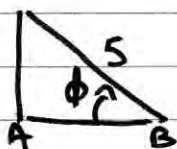
- (a) Find, in  $\text{cm}^2$ , the area of the sector  $BDE$ . (2)
- (b) Find the size of the angle  $DBC$ , giving your answer in radians to 3 decimal places. (2)
- (c) Find, in  $\text{cm}^2$ , the area of the shape  $ABCDEA$ , giving your answer to 3 significant figures. (5)

$$\text{a) area} = \frac{1}{2}(5)^2(1.4) = 17.5 \text{ cm}^2$$

$$\text{b) } \cos \theta = \frac{5^2 + 7.5^2 - 6.1^2}{2 \times 5 \times 7.5} \Rightarrow \theta = 0.943^{\circ}$$

$$\text{c) } \begin{array}{l} \text{area} = \frac{1}{2}(5)(7.5) \sin 0.943 \dots \\ \text{area} = 15.177 \dots \end{array}$$

$$\phi = \pi - 1.4 - 0.943 \dots = 0.79839 \dots^{\circ}$$



$$AB = 5 \cos 0.798 \dots$$

$$AB = 3.489 \dots$$

$$\therefore \text{Total Area} = 38.9 \text{ cm}^2$$

$$\text{area} = \frac{1}{2}(5)(3.489) \sin 0.798 = 6.2478 \dots$$

6. The first term of a geometric series is 20 and the common ratio is  $\frac{7}{8}$

The sum to infinity of the series is  $S_\infty$

(a) Find the value of  $S_\infty$

(2)

The sum to  $N$  terms of the series is  $S_N$

(b) Find, to 1 decimal place, the value of  $S_{12}$

(2)

(c) Find the smallest value of  $N$ , for which

$$S_\infty - S_N < 0.5$$

(4)

$$a) S_\infty = \frac{a}{1-r} = \frac{20}{\left(\frac{1}{8}\right)} = \underline{160}$$

$$b) S_n = \frac{a(1-r^n)}{1-r} = \frac{20\left(1-\left(\frac{7}{8}\right)^{12}\right)}{\frac{1}{8}} = \underline{127.7}$$

$$c) 160 - S_N < 0.5 \Rightarrow S_N > 159.5$$

$$= \frac{20\left(1-\left(\frac{7}{8}\right)^N\right)}{\frac{1}{8}} > 159.5 \Rightarrow 1-\left(\frac{7}{8}\right)^N > 0.996875$$

$$\Rightarrow \left(\frac{7}{8}\right)^N < \frac{1}{320} \Rightarrow \log\left(\frac{7}{8}\right)^N < \log\left(\frac{1}{320}\right)$$

$$\Rightarrow N \times \log\left(\frac{7}{8}\right) < \log\left(\frac{1}{320}\right) \Rightarrow N > \frac{\log\left(\frac{1}{320}\right)}{\log\left(\frac{7}{8}\right)}$$

$$\therefore N > 43.198... \therefore \underline{N = 44}$$

7. (i) Solve, for  $0 \leq \theta < 360^\circ$ , the equation

$$9 \sin(\theta + 60^\circ) = 4$$

giving your answers to 1 decimal place.

You must show each step of your working.

(4)

(ii) Solve, for  $-\pi \leq x < \pi$ , the equation

$$2 \tan x - 3 \sin x = 0$$

giving your answers to 2 decimal places where appropriate.

[Solutions based entirely on graphical or numerical methods are not acceptable.]

(5)

a)  $\sin(\theta + 60) = \frac{4}{9} \Rightarrow \theta + 60 = \sin^{-1}\left(\frac{4}{9}\right) = 23.39$

i)

$$\theta + 60 = 23.39, 153.61, 386.39$$

180 -                      +360

$$\textcircled{-60} \therefore \theta = \underline{\underline{93.6}}, \underline{\underline{326.4}}$$

ii)  $2 \frac{\sin x}{\cos x} - 3 \sin x = 0$        $\textcircled{\times \cos x}$        $2 \sin x - 3 \sin x \cos x = 0$

$$\therefore \sin x (2 - 3 \cos x) = 0$$

$$\Rightarrow \sin x = 0 \quad \cos x = \frac{2}{3} \therefore x = \underline{\underline{0.84}}, \underline{\underline{-0.84}}$$

$$x = \underline{\underline{-\frac{\pi}{2}}}, \underline{\underline{\frac{\pi}{2}}}$$

8. (a) Sketch the graph of

$$y = 3^x, \quad x \in \mathbb{R}$$

showing the coordinates of any points at which the graph crosses the axes.

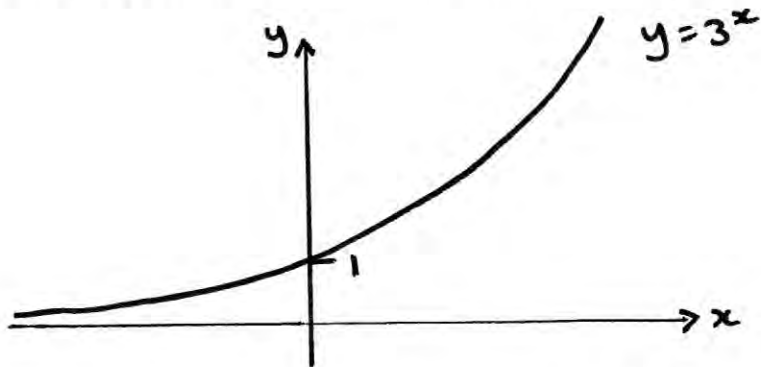
(2)

(b) Use algebra to solve the equation

$$3^{2x} - 9(3^x) + 18 = 0$$

giving your answers to 2 decimal places where appropriate.

(5)



$$b) (3^x)^2 - 9(3^x) + 18 = 0 \Rightarrow (3^x - 6)(3^x - 3) = 0$$

$$\therefore 3^x = 3 \Rightarrow x = \underline{\underline{1}} \quad 3^x = 6 \Rightarrow x = \log_3 6 = \underline{\underline{\frac{1.63}{2}}}$$



9.

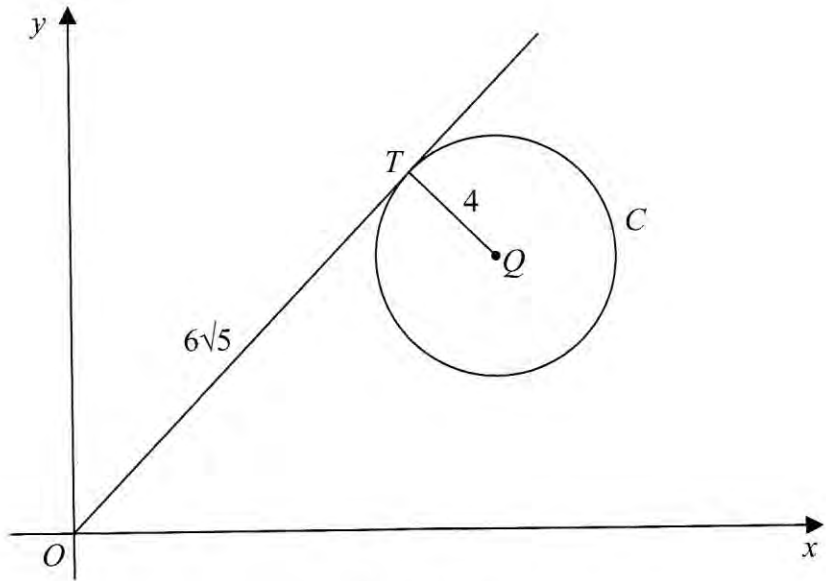


Figure 3

Figure 3 shows a circle  $C$  with centre  $Q$  and radius 4 and the point  $T$  which lies on  $C$ .

The tangent to  $C$  at the point  $T$  passes through the origin  $O$  and  $OT = 6\sqrt{5}$

Given that the coordinates of  $Q$  are  $(11, k)$ , where  $k$  is a positive constant,

(a) find the exact value of  $k$ , (3)

(b) find an equation for  $C$ . (2)

a)

$OQ^2 = 4^2 + (6\sqrt{5})^2 = 196 \therefore OQ = 14$

$\Rightarrow k^2 = 14^2 - 11^2 \Rightarrow k^2 = 75$

$\therefore k = 5\sqrt{3}$

b)  $(x - 11)^2 + (y - 5\sqrt{3})^2 = 16$

10.

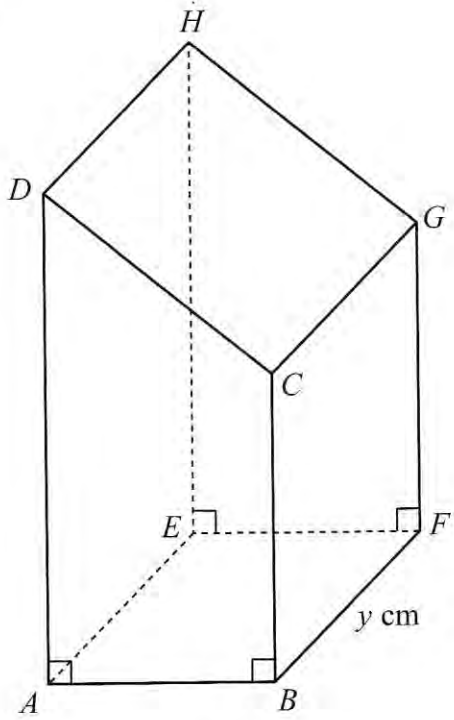


Figure 4

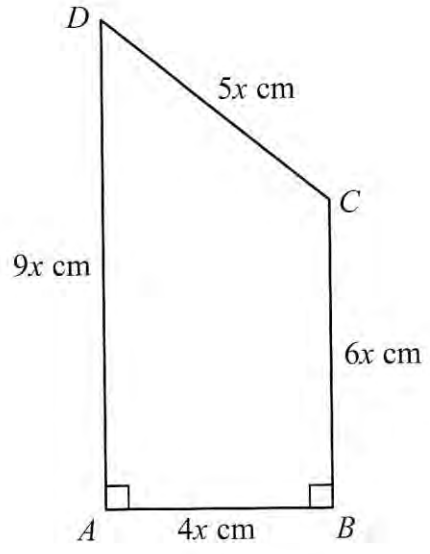


Figure 5

Figure 4 shows a closed letter box  $ABFEHGC D$ , which is made to be attached to a wall of a house.

The letter box is a right prism of length  $y$  cm as shown in Figure 4. The base  $ABFE$  of the prism is a rectangle. The total surface area of the six faces of the prism is  $S$  cm<sup>2</sup>.

The cross section  $ABCD$  of the letter box is a trapezium with edges of lengths  $DA = 9x$  cm,  $AB = 4x$  cm,  $BC = 6x$  cm and  $CD = 5x$  cm as shown in Figure 5. The angle  $DAB = 90^\circ$  and the angle  $ABC = 90^\circ$ .

The volume of the letter box is 9600 cm<sup>3</sup>.

(a) Show that

$$y = \frac{320}{x^2} \tag{2}$$

(b) Hence show that the surface area of the letter box,  $S$  cm<sup>2</sup>, is given by

$$S = 60x^2 + \frac{7680}{x} \tag{4}$$

(c) Use calculus to find the minimum value of  $S$ . (6)

(d) Justify, by further differentiation, that the value of  $S$  you have found is a minimum. (2)

$$a) \text{ Area of trapezium} = \frac{(9x+6x) \times 4x}{2} = 15x \times 2x = 30x^2$$

$$\text{Volume} = 30x^2 \times y = 9600 \quad \therefore y = \frac{9600}{30x^2} = \frac{320}{x^2} \quad \#$$

$$b) SA = 2 \times (30x^2) + 6xy + 5xy + 9xy + 4xy$$

$$SA = 60x^2 + 24xy = 60x^2 + 24x \left( \frac{320}{x^2} \right) = 60x^2 + \frac{7680}{x} \quad \#$$

$$c) S = 60x^2 + 7680x^{-1} \quad \text{Min } S \text{ when } S' = 0$$

$$S' = 120x - 7680x^{-2} \quad \Rightarrow 120x = \frac{7680}{x^2} \quad \Rightarrow x^3 = 64$$

$$S'' = 120 + 15360x^{-3} \quad \therefore x = 4 \text{ cm}$$

$$\therefore \text{Min } S = 60(4)^2 + \frac{7680}{4} = \frac{2880}{2} \text{ cm}^2$$

$$d) \text{ when } x=4 \quad S'' = 120 + \frac{15360}{4^3} = 360 \quad \therefore S'' > 0 \cup$$

$\therefore S$  is at a  
maximum  
when  $x=4$

2