



Cambridge International Examinations
Cambridge International General Certificate of Secondary Education

GEOGRAPHY

0460/41

Paper 4 Alternative to Coursework

October/November 2015

INSERT

1 hour 30 minutes

READ THESE INSTRUCTIONS FIRST

This Insert contains Figs 1 and 2, Photographs A and B and Table 2 for Question 1, and Figs 6 and 9 and Tables 4, 5, 6 and 7 for Question 2.

The Insert is **not** required by the Examiner.



The syllabus is approved for use in England, Wales and Northern Ireland as a Cambridge International Level 1/Level 2 Certificate.

This document consists of **9** printed pages and **3** blank pages.

Fig. 1 for Question 1

The Bradshaw model

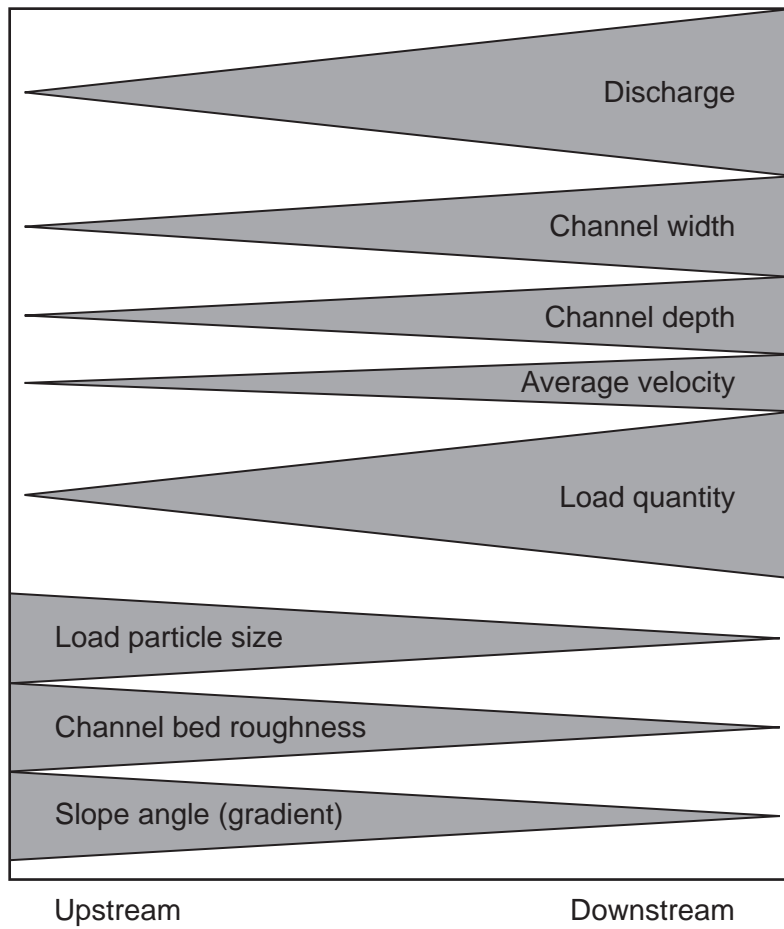
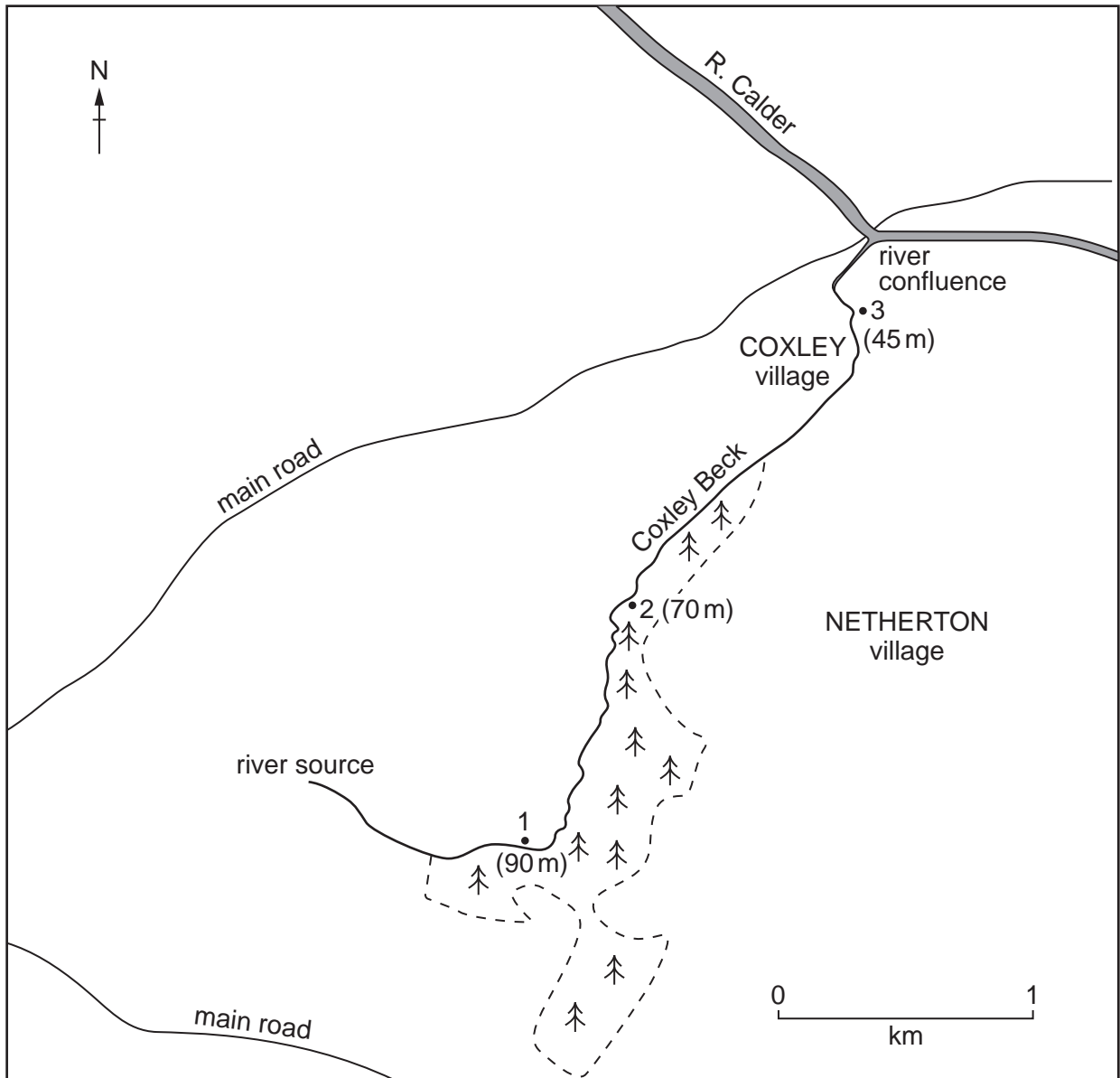


Fig. 2 for Question 1

Location of fieldwork sites



Key

- 1 fieldwork sites
- 2
- 3

(tree symbol) woodland

(90 m)
 (70 m) height above sea level of fieldwork sites
 (45 m)

Photograph A for Question 1



Photograph B for Question 1



Table 2 for Question 1

Results of pebble measurements

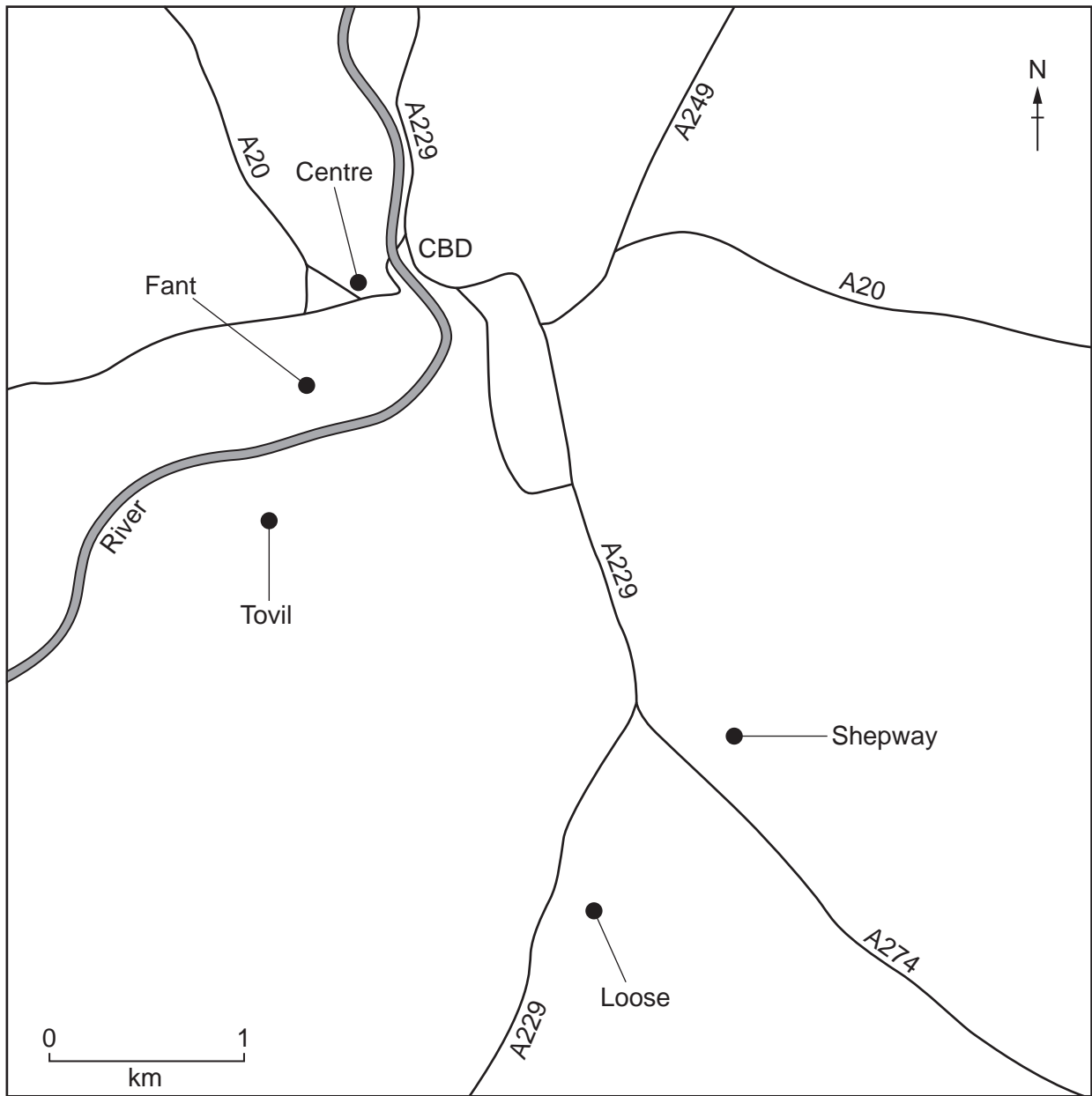
Distance of measurement across river bed from inside bank (m)	Volume (length \times width \times depth) of pebble (cm ³)
site 1	
0.3	435
0.6	61
0.9	127
1.2	79
1.5	275
1.8	39
2.1	150
2.4	469
Average	204.4

site 2	
0.3	109
0.6	48
0.9	270
1.2	228
1.5	19
1.8	45
2.1	60
2.4	116
2.7	202
3.0	146
3.3	90
3.6	72
3.9	301
4.2	190
Average	135.4

site 3	
0.3	41
0.6	17
0.9	58
1.2	80
1.5	76
1.8	96
2.1	124
2.4	82
2.7	178
3.0	165
3.3	216
3.6	292
3.9	311
4.2	271
4.5	399
4.8	345
5.1	470
Average	189.5

Fig. 6 for Question 2

Location of fieldwork sites



Key

A229 main road

Table 4 for Question 2

Results of environmental survey

Area of town	Centre	Fant	Tovil	Shepway	Loose
Distance from CBD (km)	0.4	1.0	1.7	3.0	3.5

	Environmental quality scores				
Building condition	3	2	2	1	4
Public open space	3	2	4	1	3
Traffic	1	2	2	3	4
Noise	1	3	3	2	4
Total	8	9	11	7	15

Fig. 9 for Question 2

Resident questionnaire

This questionnaire is part of our Geography IGCSE fieldwork. Please answer the following questions.

Which area do you live in?

Centre Fant Tovil Shepway Loose

1. How safe do you feel in the local area?

Very safe Safe Unsafe Very unsafe

2. Which one of the following best describes the community in the local area?

- People care for other people
- People are friendly to other people
- People do not mix with other people
- People are unfriendly to other people
- People are hostile to other people

3. Which of the following have you been a victim of? (Tick all that apply)

- Anti-social behaviour
- Assault
- Theft or robbery
- Vandalism
- None of these

Thank you for answering the questions. Please return your completed questionnaire to the email address provided.

Tables 5, 6 and 7 for Question 2

Answers to questionnaire

Area of town	Centre	Fant	Tovil	Shepway	Loose
Distance from CBD (km)	0.4	1.0	1.7	3.0	3.5

Table 5

Answer to Q1: How safe do you feel in the local area? (figures are percentages)

Area of town	Centre	Fant	Tovil	Shepway	Loose
Very safe	22	36	67	9	58
Safe	27	29	28	31	26
Unsafe	33	20	5	34	16
Very unsafe	18	15	0	26	0

Table 6

Answer to Q2: Which one of the following best describes the community in the local area? (figures are percentages)

Area of town	Centre	Fant	Tovil	Shepway	Loose
People care for other people	6	17	39	10	18
People are friendly to other people	9	23	32	32	27
People do not mix with other people	40	32	15	28	41
People are unfriendly to other people	34	24	14	21	10
People are hostile to other people	11	4	0	9	4

Table 7

Answer to Q3: Which of the following have you been a victim of? (figures are percentages)

Area of town	Centre	Fant	Tovil	Shepway	Loose
Anti-social behaviour	26	27	15	22	7
Assault	11	15	18	10	8
Theft or robbery	18	11	9	24	31
Vandalism	10	14	11	39	4
None of these	35	33	47	5	50

BLANK PAGE

Permission to reproduce items where third-party owned material protected by copyright is included has been sought and cleared where possible. Every reasonable effort has been made by the publisher (UCLES) to trace copyright holders, but if any items requiring clearance have unwittingly been included, the publisher will be pleased to make amends at the earliest possible opportunity.

To avoid the issue of disclosure of answer-related information to candidates, all copyright acknowledgements are reproduced online in the Cambridge International Examinations Copyright Acknowledgements Booklet. This is produced for each series of examinations and is freely available to download at www.cie.org.uk after the live examination series.

Cambridge International Examinations is part of the Cambridge Assessment Group. Cambridge Assessment is the brand name of University of Cambridge Local Examinations Syndicate (UCLES), which is itself a department of the University of Cambridge.