



A-level GEOGRAPHY

Paper 2 Human Geography

Insert

This insert contains:

- Figures 1a and 1b for use with Question 1
- Figures 2a and 2b for use with Question 1
- Figures 4a and 4b for use with Question 2
- Figure 5 for use with Question 3
- Figures 6a and 6b for use with Question 3
- Figure 7 for use with Question 4
- Figures 9a and 9b for use with Question 5
- Figures 10a and 10b for use with Question 5.

Figure 1a

The economic assets and liabilities of selected countries in 2016

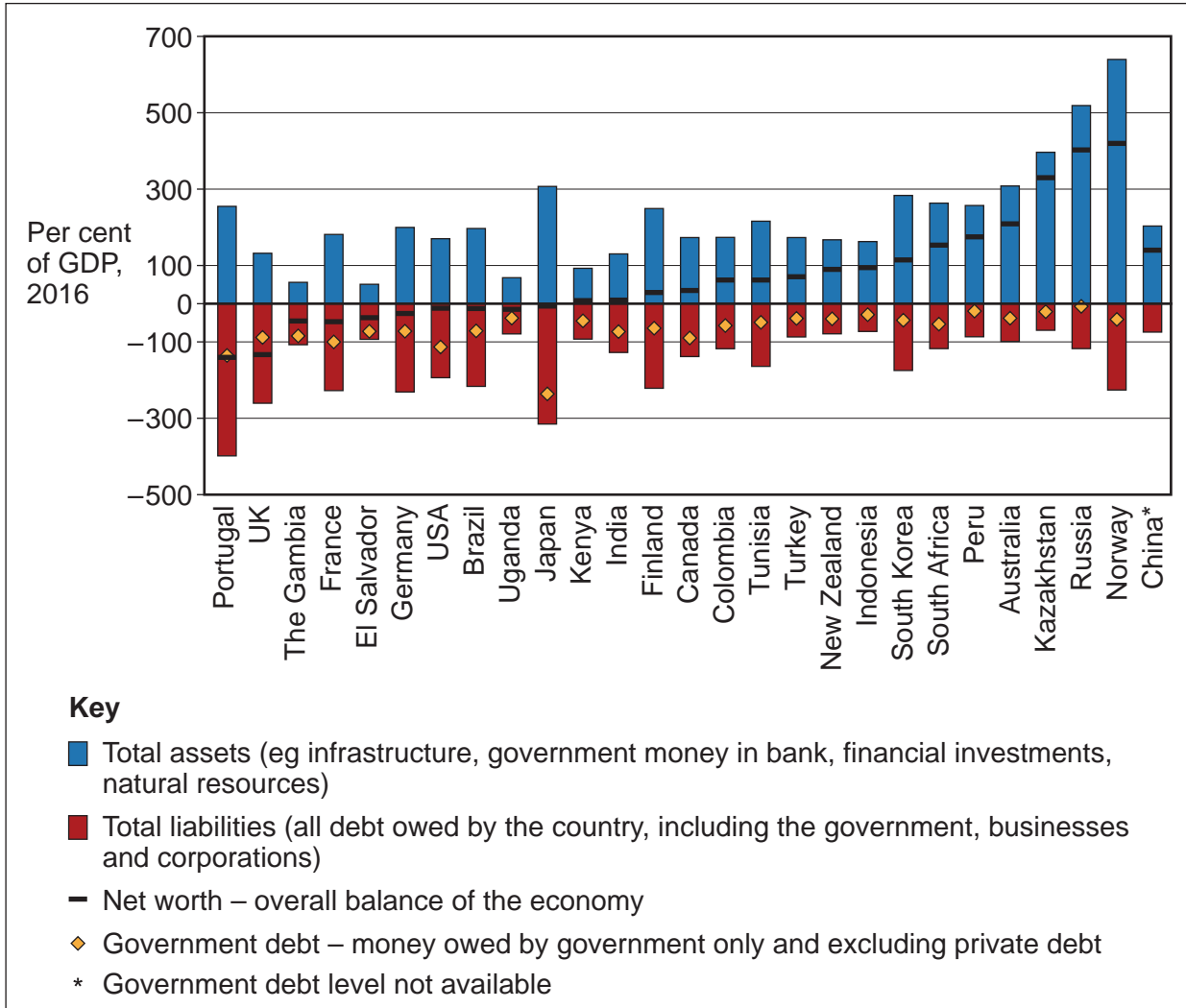
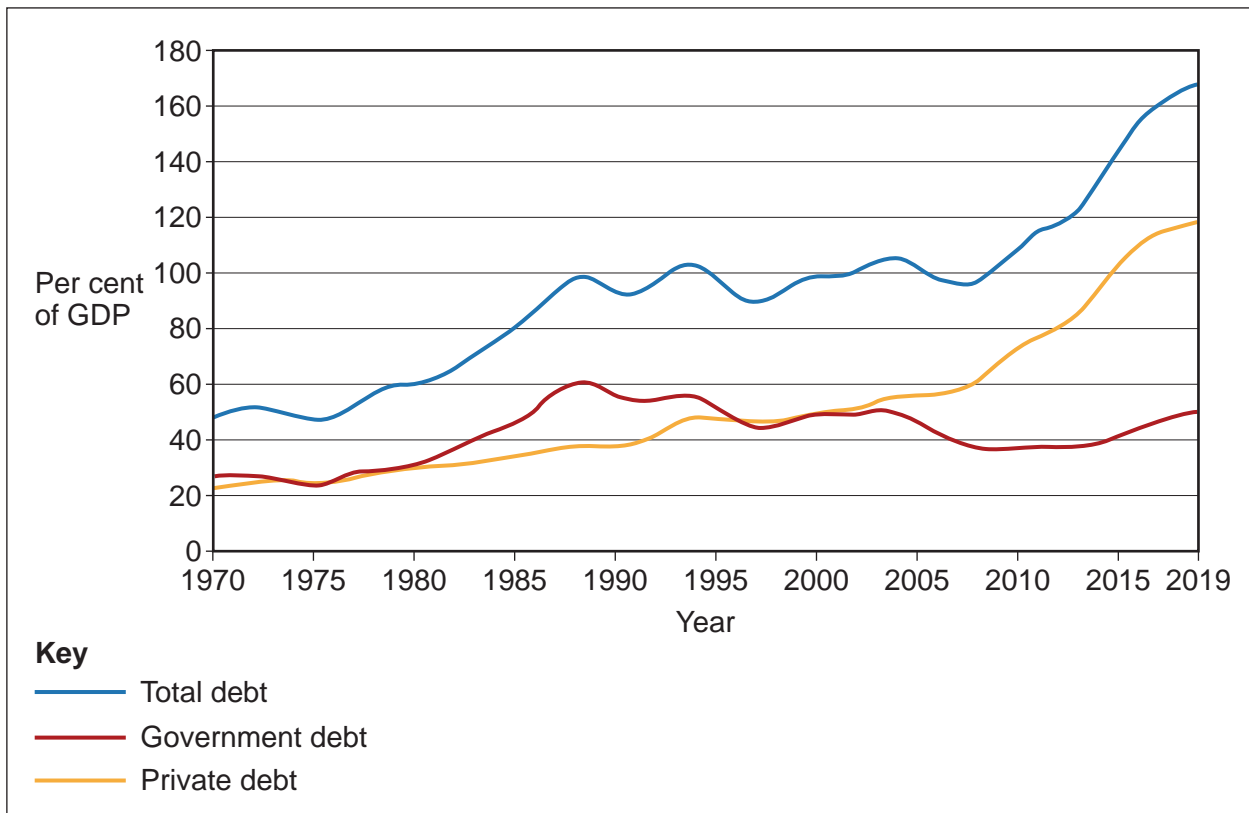


Figure 1b

The total debt in NEEs (Newly Emerging Economies) and LICs (Low Income Countries) between 1970 and 2019



Turn over ►

Figure 2a**Workers in a shoe factory in Vietnam supplying TNCs****Figure 2b****A newspaper article about a workers' protest in a TNC footwear factory in Vietnam in 2018**

The article is not reproduced here due to third party copyright restrictions

Figure 4a**The Albert Docks, Liverpool, a working port in 1885**

The image is not reproduced here due to third party
copyright restrictions

Figure 4b**The Albert Docks, Liverpool, a shopping and entertainment area in 2021****Turn over ►**

Figure 5

GDP per capita and the percentage of total population living in urban areas in selected countries in 2016

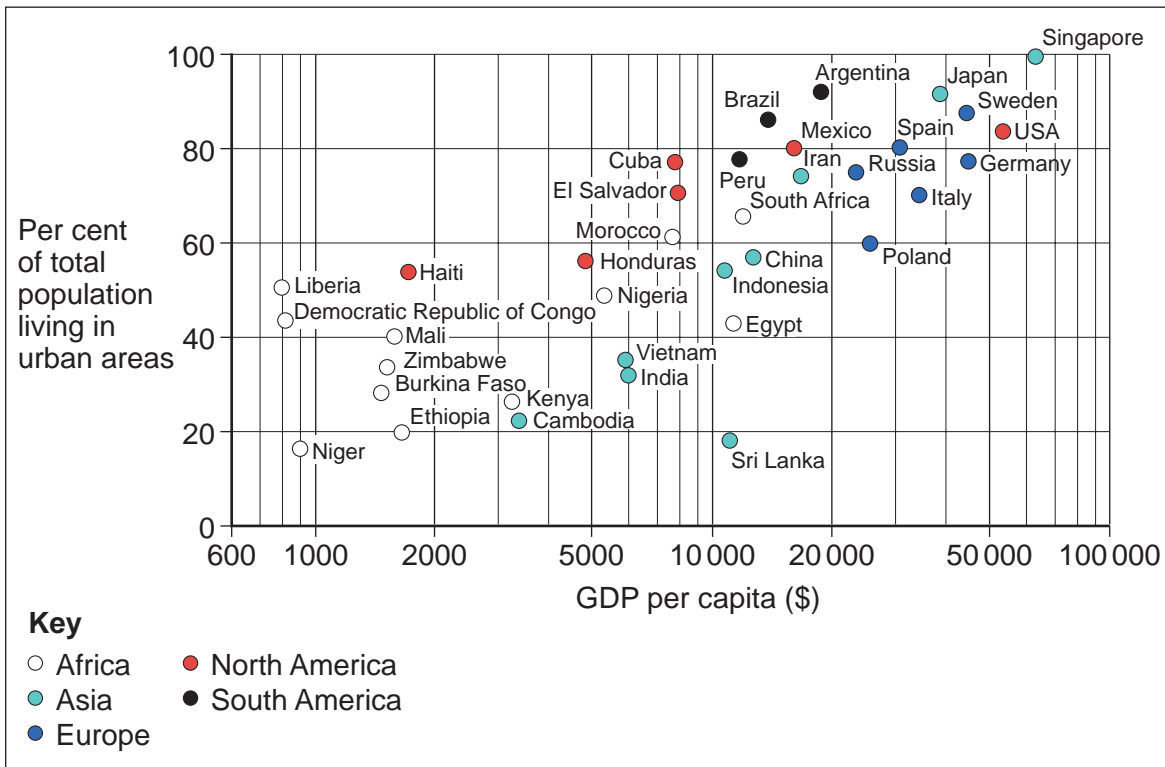


Figure 6a**Photochemical pollution over Mexico City in 2013****Figure 6b****A 2016 report about Mexico City's pollution reduction policies****How Mexico City slashed air pollution levels by half**

Red alerts, curfews and health crises resulting from air too hazardous to breathe – for those who lived in Mexico City in the 80s and 90s, the recent pollution problems are all too familiar. Back then, lead, ozone, carbon and sulphur were so rife in the atmosphere that some even suggested they were causing birds to fall out of the sky.

For the first time in 14 years, unusually high levels of ozone in the valley around Mexico City, have led authorities to activate an environmental contingency plan, restricting vehicle use and ordering factories to limit greenhouse gas emissions by up to 40%.

In 1989, the city government introduced the Cars Don't Circulate (Hoy No Circula) programme, which restricts the use of a fifth of all vehicles on rotating days between Monday and Friday, depending on the last number on a vehicle's registration plate.

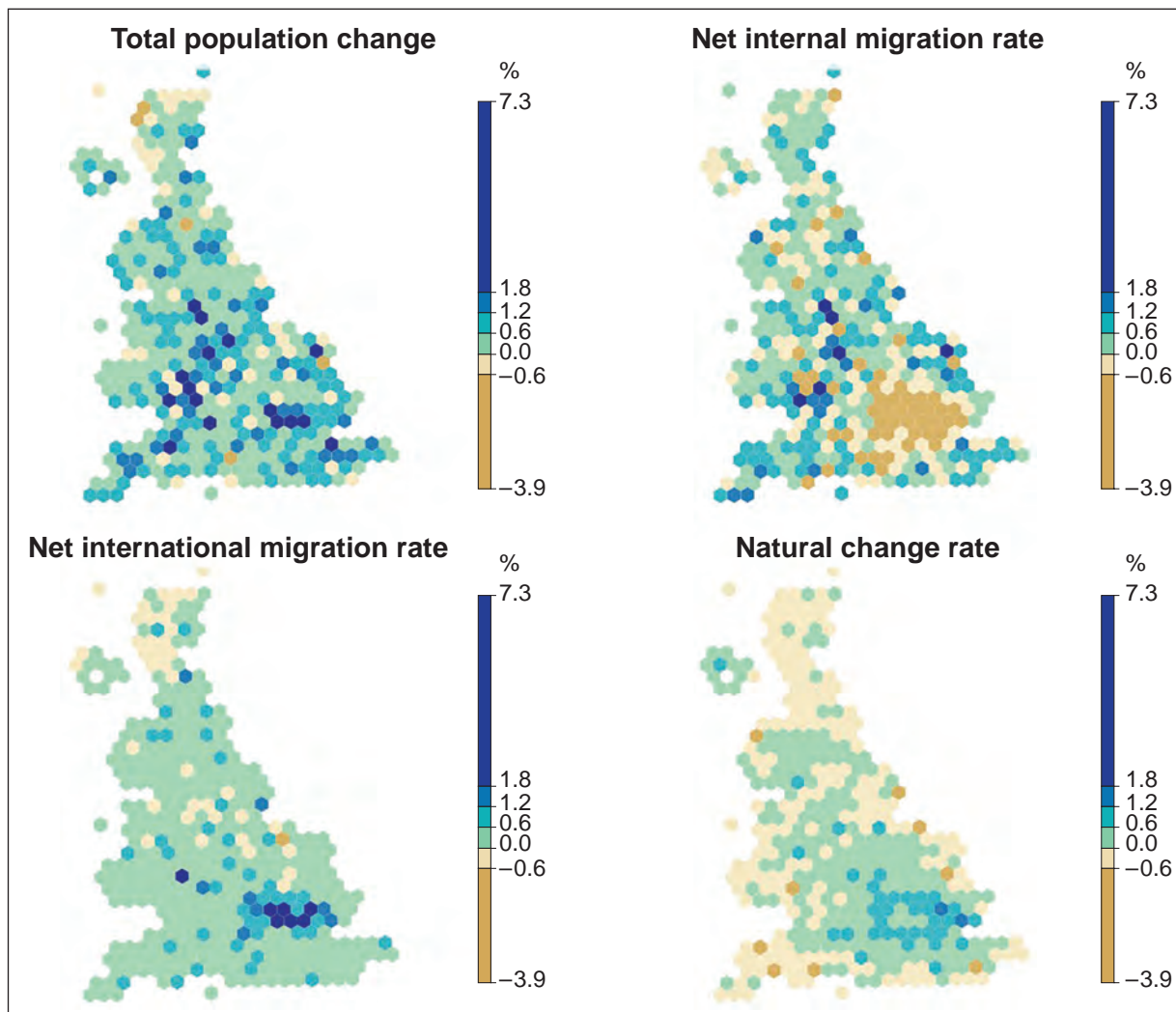
In 2001 and 2011, a strategy called Proaire began to monitor particulate matter smaller than 2.5 micrometres (PM2.5) and 10 micrometres (PM10) and a system of warnings for when levels of ozone or particles were so high they were dangerous to human health. Warnings advised citizens to stay indoors during the day and restrict vehicle use.

The Proaire package of reforms managed to bring Mexico City's air pollution down from a dangerously high rating of 300 on its Air Quality Index in the 80s, to more recent averages of less than 150.

Turn over ►

Figure 7

Population change in the UK between 2017 and 2018



Note: This is a hexbin map: each local authority in the UK is represented by a single hexagon.

Figure 9a

Percentage land area affected by drought in Montana, USA, between May 2017 and January 2018

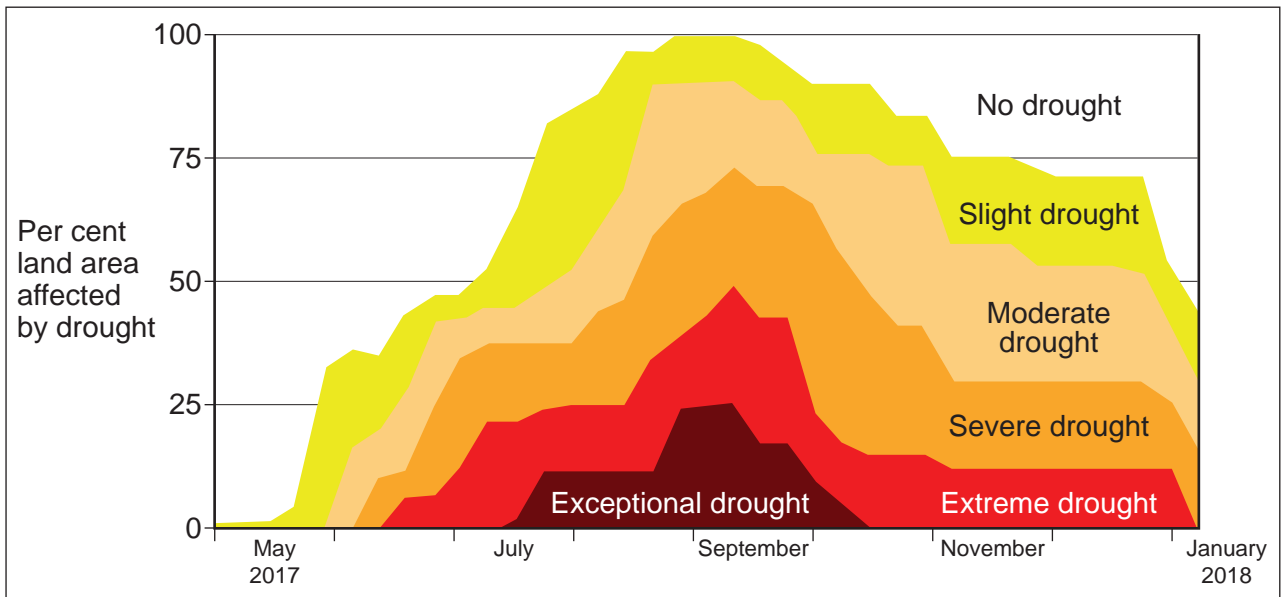
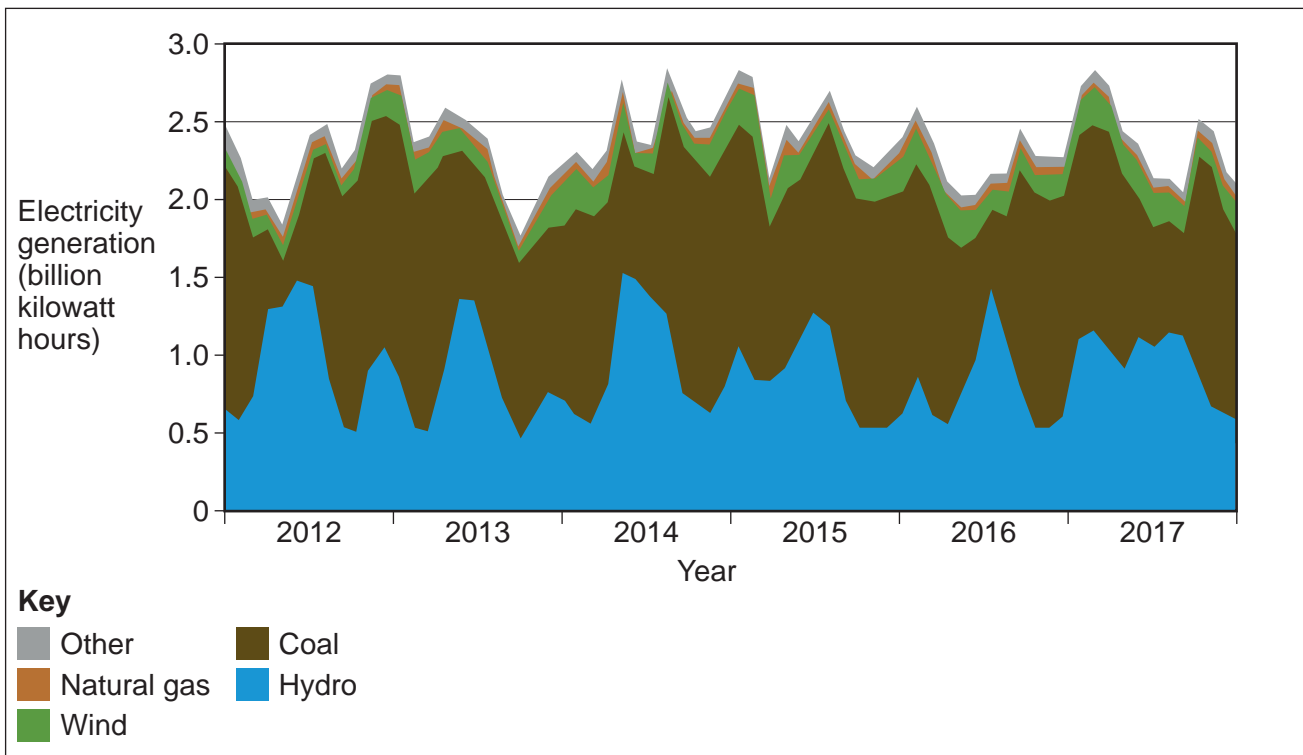


Figure 9b

Energy sources of electricity generation in Montana, 2012–2017



Turn over ►

Figure 10a

Information produced by West Cumbria Mining about a proposal to mine coal in the area





**BRIGHT FUTURES IN
UK STEELMAKING COAL**

We look forward to creating **500+ new jobs**.
Welcome news for everyone especially those
from local areas that experience high levels of
child poverty, poor health and declining industry.

Another good reason to have a UK based supplier of coal for steelmaking

What is the plan?

Since 2014, West Cumbria Mining has been developing plans for the creation of a coal mine, known as Woodhouse Colliery, off the coast near Whitehaven in West Cumbria, to supply the UK and European steel-making coal market, which currently imports around 45 million tonnes per annum.

Figure 10b

A local protest about the proposal to open a coal mine in West Cumbria



END OF SOURCES

There are no resources printed on this page

Copyright information

For confidentiality purposes, all acknowledgements of third-party copyright material are published in a separate booklet. This booklet is published after each live examination series and is available for free download from www.aqa.org.uk.

Permission to reproduce all copyright material has been applied for. In some cases, efforts to contact copyright-holders may have been unsuccessful and AQA will be happy to rectify any omissions of acknowledgements. If you have any queries please contact the Copyright Team.

Copyright © 2023 AQA and its licensors. All rights reserved.

