



GCE

English Language

H070/02: Exploring contexts

AS Level

Mark Scheme for June 2022

OCR (Oxford Cambridge and RSA) is a leading UK awarding body, providing a wide range of qualifications to meet the needs of candidates of all ages and abilities. OCR qualifications include AS/A Levels, Diplomas, GCSEs, Cambridge Nationals, Cambridge Technicals, Functional Skills, Key Skills, Entry Level qualifications, NVQs and vocational qualifications in areas such as IT, business, languages, teaching/training, administration and secretarial skills.

It is also responsible for developing new specifications to meet national requirements and the needs of students and teachers. OCR is a not-for-profit organisation; any surplus made is invested back into the establishment to help towards the development of qualifications and support, which keep pace with the changing needs of today's society.

This mark scheme is published as an aid to teachers and students, to indicate the requirements of the examination. It shows the basis on which marks were awarded by examiners. It does not indicate the details of the discussions which took place at an examiners' meeting before marking commenced.

All examiners are instructed that alternative correct answers and unexpected approaches in candidates' scripts must be given marks that fairly reflect the relevant knowledge and skills demonstrated.

Mark schemes should be read in conjunction with the published question papers and the report on the examination.

© OCR 2022

MARKING INSTRUCTIONS

PREPARATION FOR MARKING ON-SCREEN

1. Make sure that you have accessed and completed the relevant and training packages for on-screen marking: *scoris assessor Online Training* and the *OCR Essential Guide to Marking*.
2. Make sure that you have read and understood the Instructions for On-Screen Marking and the mark scheme and the question paper for this unit. These are posted on the RM Cambridge Assessment Support Portal <http://www.rm.com/support/ca>
3. Log-in to scoris and mark the **required number** of practice responses and the **required number** of standardisation responses.

YOU MUST MARK 10 PRACTICE AND 10 STANDARDISATION RESPONSES BEFORE YOU CAN BE APPROVED TO MARK LIVE SCRIPTS.

MARKING INSTRUCTIONS – FOR MARKING ON-SCREEN AND FOR PAPER BASED MARKING

1. Mark strictly to the mark scheme.
2. Marks awarded must relate directly to the marking criteria.
3. The schedule of dates is very important. It is essential that you meet the scoris 50% and 100% (traditional 40% Batch 1 and 100% Batch 2) deadlines. If you experience problems, you must contact your Team Leader (Supervisor) without delay.
4. If you are in any doubt about applying the mark scheme, consult your Team Leader by telephone or the scoris messaging system, or by email.
5. **Crossed Out Responses**
Where a candidate has crossed out a response and provided a clear alternative then the crossed out response is not marked. Where no alternative response has been provided, examiners may give candidates the benefit of the doubt and mark the crossed out response where legible.

Rubric Error Responses – Optional Questions

Where candidates have a choice of question across a whole paper or a whole section and have provided more answers than required, then all responses are marked and the highest mark allowable within the rubric is given. Enter a mark for each question answered into RM assessor, which will select the highest mark from those awarded. *(The underlying assumption is that the candidate has penalised themselves by attempting more questions than necessary in the time allowed.)*

Longer Answer Questions (requiring a developed response)

Where candidates have provided two (or more) responses to a medium or high tariff question which only required a single (developed) response and not crossed out the first response, then only the first response should be marked. Examiners will need to apply professional judgement as to whether the second (or a subsequent) response is a 'new start' or simply a poorly expressed continuation of the first response.















6. Always check the pages (and additional objects if present) at the end of the response in case any answers have been continued there. If the candidate has continued an answer there then add a tick to confirm that the work has been seen.
7. Award No Response (NR) if:
 - there is nothing written in the answer spaceAward Zero '0' if:
 - anything is written in the answer space and is not worthy of credit (this includes text and symbols).Team Leaders must confirm the correct use of the NR button with their markers before live marking commences and should check this when reviewing scripts.
8. The scoris **comments box** is used by your team leader to explain the marking of the practice responses. Please refer to these comments when checking your practice responses. **Do not use the comments box for any other reason.** If you have any questions or comments for your team leader, use the phone, the scoris messaging system, or e-mail.
9. Assistant Examiners will send a brief report on the performance of candidates to their Team Leader (Supervisor) via email by the end of the marking period. The report should contain notes on particular strengths displayed as well as common errors or weaknesses. Constructive criticism of the question paper/mark scheme is also appreciated.

10. For answers marked by levels of response:

- a. **To determine the level** – start at the highest level and work down until you reach the level that matches the answer
- b. **To determine the mark within the level**, consider the following:

Descriptor	Award mark
On the borderline of this level and the one below	At bottom of level
Just enough achievement on balance for this level	Above bottom and either below middle or at middle of level (depending on number of marks available)
Meets the criteria but with some slight inconsistency	Above middle and either below top of level or at middle of level (depending on number of marks available)
Consistently meets the criteria for this level	At top of level

11. These are the annotations, (including abbreviations), including those used in scoris, which are used when marking

Annotation	Meaning
	Blank Page – this annotation must be used on all blank pages within an answer booklet (structured or unstructured) and on each page of an additional object where there is no candidate response.
	Positive Recognition
	Tick
	Assessment Objective 1
	Assessment Objective 2
	Assessment Objective 3
	Assessment Objective 5
	Attempted or insecure
	Effect
	Expression
	Link
	Answering the question
	Vague
	Irrelevant

INTRODUCTION

Your first task as an Examiner is to become thoroughly familiar with the material on which the examination depends. This material includes:

- the specification, especially the assessment objectives
- the question paper and its rubrics
- the texts which candidates have studied
- the mark scheme.

You should ensure that you have copies of these materials.

You should ensure also that you are familiar with the administrative procedures related to the marking process. These are set out in the OCR booklet **Instructions for Examiners**.

Please ask for help or guidance whenever you need it. Your first point of contact is your Team Leader.

These are the **Assessment Objectives** for the English Language specification as a whole.

AO1	Apply appropriate methods of language analysis, using associated terminology and coherent written expression.
AO2	Demonstrate critical understanding of concepts and issues relevant to language use.
AO3	Analyse and evaluate how contextual factors and language features are associated with the construction of meaning.
AO4	Explore connections across texts, informed by linguistic concepts and methods.
AO5	Demonstrate expertise and creativity in the use of English to communicate in different ways.

WEIGHTING OF ASSESSMENT OBJECTIVES

The relationship between the units and the assessment objectives of the scheme of assessment is shown in the following table:

Component	AO1	AO2	AO3	AO4	AO5	Total
Exploring Language H070/01	20%	0%	20%	10%	0%	50%
Exploring Contexts H070/02	5%	25%	10%	0%	10%	50%
	25%	25%	30%	10%	10%	100%

12. Here are the subject specific instructions for this question paper

USING THE MARK SCHEME

Study this Mark Scheme carefully. The Mark Scheme is an integral part of the process that begins with the setting of the question paper and ends with the awarding of grades. Question Papers and Mark Schemes are developed in association with each other so that issues of differentiation and positive achievement can be addressed from the very start.

This Mark Scheme is a working document; it is not exhaustive; it does not provide 'correct' answers. The Mark Scheme can only provide 'best guesses' about how the question will work out, and it is subject to revision after we have looked at a wide range of scripts.

The Examiners' Standardisation Meeting will ensure that the Mark Scheme covers the range of candidates' responses to the questions, and that all Examiners understand and apply the Mark Scheme in the same way. The Mark Scheme will be discussed and amended at the meeting, and administrative procedures will be confirmed. Co-ordination scripts will be issued at the meeting to exemplify aspects of candidates' responses and achievements; the co-ordination scripts then become part of this Mark Scheme. Before the Standardisation Meeting, you should read and mark in pencil a number of scripts, in order to gain an impression of the range of responses and achievement that may be expected. In your marking, you will encounter valid responses which are not covered by the Mark Scheme: these responses must be credited. You will encounter answers which fall outside the 'target range' of Levels for the paper which you are marking. Please mark these answers according to the marking criteria.

Please read carefully all the scripts in your allocation and make every effort to look positively for achievement throughout the ability range. Always be prepared to use the full range of marks.

PAPER-SPECIFIC INSTRUCTIONS: H070/02 Texts and contexts

Candidates answer question 1, and then choose to answer either question 2 or 3. The paper addresses assessment objectives 1-3 and 5: Assessment Objectives AO2 and AO5 are addressed in question 1. Assessment Objectives AO1, AO2 and AO3 are addressed in question 2 and 3. AO4 is assessed in Component 01.

In question 1, the assessment objectives are given equal weighting. In questions 2 and 3, each assessment objective is weighted differently, with 6 marks for AO1, 18 marks for AO2, and 12 marks for AO3.

THE INDICATIVE CONTENT FOR EACH TASK provides an indication of what candidates are likely to cover. The notes are neither prescriptive nor exhaustive: candidates should be rewarded for any relevant response which appropriately addresses the Assessment Objectives.

THE LEVEL DESCRIPTORS FOR EACH QUESTION FOLLOW THE INDICATIVE CONTENT

SUBJECT-SPECIFIC INSTRUCTIONS: ENGLISH LANGUAGE

Each level descriptor covers the relevant assessment objectives.

Where the assessment objectives appear in separate columns, marks should be allocated for each assessment objective independently of one another. There is no requirement for responses to be allocated marks from within the same level across each assessment objective. An answer does not have to meet all the requirements of a level descriptor before being placed in that level. The extent to which it meets all of the requirements of a level descriptor will determine its placement within that level.

The extent to which the statements within the level have been achieved should be the only criteria used when deciding the mark within a level. Indicative content *indicates* possible points candidates might make, but this is not an exhaustive account. Any valid response should be rewarded.

Here is the mark scheme for this question paper.

Indicative Content – *Please note:* indicative content *indicates* possible points candidates might make, but this is not an exhaustive account. **Any valid response should be rewarded, including those that deal in detail with a limited number of points.**

There are a total of 24 marks available for **Question 1**.

Decide on a mark for AO2 out of 12, and then a separate mark for AO5 out of 12. Add the two marks together to reach a total out of 24 marks. It is possible that candidates may achieve different levels for each AO: allocate the mark according to the level of competency demonstrated for each AO individually.

Indicative Content – *Please note:* indicative content *indicates* possible points candidates might make, but this is not an exhaustive account. Any valid response should be rewarded.

Question	Guidance	Marks	Text Features
1	<p><i>'All children should be taught to speak Standard English and discouraged from using non-standard English at school.'</i></p> <p>Write a magazine article that critically engages in any way with the statement above and persuades readers to agree with a particular point of view. Your article should be aimed at a non-specialist, reasonably well-educated audience. You should write about 500 words.</p> <p>AO5</p> <p>A magazine article should have a recognisable structure and be cohesive. The headline and subheading should hook the reader. Ways to achieve this would be through hyperbole, emotive language/statistics, or a deliberately provocative statement. The opinions that follow need to be substantiated in some way and tied to the main thread of the feature. Rhetorical flourishes and patterning of language will be appropriate, but should not be overly formal. The formality levels need to be carefully modulated for the audience. Unglossed jargon would suggest that a non-specialist audience is not being considered. The conclusion might refer back to an anecdote or statement in the introduction.</p>	24	<p>AO2</p> <p>Candidates may approach the task from either perspective as long as critical engagement with the statement has been achieved. The following points could be made:</p> <ul style="list-style-type: none"> • Students may focus on the role of school as a way into the world of work, linking Standard English with more powerful forms of language • Teaching children to code switch may help them become more successful in certain careers • Learning to use Standard English gives access to overt prestige • Appropriacy; the more forms of language a child is exposed to, the more adaptive their language may be as they grow up • Further compounds the perspectives on regional varieties as 'inferior' and may perpetuate social stigma against them • Links between dialect and identity; the role of school in helping children form their own identities and the place dialect has in this • Lack of distinction in the statement between taboo language, slang, regional variations etc; are all non-standard forms equally inappropriate? • Linguistic hegemony <p>And the following studies/theorists could be referenced:</p> <ul style="list-style-type: none"> • Impact of the use of non-standard English (e.g. Trudgill, Cheshire) • Attitudes to accents and non-standard pronunciation (e.g. Giles, Trudgill)

Question	Guidance	Marks	Text Features
			<ul style="list-style-type: none">• Codes and code switching (e.g. Poplack, Auer)Covert and overt prestige (e.g. Labov)<ul style="list-style-type: none">• Elaborated and restricted code (Bernstein)

Question	Guidance	Marks	Text Features	
Level	AO2	Mark	AO5	Mark

6	<ul style="list-style-type: none"> In their piece of writing, candidates show a secure knowledge and understanding of the specified concept and/or issue and its relevance to language use. Candidates engage critically with the specified concept and/or issue. 	11-12	<ul style="list-style-type: none"> Candidates create a piece of skilfully-constructed writing and show some originality in making the piece appropriate to the form specified in the task. Their use of appropriately chosen linguistic features shows some flair and their writing suits the audience defined in the task. 	11-12
5	<ul style="list-style-type: none"> In their piece of writing, candidates show a sound level of knowledge and understanding of the specified concept and/or issue and its relevance to language use. In their piece, candidates show that they can take a critical angle on the specified concept and/or issue 	9-10	<ul style="list-style-type: none"> Candidates create a piece of well-constructed writing, which is appropriate to the form specified in the task. Their use of appropriately chosen linguistic features shows skill, and their writing is clearly pitched at the audience defined in the task. 	9-10
4	<ul style="list-style-type: none"> In their piece of writing, candidates show a reasonable level of knowledge and understanding of the specified concept and/or issue and its relevance to language use. Candidates show that they have some ability to think and write critically about the concept. 	7-8	<ul style="list-style-type: none"> Candidates construct a piece of writing that contains a number of the main elements of the form specified in the task. They can clearly use appropriate linguistic features and their writing has been modulated to take some account of the audience defined in the task. 	7-8
3	<ul style="list-style-type: none"> Candidates' knowledge and understanding of the chosen language concept or issue is mostly accurate, although likely to be somewhat thin. In their piece of writing, candidates have addressed the specified language concept and/or issue, although not critically. 	5-6	<ul style="list-style-type: none"> Candidates produce writing that is attempting to match the task's purpose and which has some elements of the form specified in the task. They employ some appropriate language features, and some attempts have been made to take account of the audience defined in the task. 	5-6

H070/02

Mark Scheme

June 2022

2	<ul style="list-style-type: none"> • Candidates' knowledge and understanding of the concept/issue is likely to have inaccuracies or be muddled. • The language concept and/or issue is present in the piece, although somewhat indistinct or confused. 	3-4	<ul style="list-style-type: none"> • Candidates produce writing that has some sense of the form specified in the task, but that leaves out key elements. • There are some attempts to employ appropriate language features, although probably not in a register which suits the audience defined in the task. 	3-4
1	<ul style="list-style-type: none"> • Candidates do not appear to understand the concept and/or issue but it is possible to see one or two points relating to it. • The language concept and/or issue will be just barely detectable in the piece. 	1-2	<ul style="list-style-type: none"> • Candidates produce writing which has little sense of the specified task, although there may be one or two superficial features of the form specified in the task. • One or two appropriate language features may be present; the audience is not understood or addressed. 	1-2
0	<ul style="list-style-type: none"> • No response or no response worthy of any credit. 	0	<ul style="list-style-type: none"> • No response or no response worthy of any credit. 	0

Indicative Content – **Please note:** indicative content indicates possible points candidates might make, but this is not an exhaustive account. Any valid response should be rewarded.

Question	Guidance	Marks	Text features
2	<p>Language and Power Text A is an extract from a letter given to witnesses who have given a statement of evidence to the police in a criminal case.</p> <p>Using appropriate terminology, examine Text A in the light of ways in which power is represented. In your answer you should:</p> <ul style="list-style-type: none"> • analyse the relevant language features of the text • explore how contextual factors and language features construct meanings • consider the ways in which your understanding of concepts and issues relating to power in language use illuminated the representation of power within the text <p>AO1 Candidates should analyse a range of language features using appropriate terminology. Written expression should be coherent.</p> <p>AO2 The primary focus needs to be on the representations of power within the text, the language features derived from those representations, and critical responses to them. The representation of power needs to be explored on different levels, e.g. lexical choices/rhetoric/grammatical constructions. The positioning of producer in relation to receiver needs consideration. This</p>	36	<p>Underlying acknowledgement that the reader is legally obliged to co-operate with the police, i.e. the instrumental power of the police “This information is needed when the trial date is set”, which interestingly contrasts with some persuasive features “we value your help”</p> <p>Use of modal auxiliaries “Criminal justice system cannot work without witnesses” “everyone involved with the case will read your statement” creates sense of certainty – reassuring for people who have likely not been in this situation previously.</p> <p>Voice created in the ‘answers’ is knowledgeable and friendly but there are instances of additional caveats which contrast with the certainty of some of the other answers “there may be constraints, which affect the ability of the Criminal Justice agencies to provide the service to all witnesses, in all cases.” Lexical repetition of “all” and syntactic parallelism create sense that the number affected may be small, further reassuring concerned readers.</p> <p>Lexical field of legality and justice: “witness” “police” “prosecuting” “offence” but some lexis is glossed “intimidate (frighten)” so that the field-specific lexis is used but explained for the potentially wide range of readers.</p> <p>Use of a formal register and Standard English throughout, reflecting the instrumental power relevant to the authorities in this context.</p> <p>Awareness of readers’ context – including concerns of safety “Will the suspect [...] be given my address?” implies the</p>

	<p>consideration may be illuminated by reference to the ideas of theorists such as Fairclough or Labov.</p> <p>A03 Candidates could include acknowledgement of the physical nature of the text and reference to the language features derived from it. This will involve a consideration of context, purpose and audience. The audience is likely to be adults of all ages, including teenagers, who have given evidence to the police in a criminal case. Crucially, the potential audience's experience with the criminal justice system may vary significantly.</p>	<p>danger some witnesses may be in, but this risk is not explicitly discussed.</p> <p>Graphology: Layout as questions and answers provides more reassurance for a concerned reader who will have many questions of their own. Could also provide the sense that many people have asked the same questions, helping the witness feel less alone.</p> <p>Use of first person pronouns in the questions, giving the witness a 'voice'. Use of plural pronoun 'we' in answers, suggesting there are many officials who support the witness and will answer more questions.</p> <p>Significant and repeated use of declaratives adds to the factual and informative tone. Possible avoidance of imperatives through use of modal auxiliaries "you should tell the police immediately" avoids distancing the reader by giving too many orders.</p> <p>Difference in the ways obligation is discussed between witness and authorities; police "will seek to update you", the verb "seek" implying an acknowledgement that this attempt may fail, but the witness "should tell the police immediately" If they are threatened, suggesting they must not fail to pass on information.</p>
--	---	--

Indicative Content – **Please note:** indicative content indicates possible points candidates might make, but this is not an exhaustive account. Any valid response should be rewarded.

Question	Guidance	Marks	Text features
3	<p>Language and Gender</p> <p>Text B is taken from an article on the Open University online about women working in the engineering sector.</p> <p>Using appropriate terminology, examine Text B in the light of ways in which gender is represented. In your answer you should:</p> <ul style="list-style-type: none"> • analyse the relevant language features of the text • explore how contextual factors and language features construct meanings • consider the ways in which your understanding of concepts and issues relating to gender in language use illuminated the representation of power within the text <p>AO1 Candidates should analyse a range of language features using appropriate terminology. Written expression should be coherent.</p> <p>AO2 The primary focus needs to be on the representations of gender within the text, the language and graphological features derived from those representations, and critical responses to them. The representation of gender needs to be explored on different levels, e.g. lexical choices, the use of graphological features, and grammatical structures.</p>	36	<p>Candidates may argue that while the overt position of the text is to “debunk” myths, its representation of women is stereotypical in many places. Women are presented as not wanting to get dirty, as needing to actively learn to stand up to men and as being more family orientated than their male counterparts. However, candidates may also consider the previous social conditioning of the text’s audience, and the potential need for the text to begin from a more stereotypical place in order to fulfil one of its purposes, to convince its readers to enter the engineering sector.</p> <p>Candidates may consider the context of a higher educational establishment encouraging and persuading more people onto its courses. There is a persuasive tone throughout, including use of highly positive pre-modifying adjectives “exciting sector” “amazing opportunities” suggesting women need convincing to join the sector.</p> <p>Quotations from experts with long titles “Chief Technician in the Dyson Centre for Engineering Design at Cambridge University” which includes mention of commercially successful company Dyson, as well as educationally prestigious Cambridge University. Foregrounding of women who have been highly successful in engineering roles.</p> <p>Adverbial use of “just” is repeated throughout, e.g. in “just as much as my other, male colleagues” which suggests an underlying assumption that many readers will believe she can in fact do less. Adverbial use is interesting again in “Being an engineer is not necessarily about brawn,” candidates may pick up on the implication that many engineering roles do still</p>

	<p>AO3 Candidates should include explicit acknowledgement of the multi-modal nature of the text and reference to the language features derived from it. This will involve a consideration of context, purpose and audience. The text is aimed at an adult, predominantly female, audience, who are either training in, or considering training in, the STEM sector. Candidates could consider the role of the Open University as a route taken by many adult learners, but should not be penalised for their lack of awareness of the institution.</p>	<p>require “brawn” rather than “indoor, mostly computer-based work”.</p> <p>Semantic field of necessity which may conversely present the roles being discussed as a minority, e.g. “not necessarily” “don’t have to wear overalls”</p> <p>In point 3, women are represented as being naturally timid, stating that “female engineers have learnt to speak out and be heard” suggesting this goes against their inclinations, and are able to “stand up to their male counterparts”, where the onus is being placed on women to “stand up to” men rather than being on the males to treat their colleagues with respect. Candidates could link to idea of conflict vs compromise, which is also relevant to the discussion of “soft skills” such as “empathy” and “an ability to listen.”</p> <p>Mention of raising a family presents women as the main providers of care. Use of punctuation such as “and she has three children, four dogs and a cat!”</p> <p>Use of photographs; two show women smiling at the camera, one shows a female engineer at work.</p> <p>Marked used of “female engineers” throughout.</p>
--	---	--

There are a total of 36 marks available for **Questions 2 or 3**.

There are a total of 6 marks for AO1, 18 marks for AO2 and 12 marks for AO3. Each bullet point beneath each level represents one mark within that level. Decide on a mark for AO1 out of 6, and then a separate mark for AO2 out of 18 and a separate mark for AO3 out of 12. Add the three marks together to reach a total out of 36 marks. It is possible that candidates may achieve different levels for each AO: allocate the mark according to the level of competency demonstrated for each AO individually.

Level	AO1	Mark	AO2	Mark	AO3	Mark
6	<ul style="list-style-type: none"> Candidates explore a wide range of language features illuminated by very appropriate examples and methods. They apply appropriate terminology; the writing is in a secure academic register. 	6	<ul style="list-style-type: none"> Candidates show an assured knowledge and understanding of relevant concepts and issues. Candidates identify patterns of language use within the text with assurance. Candidates engage critically with the ways concepts and issues inform their analysis of the text's patterns of language use. 	16-18	<ul style="list-style-type: none"> Candidates offer a discerning exploration of a range of contexts and their potential influences on the language in the text. Candidates evaluate in perceptive detail how contextual features inherent in the text are associated with the construction of meaning. 	11-12
5	<ul style="list-style-type: none"> Candidates analyse a range of language features with very appropriate examples and methods. They apply appropriate terminology and written expression is coherent. 	5	<ul style="list-style-type: none"> Candidates show a good knowledge and understanding of relevant concepts and issues. Candidates identify patterns of language use within the text effectively. Candidates use their knowledge and understanding of concepts and issues to offer informed comment of the text's patterns of language use. 	13-15	<ul style="list-style-type: none"> Candidates respond in detail to a range of contexts and their potential influences on the language in the text. Candidates will analyse in detail how contextual features inherent in the text are associated with the construction of meaning. 	9-10

<p>4</p>	<ul style="list-style-type: none"> • Candidates make generally accurate reference to language features with appropriate examples and methods. Their use of terminology is mostly appropriate, although likely to be less densely packed than the level above, and written expression is clear but likely not to be economical. 	<p>4</p> <ul style="list-style-type: none"> • Candidates show a sound level of knowledge and understanding of relevant concepts and issues. • Candidates demonstrate competence in identifying patterns of language use within the text. • Candidates use their knowledge and understanding of concepts and issues to comment on some language features in the text. 	<p>10-12</p>	<ul style="list-style-type: none"> • Candidates make a sound attempt to respond to a range of contexts and their potential influences on the language in the text. • Candidates make clear, relevant response to the contextual features inherent in the text and how these are associated with the construction of meaning. 	<p>7-8</p>
<p>3</p>	<ul style="list-style-type: none"> • Candidates make some reference to language features with appropriate examples and methods. Their use of terminology is at times appropriate; written expression contains some errors. 	<p>3</p> <ul style="list-style-type: none"> • Candidates show a largely accurate knowledge and understanding of language concepts or issues, although is likely to lack the depth needed to be convincing. • Candidates demonstrate soundness in identifying patterns of language use within the text. • Candidates use their knowledge and understanding of concepts and issues to comment generally on language use in the text. 	<p>7-9</p>	<ul style="list-style-type: none"> • Candidates make some attempts to respond to contexts and make some points about their potential influences on the language used in the text. • Candidates make general comments regarding the contextual features inherent in the text, showing some understanding of how these are associated with the construction of meaning. 	<p>5-6</p>

<p>2</p>	<ul style="list-style-type: none"> • Candidates make limited reference to language features with some appropriate examples. They use some terms with occasional appropriateness; writing is likely to contain errors which sometimes obscure meaning. 	<p>2</p> <ul style="list-style-type: none"> • Candidates' knowledge and understanding of concepts/issues is likely to have inaccuracies or be muddled. • Candidates demonstrate limited ability to identify patterns of language use within the text. • Candidates use concepts/issues to comment on the text, although connections may be lacking or confused. 	<p>4-6</p> <ul style="list-style-type: none"> • Candidates make a limited response to contexts and to their potential influences on the language used in the text. • Candidates show a basic understanding of how contextual features inherent in the text contribute to the overall meaning. 	<p>3-4</p>
<p>1</p>	<ul style="list-style-type: none"> • Candidates offer few appropriate examples, if any; little or basic reference to language features. Terminology, if present, is inappropriate and accuracy of written expression is very limited. 	<p>1</p> <ul style="list-style-type: none"> • Candidates select irrelevant or unconnected concepts or issues, or presents erroneous accounts of concepts. • Candidates demonstrate weaknesses in identifying patterns of language use within the text. • Candidates attempt to use concepts or issues to examine the text, although these will be superficial. 	<p>1-3</p> <ul style="list-style-type: none"> • Candidates make only one or at the most two references to context(s), identifying a potential influence on the language used in the text. • Candidates make little attempt to show understanding of how one or more contextual features inherent in the text contribute to the overall meaning. 	<p>1-2</p>
<p>0</p>	<ul style="list-style-type: none"> • No response or no response worthy of any credit. 	<p>0</p> <ul style="list-style-type: none"> • No response or no response worthy of any credit. 	<p>0</p> <ul style="list-style-type: none"> • No response or no response worthy of any credit. 	<p>0</p>

H070/02

Mark Scheme

June 2022

APPENDIX 1 – this contains a generic mark scheme grid

Assessment Objective weightings are given as percentages.

Assessment Objectives Grid

Question	AO1%	AO2%	AO3%	AO4%	AO5%	Total
1	0	10	0	0	10	20
2 or 3	5	15	10	0	0	30
Totals	5%	25%	10%	0%	10%	50%

Need to get in touch?

If you ever have any questions about OCR qualifications or services (including administration, logistics and teaching) please feel free to get in touch with our customer support centre.

Call us on

01223 553998

Alternatively, you can email us on

support@ocr.org.uk

For more information visit

 ocr.org.uk/qualifications/resource-finder

 ocr.org.uk

 [Twitter/ocrexams](https://twitter.com/ocrexams)

 [/ocrexams](https://twitter.com/ocrexams)

 [/company/ocr](https://www.linkedin.com/company/ocr)

 [/ocrexams](https://www.youtube.com/ocrexams)



OCR is part of Cambridge University Press & Assessment, a department of the University of Cambridge.

For staff training purposes and as part of our quality assurance programme your call may be recorded or monitored. © OCR 2022 Oxford Cambridge and RSA Examinations is a Company Limited by Guarantee. Registered in England. Registered office The Triangle Building, Shaftesbury Road, Cambridge, CB2 8EA.

Registered company number 3484466. OCR is an exempt charity.

OCR operates academic and vocational qualifications regulated by Ofqual, Qualifications Wales and CCEA as listed in their qualifications registers including A Levels, GCSEs, Cambridge Technicals and Cambridge Nationals.

OCR provides resources to help you deliver our qualifications. These resources do not represent any particular teaching method we expect you to use. We update our resources regularly and aim to make sure content is accurate but please check the OCR website so that you have the most up-to-date version. OCR cannot be held responsible for any errors or omissions in these resources.

Though we make every effort to check our resources, there may be contradictions between published support and the specification, so it is important that you always use information in the latest specification. We indicate any specification changes within the document itself, change the version number and provide a summary of the changes. If you do notice a discrepancy between the specification and a resource, please [contact us](#).

Whether you already offer OCR qualifications, are new to OCR or are thinking about switching, you can request more information using our [Expression of Interest form](#).

Please [get in touch](#) if you want to discuss the accessibility of resources we offer to support you in delivering our qualifications.