



Oxford Cambridge and RSA

**Monday 6 June 2022 – Afternoon**

**A Level Economics**

**H460/02 Macroeconomics**

**Time allowed: 2 hours**



**You can use:**

- a scientific or graphical calculator



Please write clearly in black ink. **Do not write in the barcodes.**

Centre number

--	--	--	--	--

Candidate number

--	--	--	--

First name(s)

---

Last name

---

### INSTRUCTIONS

- Use black ink. You can use an HB pencil, but only for graphs and diagrams.
- Write your answer to each question in the space provided. If you need extra space use the lined pages at the end of this booklet. The question numbers must be clearly shown.
- Answer **all** the questions in Section A, **one** question in Section B and **one** question in Section C.

### INFORMATION

- The total mark for this paper is **80**.
- The marks for each question are shown in brackets [ ].
- Quality of extended response will be assessed in questions marked with an asterisk (\*).
- This document has **16** pages.

### ADVICE

- Read each question carefully before you start your answer.

## 2

## SECTION A

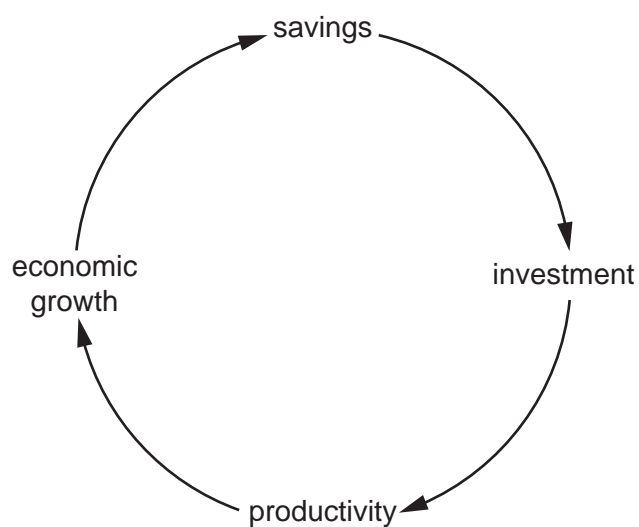
Read the following stimulus material and answer **all** parts of Question 1 which follow in this section.

**Does rising national debt matter?**

At the start of 2020, there were reasons to think there was both a greater need for government borrowing and a reduced concern about rising national debt. There had been a slowdown on the growth of aggregate demand. Although interest rates were low, private sector investment was not making full use of available savings. Fig. 1 shows a virtuous circle between savings and economic growth.

**Fig. 1**

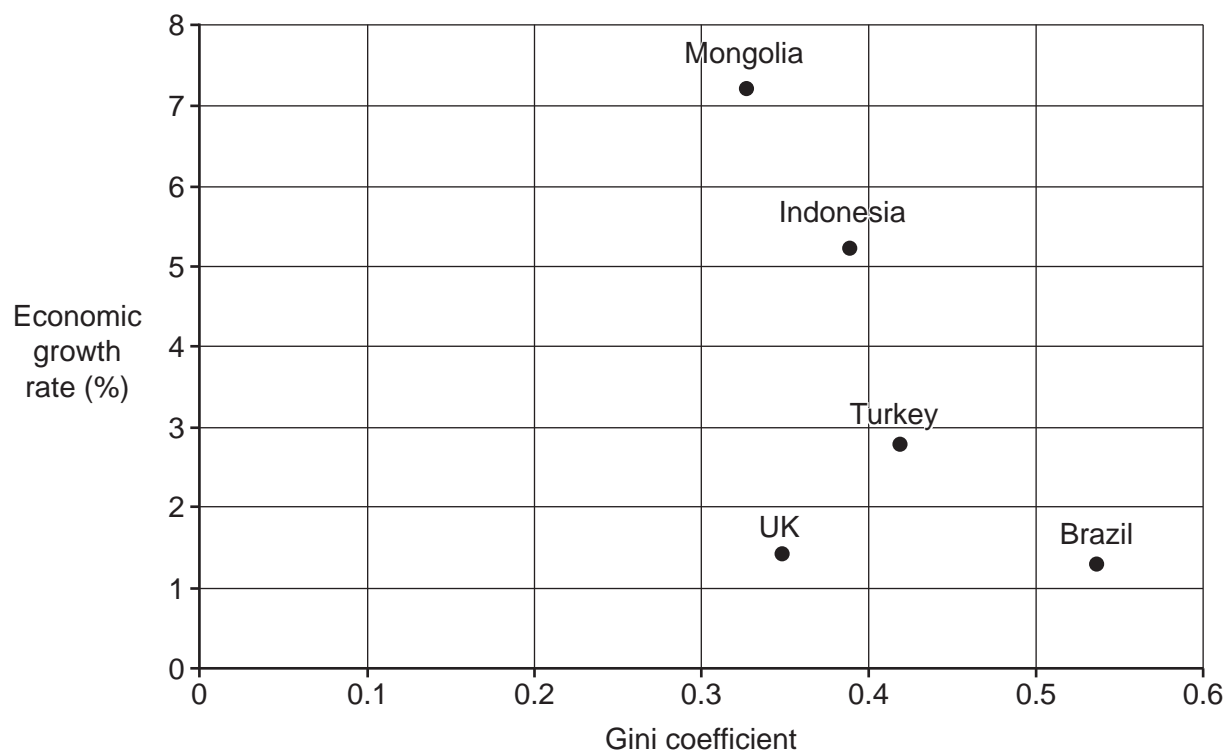
A virtuous circle



However, more savings, if not used for investment, can slow down economic growth. One cause of an increase in savings can be greater income inequality. Fig. 2 shows the Gini coefficient and economic growth rates for selected countries.

Fig. 2

The Gini coefficient and economic growth rate for selected countries 2018

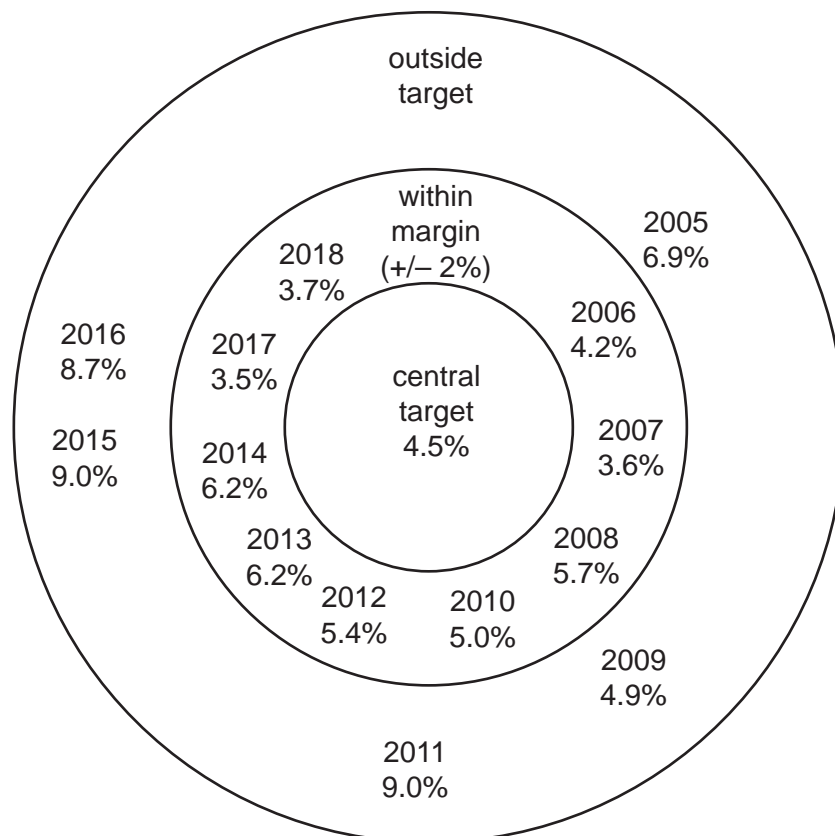


- The slowdown in aggregate demand in the UK kept the country's inflation rate low. Between
- 10 January 2019 and January 2020, the Consumer Prices Index increased from 106.3 to 108.2. If a central bank can convince households, workers and firms that inflation will be at a low and stable rate, it can affect expectations and investment in a beneficial way. One way of doing this is by setting an inflation rate target. Of course, trying to achieve an inflation rate target can be affected by adverse demand-side and supply-side shocks. If the target is not met, it can also cause
- 15 households, workers, and firms to question the central bank's ability to control inflation.

Some governments change their inflation rate target. For example, the Brazilian government between 2005 and 2018 had kept the inflation rate target fixed at 4.5% with a margin of plus or minus 2%. In 2019 however, the target was changed to 4.25% and in 2021 it was set at 3.75%. In both years the margins were set at plus or minus 1.5%. Fig. 3 shows Brazil's inflation rate performance in terms of its target rate over the period 2005–2018.

**Fig. 3**

Brazil's performance in meeting its inflation rate target



The UK's low inflation rate at the start of 2020 was combined with a low economic growth rate. The economy was experiencing a negative output gap. There was the possibility that higher government spending, financed by borrowing, could increase economic growth. Higher government borrowing, however, increases the national debt, at least in the short run. In January 2020, the UK's national debt was 72% of GDP. An increase in government debt also runs the risk of increasing the inflation rate. This is influenced by, among other factors, who the government borrows from. There is the possibility that higher government debt may make it more difficult to attract lenders who are willing to buy the debt. Japan, however, which had a much higher national debt of 230% of GDP at this date, was not having any difficulty selling its debt.

- 1 (a) Using information from the stimulus material, identify **two** reasons why crowding out may **not** occur.

1 .....

.....

2 .....

.....

[2]

- (b) Using **Fig. 1**, explain how savings can promote economic growth.

.....

.....

.....

.....

[2]

- (c) Using **Fig. 2**, explain the relationship between the Gini coefficient and economic growth rate.

.....

.....

.....

.....

.....

.....

.....

.....

.....

.....

[4]

- (d) Using information from the stimulus material, calculate the UK's 12 month inflation rate in January 2020.

.....

.....

.....

.....

[2]



A series of 25 horizontal dotted lines for writing.





A series of 25 horizontal dotted lines spanning the width of the page, intended for writing.

.....

.....

.....

.....

.....

.....

.....

.....

.....

.....

.....

.....

.....

.....

.....



A series of 25 horizontal dotted lines spanning the width of the page, intended for writing.



**ADDITIONAL ANSWER SPACE**

If additional space is required, you should use the following lined page(s). The question number(s) must be clearly shown in the margin(s).

A large area of horizontal dotted lines for writing answers, with a solid vertical line on the left side. The lines are evenly spaced and extend across the width of the page.

A grid of 20 columns and 30 rows of dotted lines for writing. The grid is formed by a solid vertical line on the left and horizontal dotted lines. The first column is narrow, while the remaining 19 columns are wide and span the full height of the page.

A large rectangular area with a solid vertical line on the left and horizontal dotted lines, providing a space for writing answers.



**Copyright Information**

OCR is committed to seeking permission to reproduce all third-party content that it uses in its assessment materials. OCR has attempted to identify and contact all copyright holders whose work is used in this paper. To avoid the issue of disclosure of answer-related information to candidates, all copyright acknowledgements are reproduced in the OCR Copyright Acknowledgements Booklet. This is produced for each series of examinations and is freely available to download from our public website ([www.ocr.org.uk](http://www.ocr.org.uk)) after the live examination series. If OCR has unwittingly failed to correctly acknowledge or clear any third-party content in this assessment material, OCR will be happy to correct its mistake at the earliest possible opportunity.

For queries or further information please contact The OCR Copyright Team, The Triangle Building, Shaftesbury Road, Cambridge CB2 8EA.

OCR is part of Cambridge University Press & Assessment, which is itself a department of the University of Cambridge.