

Please check the examination details below before entering your candidate information

Candidate surname					Other names				
Centre Number					Candidate Number				
<input type="text"/>	<input type="text"/>	<input type="text"/>	<input type="text"/>	<input type="text"/>	<input type="text"/>	<input type="text"/>	<input type="text"/>	<input type="text"/>	<input type="text"/>

Pearson Edexcel International Advanced Level

Time 1 hour 45 minutes

Paper reference **WEC12/01**

Economics

International Advanced Subsidiary

UNIT 2: Macroeconomic performance and policy

You must have:
Source Booklet (enclosed)

Total Marks

Instructions

- Use **black** ink or ball-point pen.
- **Fill in the boxes** at the top of this page with your name, centre number and candidate number.
- Answer **ALL** questions in Sections A, B and C.
- Answer **ONE** question in Section D.
- Answer the questions in the spaces provided
– *there may be more space than you need.*

Information

- The total mark for this paper is 80.
- The marks for **each** question are shown in brackets
– *use this as a guide as to how much time to spend on each question.*
- Calculators may be used.

Advice

- Read each question carefully before you start to answer it.
- Check your answers if you have time at the end.

Turn over ►

P72461A

©2022 Pearson Education Ltd.

B:1/1/1/1/1



Pearson

SECTION A

Answer ALL questions in this section.

Questions must be answered with a cross in a box ☒. If you change your mind about an answer, put a line through the box ☒ and then mark your new answer with a cross ☒.

1 Which **one** of the following illustrates the conflict between the macroeconomic objectives of a low rate of inflation and a low rate of unemployment?

- A A long-run classical AS curve
- B An AD curve
- C A short-run Phillips curve
- D A SRAS curve

(Total for Question 1 = 1 mark)

2 In 2021 it was estimated that many workers in India left their jobs to search for new employment.

Which **one** of the following describes this cause of unemployment?

- A Demand deficient
- B Frictional
- C Seasonal
- D Structural

(Total for Question 2 = 1 mark)

3 The Government of Saudi Arabia estimates that, in 2022, its spending will be \$255 billion and its tax revenue will be \$279 billion.

Ceteris paribus, which **one** of the following can be deduced from this information?

- A There will be a net withdrawal from the circular flow of income
- B There will be a net injection into the circular flow of income
- C There will be a balance of trade deficit
- D There will be a balance of trade surplus

(Total for Question 3 = 1 mark)

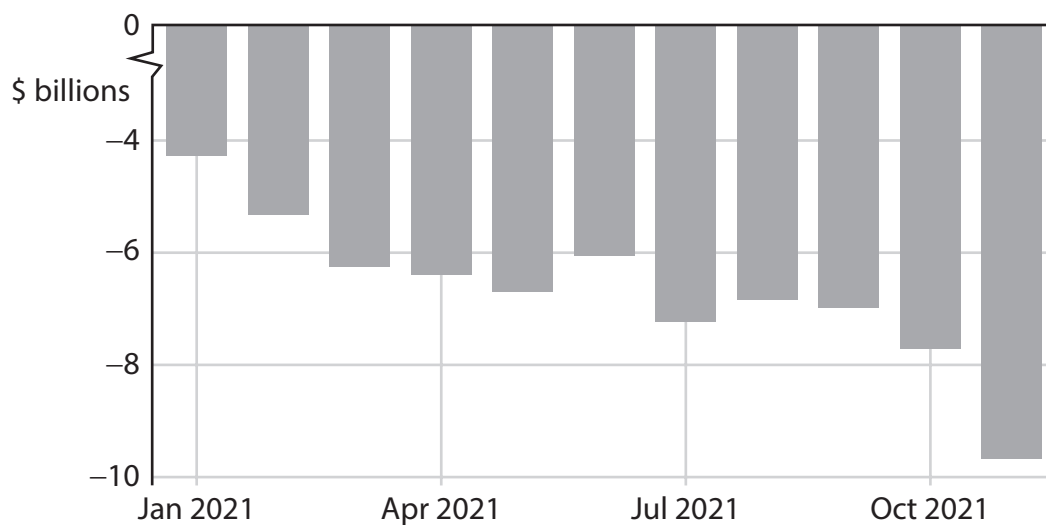
DO NOT WRITE IN THIS AREA

DO NOT WRITE IN THIS AREA

DO NOT WRITE IN THIS AREA



- 4 The chart shows France's monthly balance of trade in goods and services, January 2021 to November 2021.



(Source: adapted from <https://tradingeconomics.com/france/balance-of-trade>)

Which **one** of the following is the most likely reason for this trend in France's balance of trade in goods and services?

- A An increase in the savings ratio
- B An increase in relative productivity
- C An increase in the exchange rate
- D An increase in the quality of exports

(Total for Question 4 = 1 mark)

- 5 Between January 2021 and December 2021 the central bank of the USA increased its asset purchases (quantitative easing) from \$7.3 trillion to \$8.8 trillion.

Which **one** of the following is the most likely impact of an increase in asset purchases (quantitative easing)?

- A A decrease in the availability of credit
- B A decrease in the rate of inflation
- C An increase in the rate of unemployment
- D An increase in the money supply

(Total for Question 5 = 1 mark)

DO NOT WRITE IN THIS AREA

DO NOT WRITE IN THIS AREA

DO NOT WRITE IN THIS AREA



6 The table shows Ireland's Gross Domestic Product (GDP) between 2018 and 2020.

Year	GDP (\$ billion)
2018	384.9
2019	399.1
2020	425.9

(Source adapted from: <https://data.worldbank.org/>)

Which **one** of the following represents the index number for 2020, if 2018 is the base year?

- A 90.37
- B 93.71
- C 106.72
- D 110.65

(Total for Question 6 = 1 mark)

TOTAL FOR SECTION A = 6 MARKS

DO NOT WRITE IN THIS AREA

DO NOT WRITE IN THIS AREA

DO NOT WRITE IN THIS AREA



DO NOT WRITE IN THIS AREA

DO NOT WRITE IN THIS AREA

DO NOT WRITE IN THIS AREA

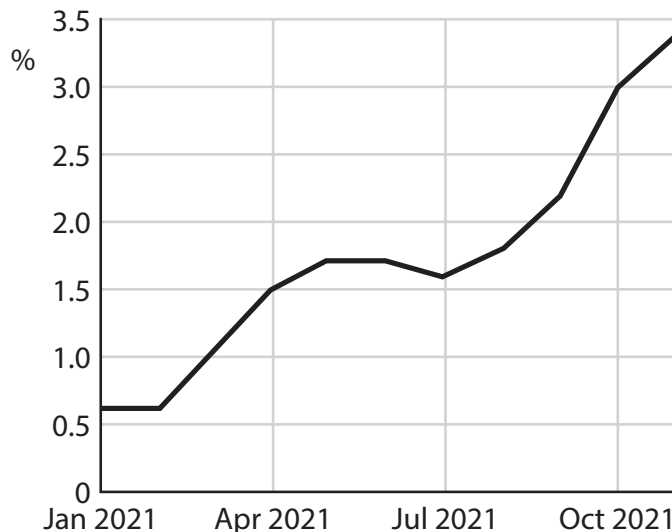
BLANK PAGE
SECTION B BEGINS ON THE NEXT PAGE.



SECTION B

Answer ALL questions in this section in the space provided.

- 7 The chart shows the annual rate of inflation in Denmark as measured by the Consumer Price Index (CPI), January 2021 to November 2021.



(Source: adapted from <https://tradingeconomics.com/denmark/inflation-cpi>)

With reference to the chart, explain **one** likely effect of this trend in the rate of inflation.

.....

.....

.....

.....

.....

.....

.....

.....

.....

.....

.....

.....

.....

.....

.....

.....

.....

.....

.....

.....

.....

.....

.....

DO NOT WRITE IN THIS AREA

DO NOT WRITE IN THIS AREA

DO NOT WRITE IN THIS AREA



DO NOT WRITE IN THIS AREA

DO NOT WRITE IN THIS AREA

DO NOT WRITE IN THIS AREA

(Total for Question 7 = 4 marks)

Four horizontal dotted lines for writing.

A large empty rectangular area for writing.



8 In 2021 average house prices in the Philippines fell by over 10%. This had a significant impact on existing homeowners.

Based on this information, draw an AD and LRAS diagram to show the likely impact of this fall in house prices on the price level **and** real output in the Philippines.

Area with horizontal dotted lines for drawing the AD and LRAS diagram.

DO NOT WRITE IN THIS AREA

DO NOT WRITE IN THIS AREA

DO NOT WRITE IN THIS AREA

(Total for Question 8 = 4 marks)



SECTION C

Study Figure 1, Figure 2 and Extract A in the Source Booklet before answering Question 12.

Write your answers in the space provided on the following pages.

- 12 (a) Define the term 'net migration' (Extract A, line 13). (2)
- (b) With reference to Figure 2 and Extract A, analyse **two** possible impacts of net migration on the UK economy. (6)
- (c) With reference to Figure 1, explain the term 'productivity'. (4)
- (d) Examine **two** likely macroeconomic effects of 'significant wage increases' (Extract A, line 21) on the UK economy. (8)
- (e) Discuss supply-side policies that the UK Government could use to increase productivity. (14)

DO NOT WRITE IN THIS AREA

DO NOT WRITE IN THIS AREA

DO NOT WRITE IN THIS AREA



12 (a) Define the term 'net migration' (Extract A, line 13).

(2)

DO NOT WRITE IN THIS AREA

DO NOT WRITE IN THIS AREA

DO NOT WRITE IN THIS AREA

.....

.....

.....

.....

.....

.....



(b) With reference to Figure 2 and Extract A, analyse **two** possible impacts of net migration on the UK economy.

(6)

Area with horizontal dotted lines for writing the answer.

DO NOT WRITE IN THIS AREA

DO NOT WRITE IN THIS AREA

DO NOT WRITE IN THIS AREA



DO NOT WRITE IN THIS AREA

DO NOT WRITE IN THIS AREA

DO NOT WRITE IN THIS AREA

Handwriting practice area with ten horizontal dotted lines.

Main blank writing area for the page.



P 7 2 4 6 1 A 0 1 5 2 8

(c) With reference to Figure 1, explain the term 'productivity'.

(4)

Area with horizontal dotted lines for writing the answer.

DO NOT WRITE IN THIS AREA

DO NOT WRITE IN THIS AREA

DO NOT WRITE IN THIS AREA



(d) Examine **two** likely macroeconomic effects of 'significant wage increases'
(Extract A, line 21) on the UK economy.

(8)

DO NOT WRITE IN THIS AREA

DO NOT WRITE IN THIS AREA

DO NOT WRITE IN THIS AREA

Area with horizontal dotted lines for writing.



DO NOT WRITE IN THIS AREA

DO NOT WRITE IN THIS AREA

DO NOT WRITE IN THIS AREA

Large empty area with horizontal dotted lines for writing.



(e) Discuss supply-side policies that the UK Government could use to increase productivity.

(14)

DO NOT WRITE IN THIS AREA

DO NOT WRITE IN THIS AREA

DO NOT WRITE IN THIS AREA

Area with horizontal dotted lines for writing.



DO NOT WRITE IN THIS AREA

DO NOT WRITE IN THIS AREA

DO NOT WRITE IN THIS AREA

Handwriting practice area with 20 horizontal dotted lines.



DO NOT WRITE IN THIS AREA

DO NOT WRITE IN THIS AREA

DO NOT WRITE IN THIS AREA

Area with horizontal dotted lines for writing.

(Total for Question 12 = 34 marks)

TOTAL FOR SECTION C = 34 MARKS



SECTION D

Answer ONE question from this section.

Write your answer in the space provided.

EITHER

- 13** In 2020 nominal GDP was \$6 billion for Guyana, \$270 billion for Finland and \$14 723 billion for China.

Evaluate the limitations of using GDP data to compare living standards between countries.

(Total for Question 13 = 20 marks)

OR

- 14** In 2021 the rate of economic growth in the Maldives was 18.87% and in India it was 12.55%.

Evaluate the potential conflicts between the objective of economic growth and **two** other macroeconomic objectives.

Refer to a country of your choice in your answer.

(Total for Question 14 = 20 marks)

DO NOT WRITE IN THIS AREA

DO NOT WRITE IN THIS AREA

DO NOT WRITE IN THIS AREA



DO NOT WRITE IN THIS AREA

DO NOT WRITE IN THIS AREA

DO NOT WRITE IN THIS AREA

Handwriting practice area with 20 horizontal dotted lines.



DO NOT WRITE IN THIS AREA

DO NOT WRITE IN THIS AREA

DO NOT WRITE IN THIS AREA

Handwriting practice area with 25 horizontal dotted lines.



DO NOT WRITE IN THIS AREA

DO NOT WRITE IN THIS AREA

DO NOT WRITE IN THIS AREA

Large central area with horizontal dotted lines for writing.



DO NOT WRITE IN THIS AREA

DO NOT WRITE IN THIS AREA

DO NOT WRITE IN THIS AREA

Large area with horizontal dotted lines for writing.

TOTAL FOR SECTION D = 20 MARKS
TOTAL FOR PAPER = 80 MARKS



DO NOT WRITE IN THIS AREA

DO NOT WRITE IN THIS AREA

DO NOT WRITE IN THIS AREA

BLANK PAGE



Pearson Edexcel International Advanced Level

Time 1 hour 45 minutes

Paper
reference

WEC12/01

Economics

International Advanced Subsidiary

UNIT 2: Macroeconomic performance and policy

Source Booklet

Do not return this Booklet with the question paper.

Turn over ►

P72461A

©2022 Pearson Education Ltd.

B:1/1/1/1/1



P 7 2 4 6 1 A



Pearson

Sources for use with Section C

The UK economy

Figure 1 Index of productivity for selected countries (2010=100), 2010 to 2020

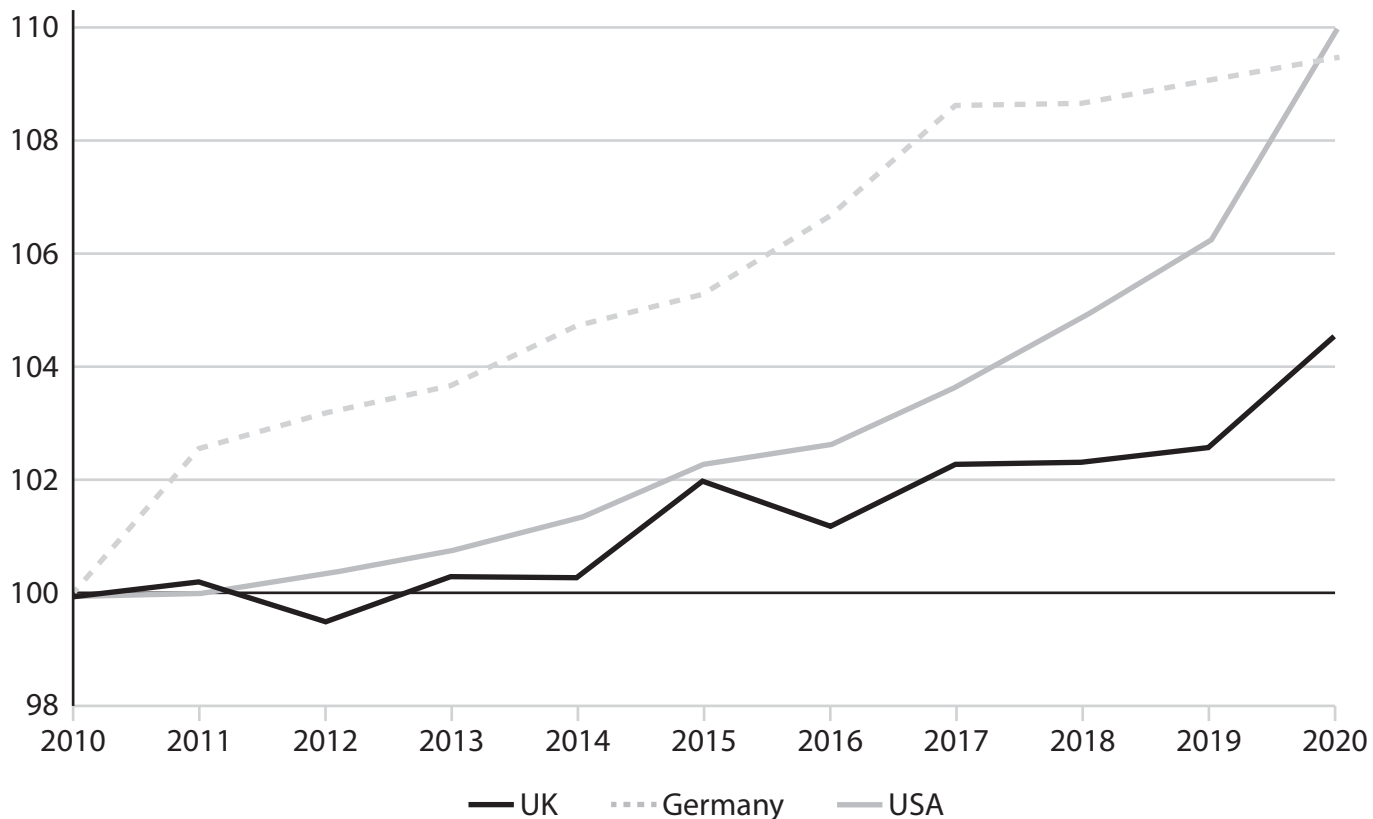


Figure 2 UK net migration, 2010 to 2019

Year	Net migration (thousands)
2010	256
2011	249
2012	161
2013	208
2014	309
2015	329
2016	248
2017	249
2018	232
2019	271

Extract A Low productivity

In 2021 the UK Government argued that the disruption in UK supply chains was mainly as a result of low wages, inadequate skills, and low productivity. The Government stated that reductions in welfare benefits and in the number of low-skilled immigrants were needed to increase the country's productivity. The UK Government suggested that a decrease in low-skilled immigration would force businesses to invest in training and in capital equipment. 5

The goal of successive UK Governments has been to increase the UK's productivity to improve living standards. However, between 1997 and 2008, the average annual productivity growth was only 1.9%. Between 2009 and 2019 it fell to 0.7%. By 2021 productivity was nearly 20% below the level it would have reached if it had continued at 1.9%. 10

Some economists believe that high rates of net migration were not the only reason for the UK's poor productivity performance. They suggested that three other factors were also significant: 15

- the 2008 global financial crisis
- the UK's decision to leave the European Union
- the 2020–2022 global health crisis.

These factors made many UK businesses particularly cautious about investing in innovation and research and development. 20

In 2021 UK employers reported they were facing significant wage increases, especially in jobs where severe shortages exist. There was a concern that these wage increases would harm the UK economy unless there was a growth in productivity. However, some economists argue that rising wages could incentivise businesses to invest in labour-saving machinery and staff training. 25

The shock of the global health crisis may provide a much-needed boost to UK productivity for reasons not associated with labour shortages. Many businesses have an opportunity to innovate and improve their operations before restarting again.

The UK Government intends to solve the country's low productivity by increasing investment in skills and in infrastructure. It is essential that it works in partnership with businesses to achieve an increase in productivity and in the rate of economic growth. 30



BLANK PAGE

Acknowledgements

Figure 1 and Extract A adapted from FT, <https://www.ft.com/content/e7a8cb3a-efcc-4d62-962b-d284545c14f6>

Figure 2 adapted from <https://www.migrationwatchuk.org/statistics-net-migration-statistics>

