



Please write clearly in block capitals.

Centre number

--	--	--	--	--

Candidate number

--	--	--	--

Surname

---

Forename(s)

---

Candidate signature

---

# A-level ECONOMICS

Paper 3 Economic principles and issues

Tuesday 4 June 2019

Morning

Time allowed: 2 hours

## Materials

For this paper you must have:

- the insert
- a calculator.

## Instructions

- Answer **all** questions.
- Use black ink or black ball-point pen. Pencil should only be used for drawing.
- Fill in the boxes at the top of this page.
- You will need to refer to the insert provided to answer **Section B**.
- You must answer the questions in the spaces provided. Do not write outside the box around each page or on blank pages.
- Do all rough work in this answer book. Cross through any work that you do not want to be marked.

## Information

- The maximum mark for this paper is 80.
- The marks for questions are shown in brackets.
- No deductions will be made for wrong answers.

For Examiner's Use	
Section	Mark
A	
B	
<b>TOTAL</b>	



J U N 1 9 7 1 3 6 3 0 1

IB/M/Jun19/E14

**7136/3**



**Section A**Answer **all** questions in this section.Only **one** answer per question is allowed.

For each answer completely fill in the circle alongside the appropriate answer.

CORRECT METHOD



WRONG METHODS

If you want to change your answer you must cross out your original answer as shown. If you wish to return to an answer previously crossed out, ring the answer you now wish to select as shown. **0 1**

A monopolistically competitive firm's demand curve is

**A** also the market demand curve.**B** inelastic throughout its length.**C** the firm's average revenue curve.**D** the same as its marginal revenue curve.**[1 mark]**

**0 2**

The table below contains selected data on a country's macroeconomic performance over a 20 year period.

Year	Unemployment (%)	Rate of inflation (%)	Balance of trade on current account (\$ bn)
1998	6.0	3.5	-20
2003	5.8	3.0	-19
2008	5.5	2.5	-12
2013	5.2	2.0	-2
2018	5.0	1.5	+3

All other things being equal, which one of the following, **A**, **B**, **C** or **D**, can be inferred from the above data?

- A** The natural rate of unemployment is falling
- B** The price level is increasing more slowly
- C** The volume of exports is increasing
- D** There is an inverse relationship between unemployment and inflation

**[1 mark]****0 3**

Which one of the following is most likely to result in complete market failure?

- A** Negative externalities in production and consumption
- B** Non-excludability and no enforceable property rights
- C** The existence of demerit goods in some markets
- D** The government setting maximum prices for excludable and rival goods

**[1 mark]**

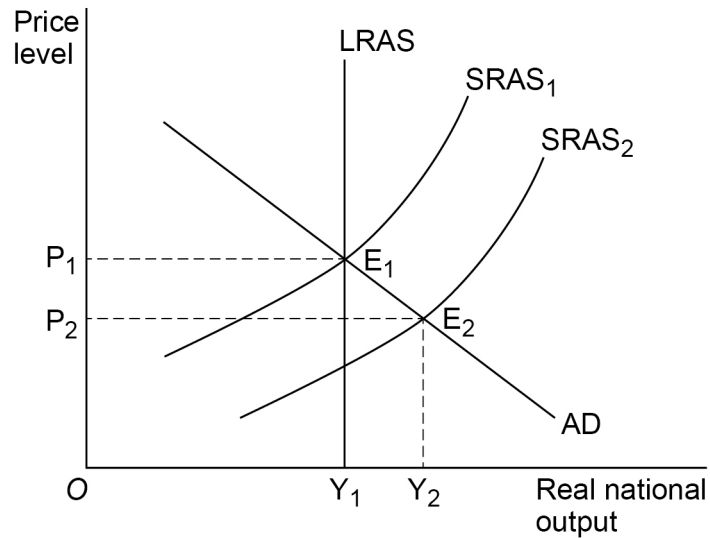
**Turn over for the next question**

**Turn over ►**



0 4

The diagram below shows the aggregate demand (AD) curve, the long-run aggregate supply (LRAS) curve, and two short-run aggregate supply (SRAS<sub>1</sub> and SRAS<sub>2</sub>) curves for an economy. The economy's initial equilibrium is at E<sub>1</sub>.



The most likely explanation for the move of the economy from its initial equilibrium at E<sub>1</sub> to a new short-run equilibrium at E<sub>2</sub> is a decrease in the

- A** level of tariffs on imports.
- B** productivity of capital.
- C** rate of wage inflation.
- D** value of government subsidies to farmers.

[1 mark]

0 5

Which one of the following policies is most likely to improve the supply side of the economy? A policy which

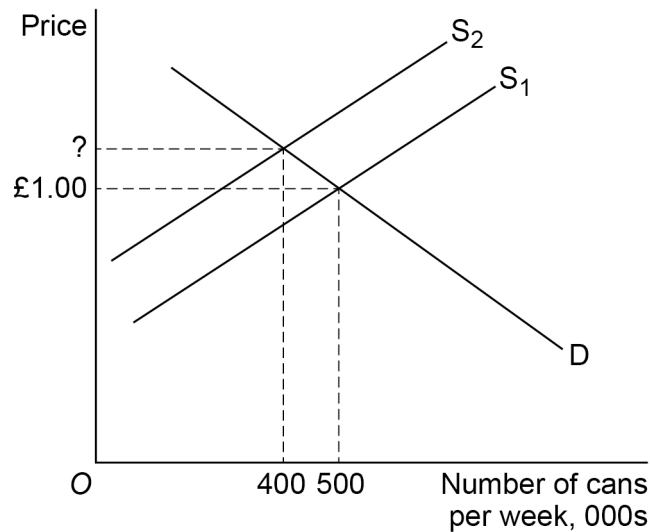
- A** increases the budget surplus.
- B** reduces the natural rate of unemployment.
- C** shifts resources from capital to labour intensive industries.
- D** shifts the burden of tax from indirect to direct taxation.

[1 mark]



0 6

The diagram below shows the market demand (D) curve and two supply ( $S_1$  and  $S_2$ ) curves for a brand of soft drink. The drink is a demerit good because of its high sugar content. The government imposes an indirect tax on each can sold that cuts consumption by 100 000 cans per week.



If the price elasticity of demand for the drink is  $-2.0$ , the price must have increased by

A 5p

B 10p

C 15p

D 20p

[1 mark]

0 7

The hypothesis of diminishing marginal utility

A assumes that at least one factor of production is fixed in the short run.

B can be used to help explain why a demand curve is downward sloping.

C explains why firms try to maximise profit.

D states that total utility must fall as consumption increases.

[1 mark]

Turn over for the next question

Turn over ►



0 8

A rational, utility maximising consumer is considering the purchase of a used car. Her final choice is between two cars which are identical in **all** respects except for the differences shown below.

	Price	Period of guarantee against faults
Car 1	£8 000	3 months
Car 2	£10 000	12 months

Based on the above information, which one of the following is the most likely explanation for the customer's purchase of Car 2? She

- A** has £10 000 of savings available to buy herself a used car.
- B** has a positive income elasticity of demand for used cars.
- C** has a price inelastic demand curve for used cars.
- D** wants to reduce the risks from asymmetric information.

[1 mark]

0 9

All other things being equal, if the velocity of circulation is constant, the quantity theory of money based on Fisher's equation of exchange,  $MV=PQ$ , predicts that an x% increase in the money supply will always cause an x%

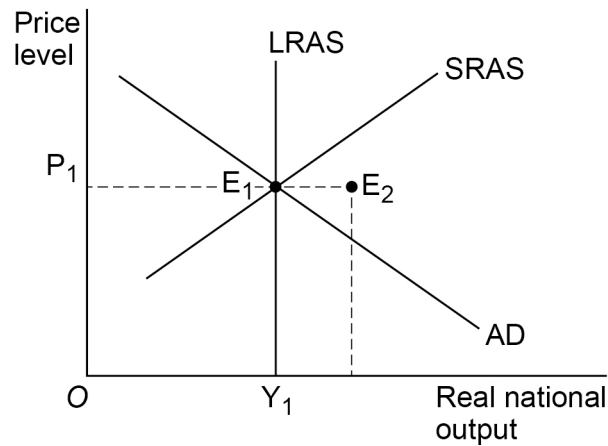
- A** decrease in the rate of interest.
- B** increase in nominal national income.
- C** increase in real national income.
- D** increase in the rate of economic growth.

[1 mark]



1 0

The diagram below shows the aggregate demand (AD) curve, the short-run aggregate supply (SRAS) curve and the long-run aggregate supply (LRAS) curve for an economy. The economy's initial equilibrium is at  $E_1$ .



The government wants to achieve economic growth without conflicting with its long-run objective of price stability. All other things being equal, which one of the following policy combinations is most likely to enable the economy to achieve a new long-run equilibrium at  $E_2$ ?

- A** A reduction in interest rates and increased government borrowing.
- B** A reduction in the budget deficit and the rate of growth of the money supply.
- C** Increased government expenditure on apprenticeships and transport infrastructure funded through borrowing.
- D** Increased government expenditure on welfare funded through higher indirect taxes.

[1 mark]

**Turn over for the next question**

**Turn over ►**



1 1

The table below shows how a firm's total cost of producing handbags changes as output increases.

Output (handbags per month)	Total cost per month (£)
0	45 000
1 000	165 000
2 000	250 000
3 000	360 000

What is the average fixed cost of producing 3 000 handbags per month?

A £15

B £105

C £110

D £120

[1 mark]

1 2

The existence of negative externalities in consumption results in a misallocation of resources. This is because at the free market level of output the

A marginal private benefit is greater than the marginal private cost.

B marginal private cost is greater than the marginal social cost.

C marginal social benefit is less than the marginal social cost.

D marginal social cost is less than the marginal private benefit.

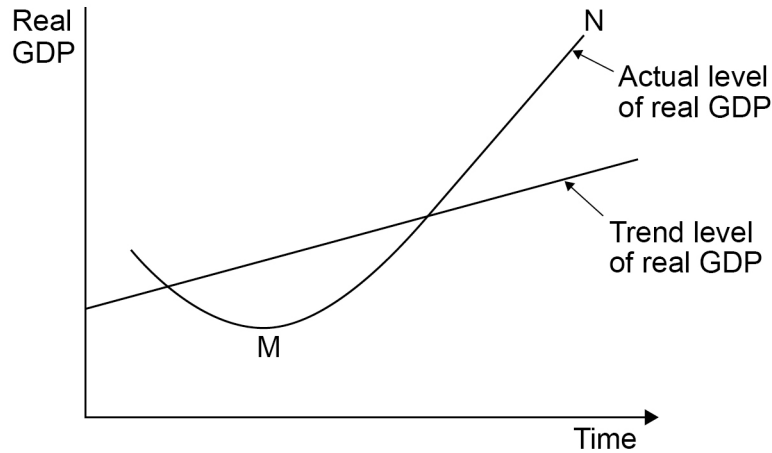
[1 mark]





1 3

The diagram below shows the actual level of real GDP and the trend level of real GDP over time for an economy. The economy starts its recovery from recession at point M. After several years of growth the economy reaches point N.



All other things being equal, which one of the following is the most likely consequence of the economy's growth path between points M and N?

- A** A decrease in the level of interest rates due to deflation.
- B** A decrease in the rate of inflation due to increased output.
- C** An increase in investment due to the accelerator process.
- D** An increase in the value of the multiplier due to a rise in the savings ratio.

[1 mark]

1 4

All other things being equal, which one of the following would be most likely to result in a reduction in inequality in the distribution of income in the UK? An increase in the

- A** amount of government tax revenue.
- B** average standard of living.
- C** level of median income.
- D** share of income of the lowest quintile.

[1 mark]

**Turn over for the next question**

**Turn over ►**



**1 5**

The table below shows different combinations of changes in the rate of interest and the government's budget position. The economy has a negative output gap. All other things being equal, which one of the combinations of policies, **A**, **B**, **C** or **D**, is most likely to reduce the economy's negative output gap?

	Rate of interest	Government's budget position	
<b>A</b>	Increase	Decrease in surplus	<input type="radio"/>
<b>B</b>	Decrease	Increase in surplus	<input type="radio"/>
<b>C</b>	Increase	Decrease in deficit	<input type="radio"/>
<b>D</b>	Decrease	Increase in deficit	<input type="radio"/>

**[1 mark]****1 6**

The table below shows the value of the Gini coefficient for a country between 2012 and 2016. Over the five year period, the government has used progressive taxation to change the distribution of income.

Year	Gini coefficient
2012	0.60
2013	0.55
2014	0.50
2015	0.45
2016	0.40

Based on the above data, which one of the following is a positive statement?

- A** A progressive tax system is the fairest way of correcting income inequality.
- B** Between 2012 and 2016 the distribution of income in the country became more equal.
- C** The Gini coefficient is the best way of measuring changes in the distribution of income.
- D** The government should continue to tax the rich to improve the distribution of income.

**[1 mark]**

1 7

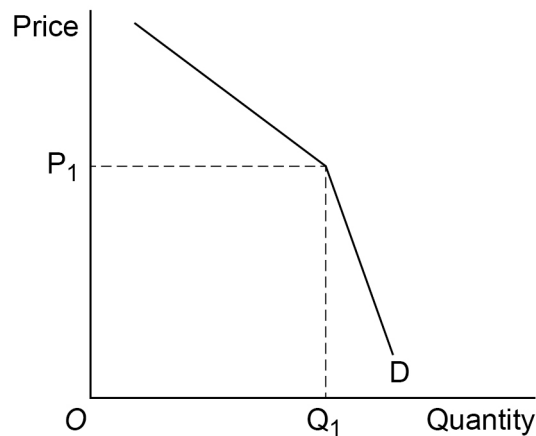
The UK's labour productivity increases by only 10% over a five year period. Over the same period its main trading partners increase their productivity by 25%. All other things being equal, the most likely consequence for the UK is

- A** a decline in UK imports from its main trading partners.
- B** a 15% deterioration in its balance of trade on the current account.
- C** a loss of competitiveness against its main trading partners.
- D** the imposition of a 15% tariff on imports to maintain international competitiveness.

[1 mark]

1 8

The diagram below shows the kinked demand curve (D) for a firm operating in a competitive oligopolistic market.



The kinked demand curve model provides an explanation of why the

- A** firm colludes with competitors to set the price of  $OP_1$ .
- B** firm's demand curve becomes more elastic as it lowers its price.
- C** firm's price changes depend on competitors' pricing behaviour.
- D** firm won't change its price from  $OP_1$  even if competitors change their prices.

[1 mark]

**Turn over for the next question**

**Turn over ►**



**1 9**

A large Asian steel-producing country dumps its surplus steel on the world market. All other things being equal, if the demand for steel is price elastic, the most likely consequence for the EU market for steel will be to

**A** reduce excess capacity in the EU steel-making industry.

**B** reduce the value of steel imports into the EU.

**C** shift the demand curve for EU steel workers to the left.

**D** shift the supply curve of EU steel workers to the left.

**[1 mark]****2 0**

A company has an issued share capital of £1 million and an outstanding corporate bond issue of £200 000. To fund its expansion, the company issues additional corporate bonds for £300 000. All other things being equal, after the issue of the additional corporate bonds the ratio of the company's total debt to its equity will be

**A** 0.2:1

**B** 0.3:1

**C** 0.5:1

**D** 2.0:1

**[1 mark]****2 1**

Despite its central bank operating a policy of quantitative easing for several years, an economy has rising unemployment and a rate of inflation significantly below the target rate set by the government. All other things being equal, which one of the following actions is the central bank most likely to take in order to meet the target for inflation?

**A** A policy leading to an appreciation of the exchange rate.

**B** An increase in its base rate of interest and the reversal of its quantitative easing policy.

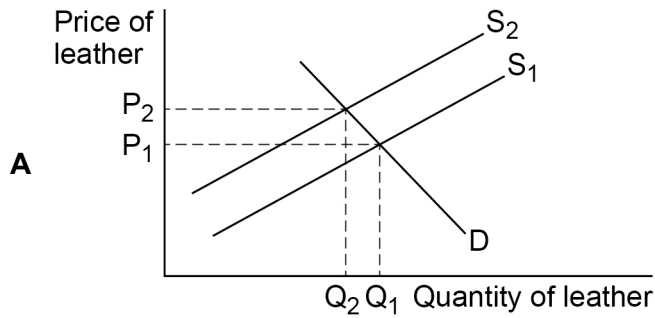
**C** Providing forward guidance indicating that the bank will continue with its programme of quantitative easing.

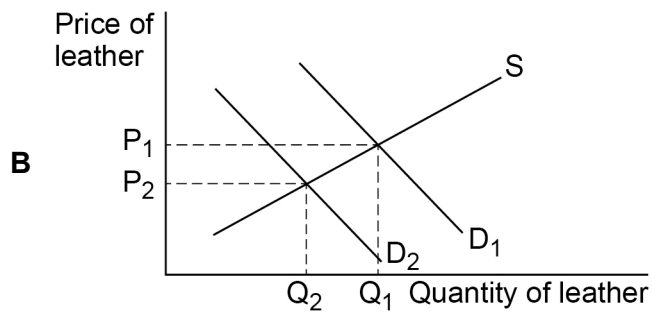
**D** Selling some of its stock of government bonds to other financial institutions.

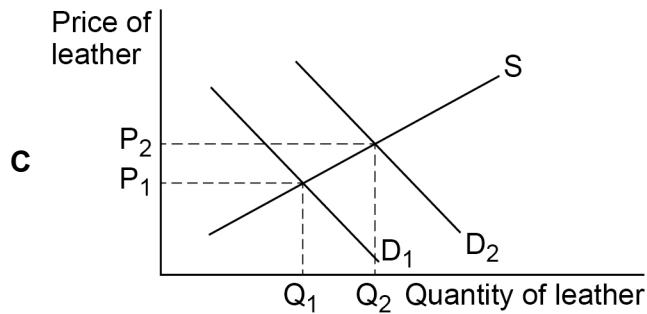
**[1 mark]**

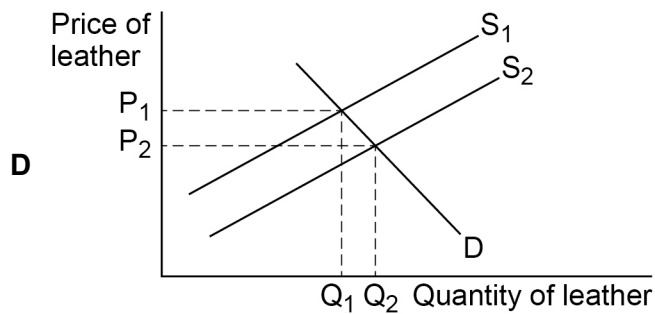
2 2

Beef and leather are in joint supply. Changes in farming methods have resulted in a significant fall in the price of chicken, a substitute for beef. All other things being equal, which one of the following diagrams, **A**, **B**, **C**, or **D**, best illustrates the effects of the fall in the price of chicken on the market for leather?










[1 mark]

Turn over ►



**2 3**

The table below shows different combinations of changes in a commercial bank's liquidity and capital ratios. All other things being equal, which one of the following combinations, **A**, **B**, **C** or **D**, is most likely to improve the bank's financial stability?

	Liquidity ratio	Capital ratio	
<b>A</b>	Increase	Decrease	<input type="radio"/>
<b>B</b>	Increase	Increase	<input type="radio"/>
<b>C</b>	Decrease	Increase	<input type="radio"/>
<b>D</b>	Decrease	Decrease	<input type="radio"/>

**[1 mark]****2 4**

An economy had a 3% increase in its real GDP over a one year period. In the same period its population grew by 5% and its rate of inflation was 2.5%. From these data it can be inferred that

- A** its Human Development Index decreased by 2%.
- B** nominal GDP per capita increased.
- C** real wages fell due to inflation.
- D** the number of unemployed people increased.

**[1 mark]****2 5**

The marginal propensity to consume (MPC) in an economy is 0.5. If the MPC increases by 20% the new value of its multiplier will be

- A** 2.0
- B** 2.5
- C** 5.0
- D** 10.0

**[1 mark]**

2 6

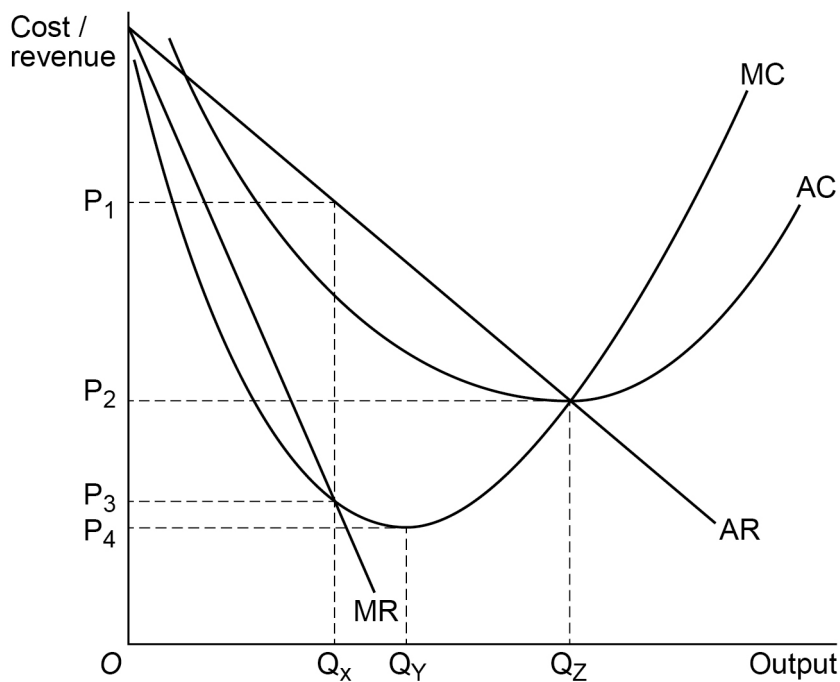
All other things being equal, which one of the following is most likely to cause the marginal revenue product of labour curve in the shoe manufacturing industry to shift to the right?

- A A decrease in money wage rates in the shoe industry.
- B A decrease in the number of workers employed in the shoe industry.
- C An increase in the market demand for shoes.
- D An increase in the number of firms competing in the shoe industry.

[1 mark]

2 7

The diagram below shows the average revenue and marginal revenue (AR and MR) curves, and the average cost and marginal cost (AC and MC) curves, for the only firm in an industry.



If the market is highly contestable, in the long run, the firm is most likely to set its price at

- A  $OP_1$
- B  $OP_2$
- C  $OP_3$
- D  $OP_4$

[1 mark]

Turn over ►



**2 8**

A country experiences a large net capital outflow. All other things being equal, the most likely consequence of this in the short run will be a decrease in

**A** its exchange rate.

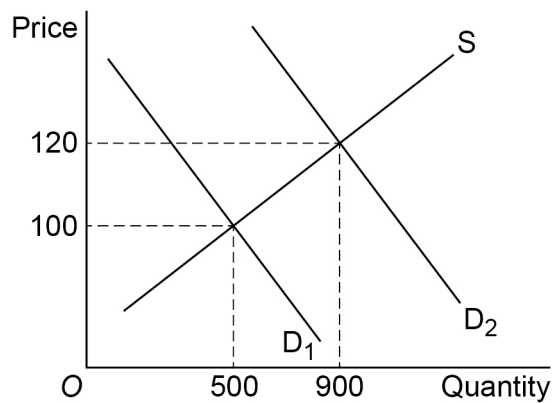
**B** its net income from overseas investments.

**C** its rate of interest.

**D** the value of exports and imports.

**[1 mark]****2 9**

The diagram below shows two market demand curves ( $D_1$  and  $D_2$ ) and the market supply curve ( $S$ ), for Good X.



The price elasticity of supply of Good X when the demand curve shifts from  $D_1$  to  $D_2$  is

**A** +0.25

**B** +2.0

**C** +4.0

**D** +7.5

**[1 mark]**



**3 0**

An economy's GDP increased from £400 billion in 2016 to £428 billion in 2018. Using 2016 as the base year, what is the value of the index for GDP in 2018?

**A** 103.5**B** 106.5**C** 107.0**D** 128.0**[1 mark]****Turn over for Section B****30****Turn over ►**

**Section B**

Answer **all** questions in this section.

**Refer to the insert for Extracts A, B, C, D and E.**

**Total for this investigation: 50 marks**

**The UK's broken housing market**

**INVESTIGATION**

**Scenario**

You are an economist working for the Ministry of Housing, Communities and Local Government (MHCLG).

You have been asked to investigate the state of the UK housing market.

As part of this investigation, you are to provide answers to three questions.

**Referring to the insert**, study **Extracts A, B, C and D**, then use these extracts and your knowledge of economics to help you answer Questions 31 and 32. There is also a news report, **Extract E**, which is to be used with the other extracts to help you answer Question 33.

**3 1**

To what extent, if at all, do the data suggest that houses in the UK were more affordable in 2017 than they were in 2007? You must use the data in **Extract C** to support your assessment.

**[10 marks]**

---



---



---



---



---



---



---



---



---



---



---



---



---



---



---



---



---



---



---



---



---



---



---

---

---

---

---

---

---

---

---

---

---

---

---

---

---

---

---

---

---

---

---

---

Extra space

---

---

---

---

---

---

---

---

---

---

---

---

---

---

---

---

---

---

---

---

---

---

---

Turn over ►





*Do not write  
outside the  
box*

---

---

---

---

---

---

---

---

---

---

---

---

---

---

---

---

---

---

---

---

---

---

---

---

---

---

---

---

---

---

**Turn over ▶**



2 1



















Extra space

---

---

---

---

---

---

---

---

---

---

---

---

---

---

---

---

---

---

---

---

---

---

---

---

---

---

---













*Do not write  
outside the  
box*

Blank lined area for writing answers.

**50**

**END OF QUESTIONS**



**There are no questions printed on this page**

*Do not write  
outside the  
box*

**DO NOT WRITE ON THIS PAGE  
ANSWER IN THE SPACES PROVIDED**

**Copyright information**

For confidentiality purposes, from the November 2015 examination series, acknowledgements of third-party copyright material are published in a separate booklet rather than including them on the examination paper or support materials. This booklet is published after each examination series and is available for free download from [www.aqa.org.uk](http://www.aqa.org.uk) after the live examination series.

Permission to reproduce all copyright material has been applied for. In some cases, efforts to contact copyright-holders may have been unsuccessful and AQA will be happy to rectify any omissions of acknowledgements. If you have any queries please contact the Copyright Team, AQA, Stag Hill House, Guildford, GU2 7XJ.

Copyright © 2019 AQA and its licensors. All rights reserved.



3 6



1 9 6 A 7 1 3 6 / 3

IB/M/Jun19/7136/3