

Cambridge
International
AS & A Level

Cambridge International Examinations
Cambridge International Advanced Subsidiary and Advanced Level

CANDIDATE
NAME

CENTRE
NUMBER

--	--	--	--	--

CANDIDATE
NUMBER

--	--	--	--



COMPUTER SCIENCE

9608/42

Paper 4 Further Problem-solving and Programming Skills

October/November 2018

2 hours

Candidates answer on the Question Paper.

No Additional Materials are required.

No calculators allowed.

READ THESE INSTRUCTIONS FIRST

Write your Centre number, candidate number and name in the spaces at the top of this page.

Write in dark blue or black pen.

You may use an HB pencil for any diagrams, graphs or rough working.

Do not use staples, paper clips, glue or correction fluid.

DO NOT WRITE IN ANY BARCODES.

Answer **all** questions.

No marks will be awarded for using brand names of software packages or hardware.

At the end of the examination, fasten all your work securely together.

The number of marks is given in brackets [] at the end of each question or part question.

The maximum number of marks is 75.

This document consists of **15** printed pages and **1** blank page.

2

- 1 A bank provides bank accounts to customers.

The following pseudocode represents the operation of the bank account.

```
CALL OpenAccount()  
CALL AccountLifeTime()  
CALL CloseAccount()  
  
PROCEDURE AccountLifeTime()  
  REPEAT  
    CALL Transactions()  
  UNTIL AccountClosed() = TRUE  
ENDPROCEDURE  
  
PROCEDURE CloseAccount()  
  IF ReopenAccount() = TRUE  
    THEN  
      CALL FlagToReopen()  
    ELSE  
      CALL DeletePermanently()  
  ENDIF  
ENDPROCEDURE
```

- (a) Complete the JSP structure diagram for this bank account from the pseudocode given.



Bank account

[6]

3

(b) A transaction can be a credit (deposit) or a debit (withdrawal).

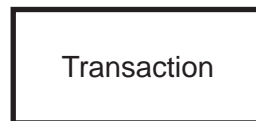
There are two types of transaction that are credits (deposits). These are:

- SWIFT payment
- BACS payment

There are three types of transaction that are debits (withdrawals). These are:

- Debit card payment
- Cheque payment
- Online payment

Complete the JSP structure diagram to represent these additional requirements.



[4]

4

- 2 A declarative language is used to represent facts and rules about dogs that perform tasks to help people.

```

01 type(pointer, gundog).
02 type(flushing, gundog).
03 type(retriever, gundog).
04
05 is_a(labrador, retriever).
06 is_a(newfoundland, retriever).
07 is_a(cocker_spaniel, flushing).
08 is_a(springer_spaniel, flushing).
09 is_a(king_charles, flushing).
10 is_a(english_setter, pointer).
11 is_a(irish_setter, pointer).
12
13 fav_bird(pointer, grouse).
14 fav_bird(flushing, pheasant).
15 fav_bird(retriever, waterfowl).
16
17 type(X, Y) IF is_a(Z, X) AND type(Z, Y).

```

These clauses have the following meaning:

Clause	Explanation
01	A pointer is a type of gundog.
05	A labrador is an example of a retriever.
13	The favourite bird of a pointer is a grouse.
17	x is a type of Y if z is an example of x and z is a type of Y .

- (a) More facts are to be included.

A **standard poodle** is an example of a waterdog. A waterdog is a type of gundog.

Write the additional clauses to record these facts.

18

19

[2]

- (b) Using the variable `P`, the goal

```
is_a(P, retriever)
```

returns

```
P = labrador, newfoundland
```

Write the result returned by the goal

```
is_a(H, pointer)
```

H = [2]

- (c) Write a query, using the variable `w`, to find out what an **irish setter** is an example of.

..... [2]

- (d) `Y` is the favourite bird of dog `X`.

Complete the following rule:

```
fav_bird(X, Y) IF .....
```

..... [3]

- (e) State the value returned by the goal

```
NOT(is_a(labrador, retriever))
```

..... [1]

- 3 A bubble sort algorithm is used to sort an integer array, `List`. This algorithm can process arrays of different lengths.

(a) Write **pseudocode** to complete the bubble sort algorithm shown.

```

01 FOR Outer ← ..... TO 0 STEP - 1
02   FOR Inner ← 0 TO (.....)
03     IF ..... > .....
04       THEN
05         Temp ← .....
06         List[Inner] ← .....
07         List[Inner + 1] ← .....
08       ENDIF
09   ENDFOR
10 ENDFOR

```

[7]

(b) (i) State the order of the sorted array.

..... [1]

(ii) State which line of the algorithm you would change to sort the array into the opposite order.

State the change you would make.

Line

Change

.....

[1]

- 4 A circus is made up of performers. There are three types of performer: clown, acrobat and aerial.

The following data are stored for each performer.

- First name
- Last name
- Secondary role (that can be edited)
- Stage name (that can be edited)
- Type of performer (PerfType)

The following statements apply to performers.

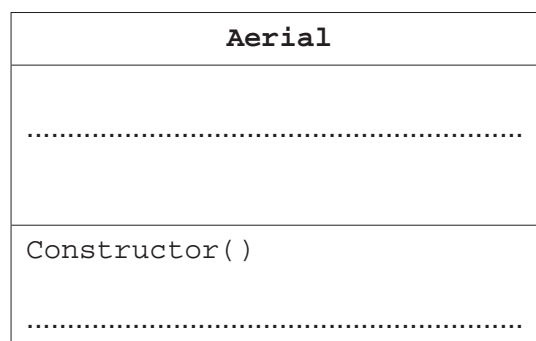
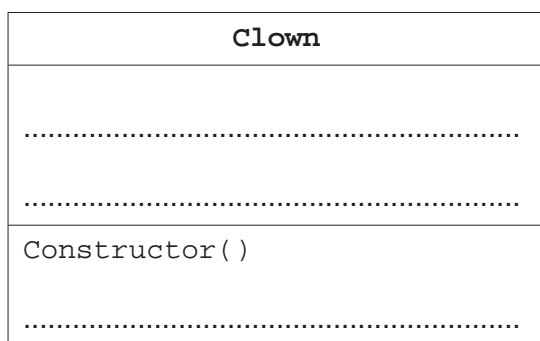
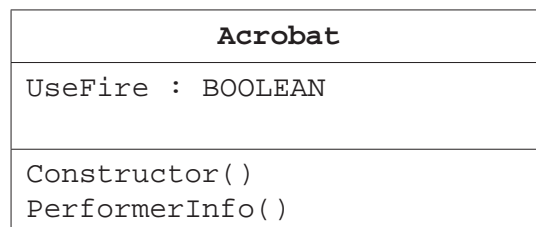
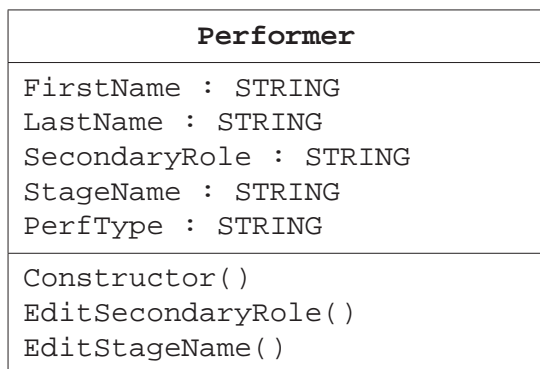
- An acrobat may or may not use fire in his or her act.
- An aerial performer can be one of two types: either catcher or flyer.
- Each clown has an item, such as a water-spraying flower or a unicycle.
- Each clown also has a musical instrument, such as a guitar or an oboe.

Each of the three types of performer has a method that will display all of the information about that performer in a specific format. For example:

Sally Superstar (real name Sally Smith) is an acrobat. Fire is part of Sally Superstar's act. When not performing, Sally Superstar is a set changer.

- (a) Complete the following class diagram to show the **attributes**, **methods** and **inheritance** for the program.

You do not need to write the get and set methods.



[4]

(c) The program will display the acrobat information as follows:

<p><i>Sally Superstar (real name Sally Smith) is an acrobat. Fire is part of Sally Superstar's act. When not performing, Sally Superstar is a set changer.</i></p>
--

Write **program code** for the `Acrobat` class.

Programming language

Program code

.....

.....

.....

.....

.....

.....

.....

.....

.....

.....

.....

.....

.....

.....

.....

.....

.....

.....

.....

.....

.....

.....

.....

.....

.....

.....

.....

.....

.....

.....

.....

.....

.....

.....

.....

..... [8]

(d) Information about a performer is as follows:

Amazing Alex (real name Alex Tan) is an acrobat. Fire is part of Alex's act. When not performing, Amazing Alex is a popcorn seller.

(i) Write **program code** to create an instance of an object with the identifier `Acrobat_1`.
All attributes of the instance should be fully initialised.

.....

.....

.....

..... [3]

(ii) Explain **inheritance** with reference to the circus example.

.....

.....

.....

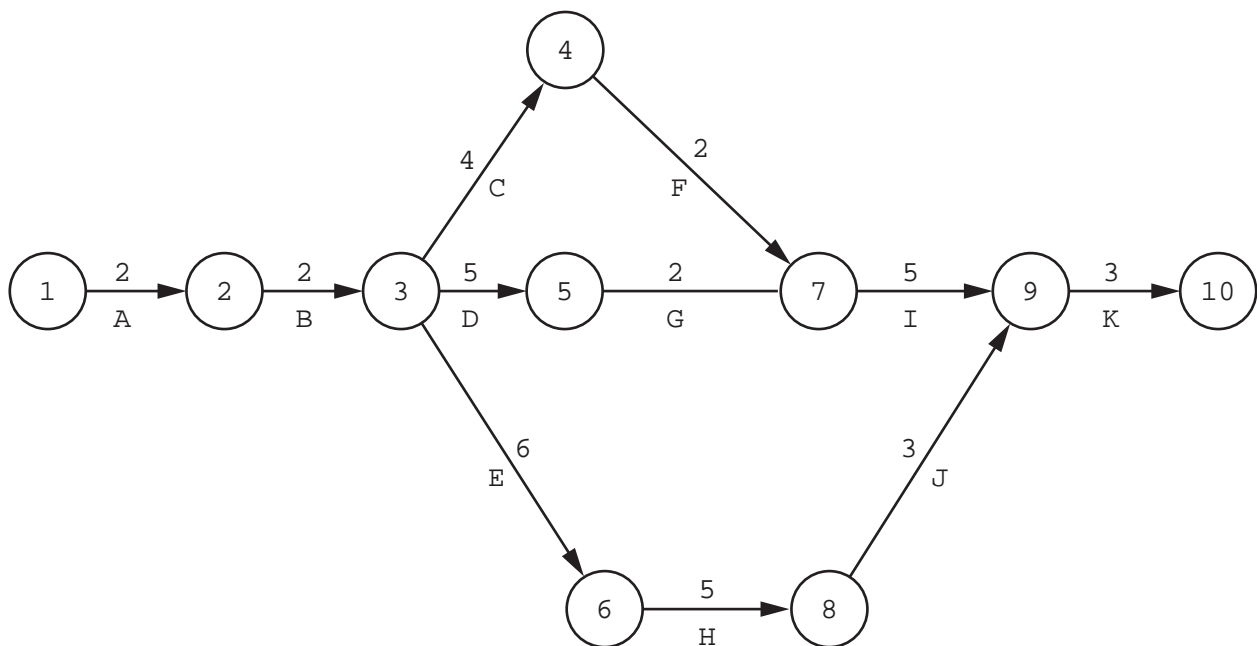
.....

.....

.....

..... [2]

5 A Program Evaluation Review Technique (PERT) chart has been constructed for a project that is at the planning stage.



(a) Complete the following GANTT chart using the information in the PERT chart.

Week number	1	2	3	4	5	6	7	8	9	10	11	12	13	14	15	16	17	18	19	20	21	22	23	24	25
A	■	■																							
B			■	■																					
C																									
D																									
E																									
F																									
G																									
H																									
I																									
J																									
K																									

[5]

(b) There are three teams working on the project. Each team is able to work on any of the activities.

Explain, with reference to the PERT chart, how work can be allocated to the three teams.

.....
.....
.....
.....
.....
..... [2]

(c) The PERT chart is used to calculate the critical path for the project.

(i) List the activities that form the critical path using the given PERT chart on page 12.

..... [1]

(ii) Explain the importance of the critical path for project delivery.

.....
.....
.....
.....
..... [2]

- 6 A linked list abstract data type (ADT) is created. This is implemented as an array of records. The records are of type `ListElement`.

An example of a record of `ListElement` is shown in the following table.

Data Item	Value
Country	"Scotland"
Pointer	1

- (a) (i) Use **pseudocode** to write a definition for the record type, `ListElement`.

.....

 [3]

- (ii) Use **pseudocode** to write an array declaration to reserve space for only 15 nodes of type `ListElement` in an array, `CountryList`. The lower bound element is 1.

..... [2]

- (b) The program stores the position of the last node in the linked list in `LastNode`. The last node always has a `Pointer` value of `-1`. The position of the node at the head of the list is stored in `ListHead`.

After some processing, the array and variables are in the following state.

ListHead
1
LastNode
3

CountryList		
	Country	Pointer
1	"Wales"	2
2	"Scotland"	4
3		-1
4	"England"	5
5	"Brazil"	6
6	"Canada"	7
7	"Mexico"	8
8	"Peru"	9
9	"China"	10
10		11
11		12
12		13
13		14
14		15
15		3

15

A **recursive** algorithm searches the list for a value, deletes that value, and updates the required pointers. When a node value is deleted, it is set to empty " " and the node is added to the end of the list.

A node value is deleted using the pseudocode statement

```
CALL DeleteNode("England", 1, 0)
```

Complete the following **pseudocode** to implement the DeleteNode procedure.

```
PROCEDURE DeleteNode(NodeValue: STRING, ThisPointer : INTEGER,
                    PreviousPointer : INTEGER)

IF CountryList[ThisPointer].Value = NodeValue

THEN

    CountryList[ThisPointer].Value ← " "

    IF ListHead = .....

        THEN

            ListHead ← .....

        ELSE

            CountryList[PreviousPointer].Pointer ← CountryList[ThisPointer].Pointer

        ENDIF

    CountryList[LastNode].Pointer ← .....

    LastNode ← ThisPointer

    .....

ELSE

    IF CountryList[ThisPointer].Pointer <> -1

        THEN

            CALL DeleteNode(NodeValue, .....,
                            ThisPointer)

        ELSE

            OUTPUT "DOES NOT EXIST"

        ENDIF

    ENDIF

ENDIF

ENDPROCEDURE
```

[5]

BLANK PAGE

Permission to reproduce items where third-party owned material protected by copyright is included has been sought and cleared where possible. Every reasonable effort has been made by the publisher (UCLES) to trace copyright holders, but if any items requiring clearance have unwittingly been included, the publisher will be pleased to make amends at the earliest possible opportunity.

To avoid the issue of disclosure of answer-related information to candidates, all copyright acknowledgements are reproduced online in the Cambridge International Examinations Copyright Acknowledgements Booklet. This is produced for each series of examinations and is freely available to download at www.cie.org.uk after the live examination series.

Cambridge International Examinations is part of the Cambridge Assessment Group. Cambridge Assessment is the brand name of University of Cambridge Local Examinations Syndicate (UCLES), which is itself a department of the University of Cambridge.