

Q1.The figure below shows magnesium burning in air.



© Charles D Winters/Science Photo Library

(a) Look at the figure above.

How can you tell that a chemical reaction is taking place?

.....
.....

(1)

(b) Name the product from the reaction of magnesium in the figure.

.....

(1)

(c) The magnesium needed heating before it would react.

What conclusion can you draw from this?

Tick **one** box.

The reaction is reversible

The reaction has a high activation energy

The reaction is exothermic

Magnesium has a high melting point

(1)

- (d) A sample of the product from the reaction in the figure above was added to water and shaken.

Universal indicator was added.

The universal indicator turned blue.

What is the pH value of the solution?

Tick **one** box.

1

4

7

9

(1)

- (e) Why are nanoparticles effective in very small quantities?

Tick **one** box.

They are elements

They are highly reactive

They have a low melting point

They have a high surface area to volume ratio

(1)

(f) Give **one** advantage of using nanoparticles in sun creams.

.....
.....

(1)

(g) Give **one** disadvantage of using nanoparticles in sun creams.

.....
.....

(1)

(h) A coarse particle has a diameter of 1×10^{-6} m.
A nanoparticle has a diameter of 1.6×10^{-9} m.

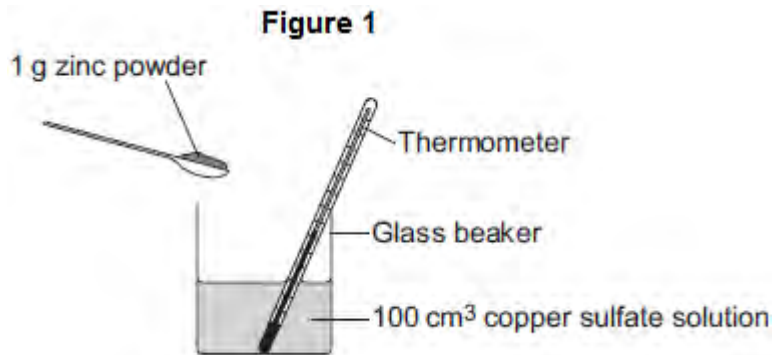
Calculate how many times bigger the diameter of the coarse particle is than the diameter of the nanoparticle.

.....
.....
.....
.....

(2)

(Total 9 marks)

Q2. A student investigates the energy released when zinc powder reacts with copper sulfate solution. The student uses the apparatus shown in **Figure 1**.



The student:

- measures 100 cm³ copper sulfate solution into a beaker
- measures the temperature of the copper sulfate solution
- puts 1 g zinc powder into the beaker
- stirs the mixture with a thermometer
- measures the highest temperature.

The student's results were:

Starting temperature = 21 °C

Highest temperature = 32 °C

(a) (i) Calculate the change in temperature.

.....

Change in temperature = °C

(1)

(ii) Calculate the energy released in the reaction.

Use the equation

$$\begin{array}{ccccccc} \text{energy released} & = & \text{volume of} & & & & \\ \text{in J} & & \text{solution} & \times & 4.2 & \times & \text{temperature change} \\ & & \text{in cm}^3 & & & & \text{in } ^\circ\text{C} \end{array}$$

.....

.....

Energy released = J

(2)

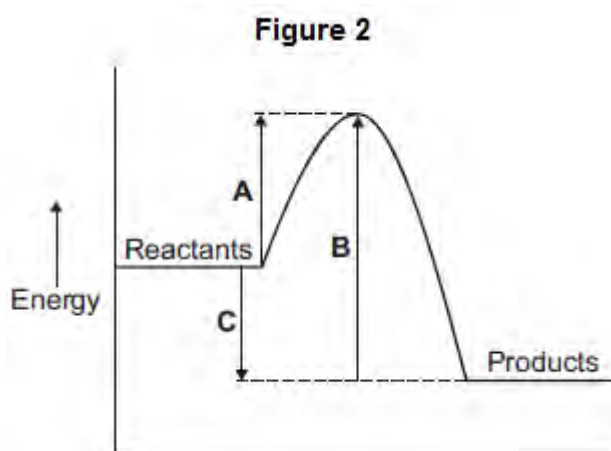
(b) The reaction of zinc with copper sulfate is exothermic.

How can you tell from the student's results that the reaction is exothermic?

.....
.....

(1)

(c) The energy diagram for the reaction is shown in **Figure 2**.



(i) How can you tell from the energy diagram that the reaction is exothermic?

.....
.....

(1)

(ii) Which arrow shows the activation energy in **Figure 2**?

Tick (✓) **one** box.

A

B

c



(1)
(Total 6 marks)

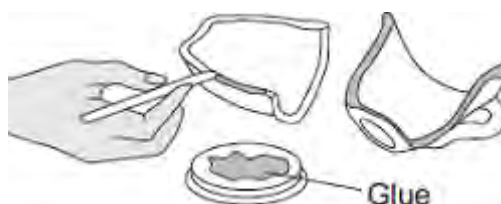
Q3. The following steps show how to use a type of glue.

Step 1 Measure out equal amounts of the liquids from tubes **A** and **B**.

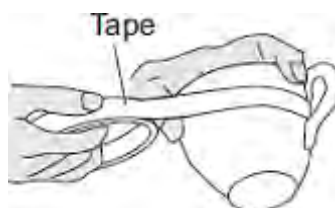


Step 2 Mix the liquids to make the glue.

Put a thin layer of the glue onto each of the surfaces to be joined.



Step 3 Put the pieces together and hold them with tape.



Step 4 Leave the glue to set.

(a) When liquids **A** and **B** are mixed a chemical reaction takes place.

This reaction is *exothermic*.

What does *exothermic* mean?

.....

(2)

(b) The time taken for the glue to set at different temperatures is given in the table below.

Temperature in°C	Time taken for the glue to set
20	3 days
60	6 hours
90	1 hour

(i) Use the correct answer from the box to complete each sentence.

decreases	increases	stays the same
-----------	-----------	----------------

When the temperature is increased the time taken for the glue to set

.....

When the temperature is increased the rate of the setting reaction

.....

(2)

(ii) Tick (✓) **two** reasons why an increase in temperature affects the rate of reaction.

Reason	Tick (✓)
It gives the particles more energy	
It increases the concentration of the particles	

It increases the surface area of the particles	
It makes the particles move faster	

(2)
(Total 6 marks)

Q4. Hand warmers use chemical reactions.



(a) The table shows temperature changes for chemical reactions **A**, **B** and **C**.

Reaction	Starting temperature in °C	Final temperature in °C	Change in temperature in °C
A	18	25	+ 7
B	17	+ 5
C	18	27	+ 9

What is the final temperature for reaction **B**? Write your answer in the table.

(1)

(b) (i) What name is given to reactions that heat the surroundings?

(1)

(ii) Which reaction, **A**, **B** or **C**, would be best to use in a hand warmer?

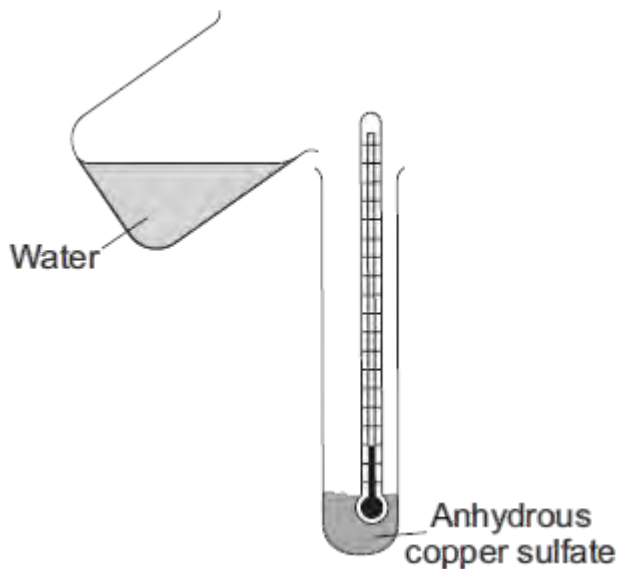
Reaction

Give a reason why you chose this reaction.

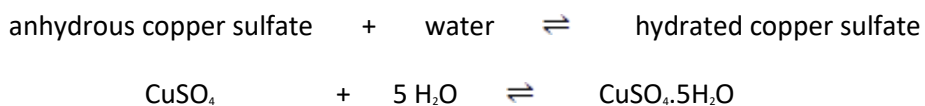
.....
.....

(2)

(c) A student added water to some anhydrous copper sulfate.



The equation for the reaction is shown.



The student measured the temperature before and after the reaction.

(i) The measurements showed that this reaction can be used for a hand warmer.

Draw a ring around the correct answer to complete the sentence.

When water is added to anhydrous copper sulfate the temperature

of the mixture

increases.

decreases.

stays the same.

(1)

(ii) Anhydrous copper sulfate is white.

What colour is seen after water is added to the anhydrous copper sulfate?

.....

(1)

(iii) What does the symbol \rightleftharpoons mean?

.....

(1)

(iv) The student heated a tube containing hydrated copper sulfate.

Name the solid substance produced.

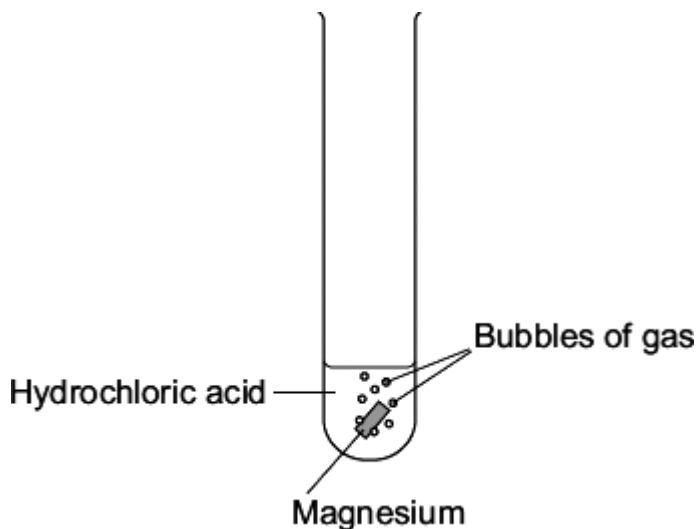
.....

(1)

(Total 8 marks)

Q5. A student investigated the reaction of magnesium with hydrochloric acid.

(a) A piece of magnesium was dropped into the hydrochloric acid.



Bubbles of gas were produced and the magnesium disappeared.

The reaction is exothermic.

(i) What measurements would the student make to show that the reaction is exothermic?

.....
.....
.....
.....

(2)

(ii) How would these measurements show that the reaction is exothermic?

.....

(1)

The student investigated how changing the concentration of the hydrochloric acid affects this reaction.

Each test tube contained a different concentration of hydrochloric acid.

The diagrams show the results of this experiment.



Test tube A



Test tube B



Test tube C



Test tube D

(b) Suggest **one** control variable in this investigation.

.....
.....

(1)

(c) (i) Which test tube, **A**, **B**, **C** or **D**, contained the greatest concentration of hydrochloric acid?

Test tube

(1)

(ii) Why did you choose this test tube?

.....
.....

(1)

(d) The student predicted that if the temperature of the acid was increased the reaction would take place faster.

Tick (✓) **two** statements in the table which explain why.

Statement	Tick (✓)
The particles move faster	
The particles collide with less energy	
The particles collide more often	
The particles are bigger	

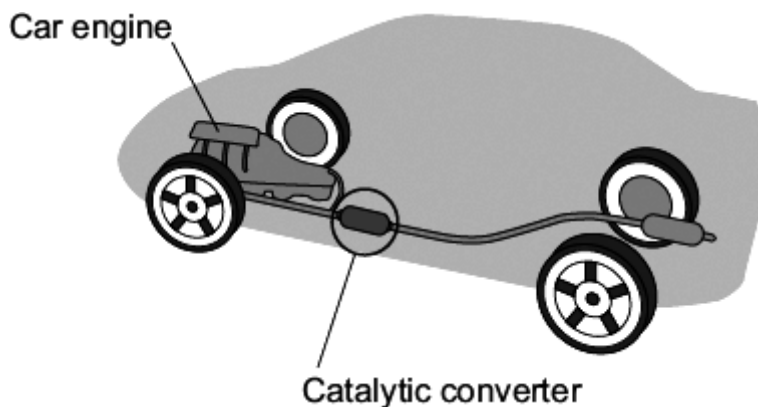
(2)
(Total 8 marks)

Q6. Read the information about car engines.

Burning petrol in air is an exothermic reaction. This reaction is used in car engines.

When petrol burns it produces harmful substances such as nitrogen oxides and carbon monoxide.

A catalytic converter stops these harmful substances being released into the air.



(a) Draw a ring around the correct answer to complete each sentence.

(i) The exothermic reaction makes the temperature of the engine

decrease.
increase.
stay the same.

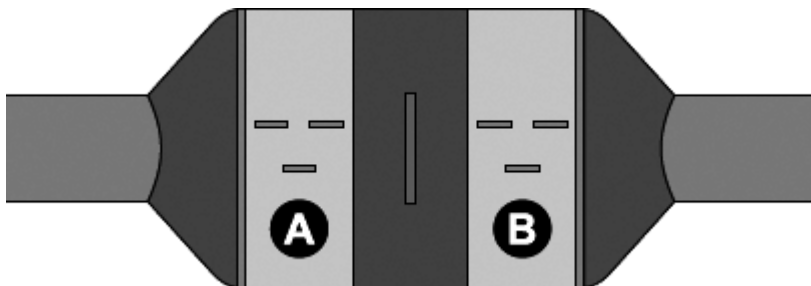
(1)

(ii) This is because during exothermic reactions

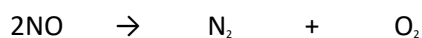
energy is taken in from the surroundings.
energy is given out to the surroundings.
there is no energy change.

(1)

- (b) The diagram shows a catalytic converter which removes harmful substances. The catalytic converter has two parts, **A** and **B**, which contain different catalysts.



- (i) The equation for the reaction that takes place in part **A** is:



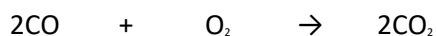
Which **one** of the substances shown in the equation is a compound?

Give the formula of this compound.

.....

(1)

- (ii) The equation for the reaction that takes place in part **B** is:



Why is it important to stop carbon monoxide (CO) from being released into the air?

.....

.....

(1)

- (c) The table lists some statements about catalysts. Only **two** statements are correct.

Tick (✓) the **two** correct statements.

Statement	Tick (✓)

A catalyst can speed up a chemical reaction.	
A catalyst is used up in a chemical reaction.	
Different reactions need different catalysts.	
A catalyst does not change the rate of a chemical reaction.	

(2)

- (d) Modern catalytic converters contain nanosized particles of catalyst. Less catalyst is needed when nanosized catalyst particles are used.

- (i) Complete the sentence.

The size of nanosized particles is than normal sized particles.

(1)

- (ii) The catalysts contain platinum.

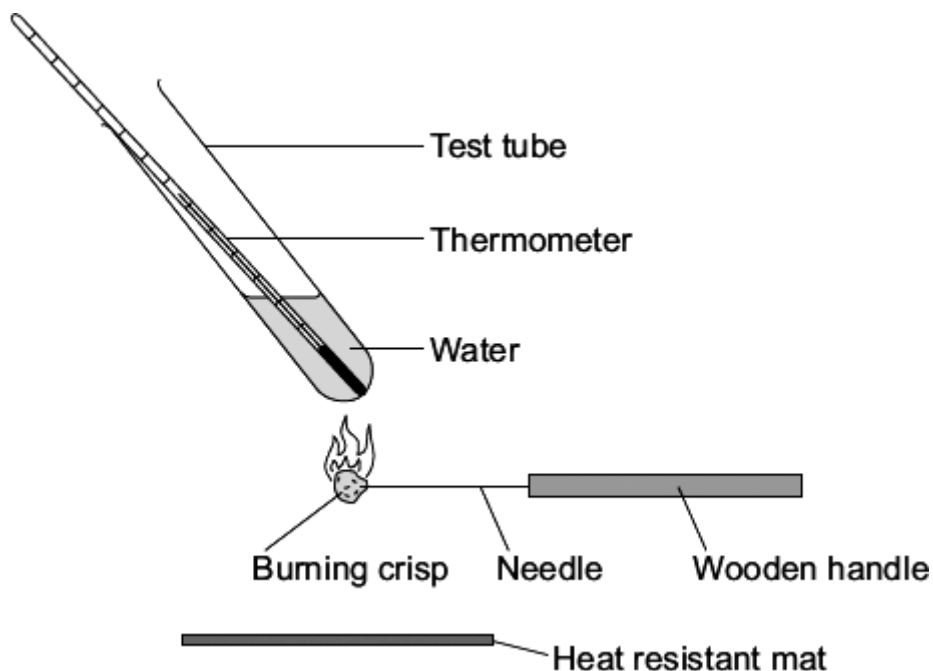
Suggest why a manufacturer of catalytic converters would want to use less catalyst.

.....

(1)

(Total 8 marks)

Q7. A student investigated the amount of energy released when four different makes of plain salted crisps were burned.



The following method was used for each make of plain salted crisp. The pieces of crisp were all the same size.

- The starting temperature of the water was measured.
- The piece of crisp was burned underneath the test tube.
- The final temperature of the water was measured.

(a) The results of the investigation are shown in the table.

	Make 1	Make 2	Make 3	Make 4
Final temperature of the water in °C	26	25	29	25
Starting temperature of the water in °C	19	20	20	21
Temperature rise of the water in °C	7	5	9	

(i) Calculate the temperature rise for **make 4**.

.....

Temperature rise = °C

(1)

(ii) Which make of crisp, **1, 2, 3** or **4**, releases the most energy?

Make

Give a reason for your answer.

.....

.....

(2)

(b) The energy needed by a student is about 9000 kJ each day.

(i) One large bag of crisps states that the energy released by the crisps is 240 kcal.

Calculate the energy of this bag of crisps in kJ.

1 kcal = 4.2 kJ

.....

.....

Answer = kJ

(2)

(ii) Eating too many crisps is thought to be bad for your health.

Use the information above and your knowledge to explain why.

.....

.....

.....

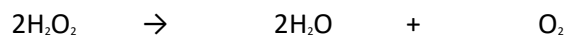
.....

(2)

(Total 7 marks)

Q8. Hydrogen peroxide decomposes slowly to give water and oxygen.

The reaction is *exothermic*.



(a) In an *exothermic* reaction, energy is given out.

Draw a ring around the correct answer to complete the sentence.

In an *exothermic* reaction, the temperature

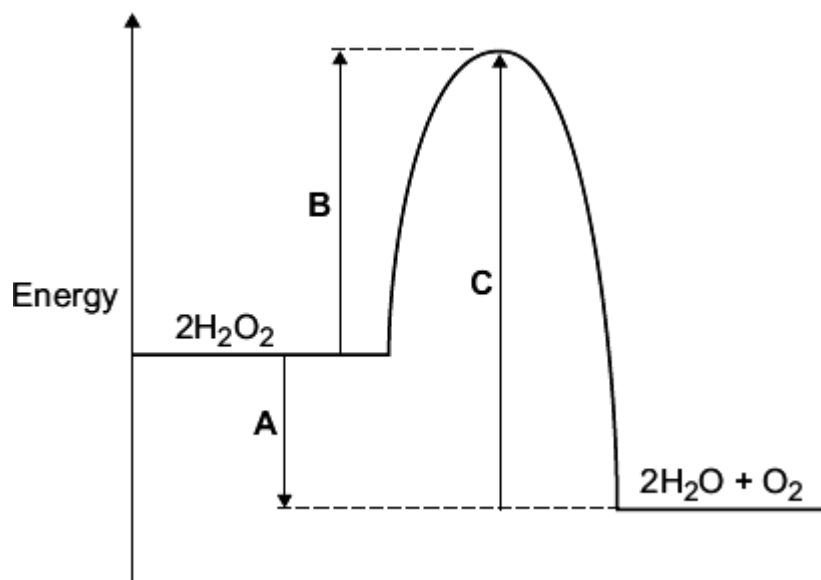
goes down.

goes up.

stays the same.


(1)

(b) The energy level diagram for this reaction is shown below.




The energy changes, **A**, **B** and **C**, are shown on the diagram.

Use the diagram to help you answer these questions.

Which energy change, A , B or C , is the activation energy?		
--	---	--

(1)

Which energy change, A , B or C , shows that this reaction is exothermic?		
--	---	--

(1)

- (iii) Hydrogen peroxide decomposes quickly when a small amount of manganese(IV) oxide is added.

Draw a ring around the correct answer to complete each sentence.

Hydrogen peroxide decomposes quickly because

manganese(IV) oxide is

a catalyst.

an element.

a solid.

activation energy.

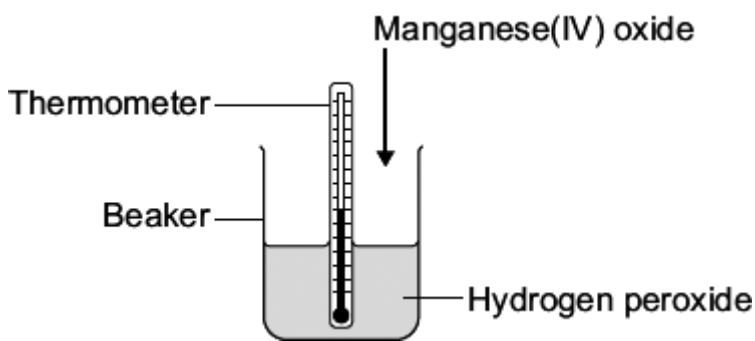
The manganese(IV) oxide has lowered the

boiling point.
temperature.

(2)

- (c) A student did an experiment to find the amount of energy produced when hydrogen peroxide solution is decomposed using manganese(IV) oxide.

The apparatus the student used is shown in the diagram.



The student first measured the temperature of the hydrogen peroxide. Then the student added the manganese(IV) oxide, stirred the mixture and recorded the highest temperature.

- (i) Suggest why the student stirred the mixture before recording the highest temperature.

.....
.....

(1)

- (ii) The biggest error in this experiment is heat loss.

Suggest how the student could change the apparatus so that less heat is lost.

.....
.....

(1)

(Total 7 marks)