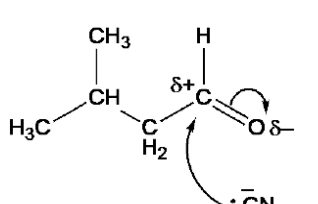
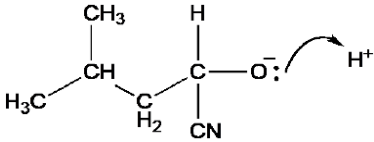
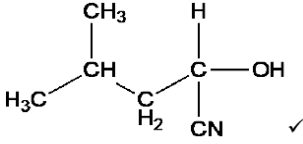
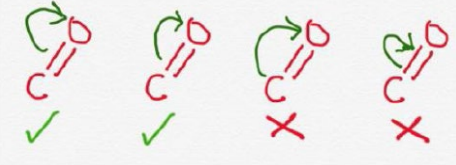
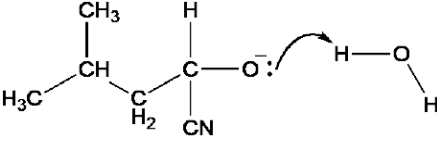
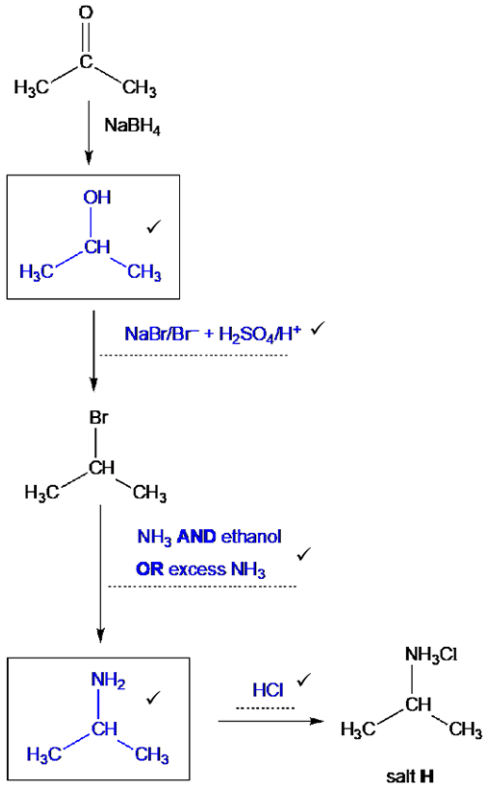
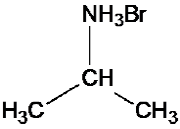
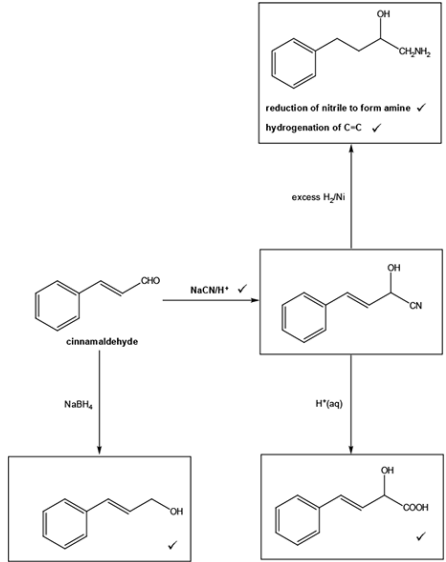
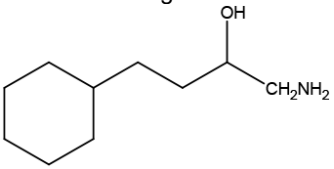


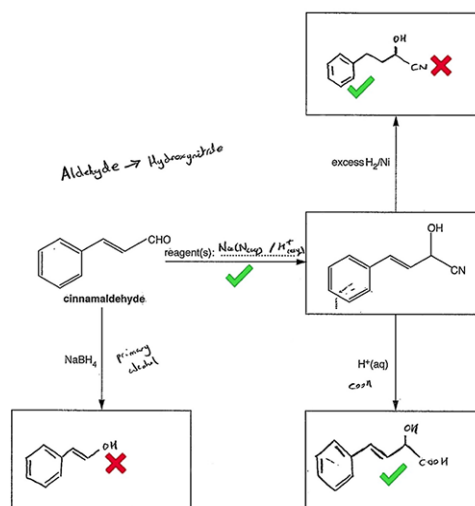
Mark scheme – Carbonyl Compounds

Question	Answer/Indicative content	Marks	Guidance
1 a	<p>F/aldehyde AND Tollens' (reagent) AND Silver (mirror/precipitate/ppt/solid) ✓</p> <p>G/alkene/C=C AND Bromine/Br₂ AND goes colourless/decolourised ✓</p> <p>G/ketone AND 2,4-dinitrophenylhydrazine AND orange/yellow/red precipitate ✓</p> <p>G/ketone AND Tollens' (reagent) AND no silver mirror/no change/no reaction ✓</p>	<p>4 (AO2.3) (AO3.3) (AO3.3) (AO3.3)</p>	<p>IGNORE use of 2,4-DNP with F</p> <p>ALLOW ammoniacal silver nitrate OR Ag⁺/NH₃ ALLOW black ppt OR grey ppt</p> <p>ALLOW bromine water/ Br₂(aq)</p> <p>ALLOW errors in spelling for 2,4-DNP ALLOW 2,4(-)DNP OR 2,4(-)DNPH ALLOW Brady's reagent or Brady's Test ALLOW solid OR crystals OR ppt as alternatives for precipitate</p> <p>ALLOW ammoniacal silver nitrate OR Ag⁺/NH₃ ALLOW black ppt OR grey ppt</p> <p>ALLOW alternative approach using acidified potassium dichromate for tests with F and/or G, with correct observations, alongside use of 2,4-DNP</p> <p>Examiner's Comments</p> <p>Candidates who found this question difficult often did not give a response that would identify all three of the functional groups (aldehyde, ketone and alkene). The use of Tollens' in identifying aldehydes was well demonstrated, however no reaction with Tollens' was less well demonstrated as a result for ketones.</p>
b i	<p>Mechanism 3 marks</p>  <p>Curly arrow from -CN to C atom of C=O ✓</p> <p>Dipole shown on C=O bond, C^{δ+} and O^{δ-}, ✓</p>	<p>5 (AO1.2) (AO1.2) (AO2.5) (AO2.5) (AO2.5) (AO1.1)</p>	<p>ANNOTATE ANSWER WITH TICKS AND CROSSES</p> <p>Curly arrow must come from lone pair on C of -CN OR CN⁻ OR from minus sign on C of -CN ion (then lone pair on CN⁻ does not need to be shown)</p> <p>Curly arrow from C=O bond must start from, OR be traced back to, any part of C=O bond and go to O</p>

	<p>AND curly arrow from C=O bond to O atom ✓</p>  <p>Curly arrow from lone pair OR – charge on O⁻ of correct intermediate to H⁺ ✓</p> <hr/> <p>Product 1 mark</p>  <hr/> <p>Name of mechanism 1 mark</p> <p>Nucleophilic addition ✓</p>		 <p>ALLOW curly arrow to H atom of H₂O, i.e.</p>  <p>IGNORE attempt to draw curly arrow showing breaking of H–O in H₂O</p> <p>IGNORE lack of dipole on H₂O</p>
ii	<p>Heterolytic One (bonded) atom/O receives both/2 electrons ✓</p> <p>Fission Breaking of a covalent bond ✓</p>	<p style="text-align: center;">2 (AO1.2)</p>	<p>ALLOW 2 electrons go to one (bonded) atom/O</p> <p>DO NOT ALLOW both pairs of electrons go to O</p> <p>IGNORE formation of ions/radicals</p> <p>For O atom, ALLOW species DO NOT ALLOW element or molecule ALLOW π bond in C=O breaks</p> <p>IGNORE breaking of C=O bond (no reference to only one bond breaking)</p> <p>'Bond breaking' is not sufficient (no reference to covalent)</p> <p>Examiner's Comments</p> <p>Candidates often referred to NaCN and HCN in their responses. Candidates who identified the correct bond breaking often then incorrectly wrote that the oxygen atom gained the lone pair of electrons.</p>
	<p>Total</p>	<p>11</p>	

2		 <p> $\text{H}_3\text{C}-\overset{\text{O}}{\parallel}{\text{C}}-\text{CH}_3$ $\downarrow \text{NaBH}_4$ $\text{H}_3\text{C}-\underset{\text{OH}}{\text{CH}}-\text{CH}_3$ ✓ $\downarrow \text{NaBr/Br}^- + \text{H}_2\text{SO}_4/\text{H}^+$ ✓ $\text{H}_3\text{C}-\underset{\text{Br}}{\text{CH}}-\text{CH}_3$ $\downarrow \text{NH}_3 \text{ AND ethanol OR excess NH}_3$ ✓ $\text{H}_3\text{C}-\underset{\text{NH}_2}{\text{CH}}-\text{CH}_3$ ✓ $\xrightarrow{\text{HCl}}$ ✓ $\text{H}_3\text{C}-\underset{\text{NH}_3\text{Cl}}{\text{CH}}-\text{CH}_3$ salt H </p>	5 (AO2.5×5)	<p>ALLOW any combination of skeletal OR structural OR displayed formula as long as unambiguous</p> <p>ALLOW HBr</p> <p>ALLOW for the bottom left structure</p> 
Total			5	
3	a	<p>Marks for each correct structure/reagent shown below</p>  <p> $\text{Ph}-\text{CH}=\text{CH}-\text{CHO}$ (cinnamaldehyde) $\downarrow \text{NaBH}_4$ ✓ $\text{Ph}-\text{CH}=\text{CH}-\text{CH}_2\text{OH}$ ✓ $\downarrow \text{NaCNH}_4$ ✓ $\text{Ph}-\text{CH}=\text{CH}-\underset{\text{OH}}{\text{CH}}-\text{CHO}$ ✓ $\downarrow \text{H}^+(\text{aq})$ ✓ $\text{Ph}-\text{CH}=\text{CH}-\underset{\text{OH}}{\text{CH}}-\text{COOH}$ ✓ $\downarrow \text{excess H}_2/\text{Ni}$ ✓ $\text{Ph}-\text{CH}_2-\underset{\text{OH}}{\text{CH}}-\text{CH}_2\text{NH}_2$ ✓ reduction of nitrile to form amine ✓ hydrogenation of C=C ✓ </p>	5	<p>ANNOTATE WITH TICKS AND CROSSES</p> <p>ALLOW any combination of skeletal OR structural OR displayed formula as long as unambiguous</p> <p>For reaction with excess H_2/Ni IGNORE hydrogenation of benzene ring i.e. the following structure scores two marks</p>  <p>ALLOW KCN/H⁺ ALLOW HCN ALLOW H₂SO₄ or HNO₃ or HCl for H⁺</p> <p>Examiner's Comments</p> <p>This question proved difficult and although the majority of candidates scored in some parts, only the very best responses secured all five marks. More detailed feedback is discussed with Exemplar 8.</p>

Exemplar 8



Cinnamaldehyde was the starting point for this flowchart of reactions.

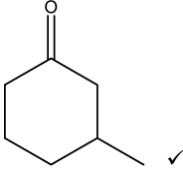
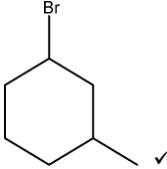
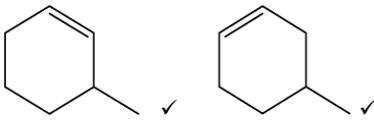
The most frequently scored mark was correct identification of the reagents required for the formation of the hydroxynitrile. This response uses NaCN/H⁺. Other candidates used HCN which was also acceptable.

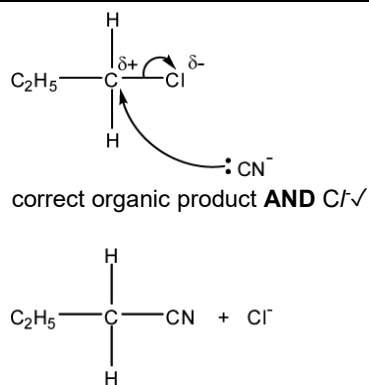
The flowchart shows two different reactions of this hydroxynitrile. The first is the reaction with excess hydrogen in the presence of Ni. Most candidates scored one mark for their product. As in this exemplar, the double bond was often reacted to form a saturated chain. Some candidates identified that the CN group would also react but instead of writing CH₂NH₂ they replaced the CN group with just NH₂, effectively removing a carbon atom from the chain. The second reaction of the hydroxynitrile is acid hydrolysis of the CN group. This response identifies the correct carboxylic acid. However, this reaction seemed unfamiliar to many candidates and a range of incorrect responses were frequently seen.

The final reaction is the reduction of cinnamaldehyde with NaBH₄. Many candidates recognised this reaction, but as can be seen in this response the alcohol group is shown on the incorrect carbon atom. This was a common error.

Candidates are advised to number carbon atoms present if provided with a complex structure, such as cinnamaldehyde. Numbering will ensure that each carbon is

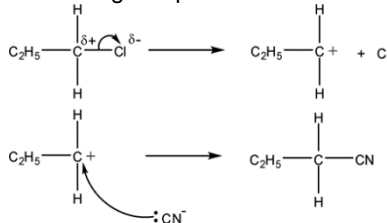
				considered when drawing reaction products and would minimise errors, such as those demonstrated in the reduction product.
b	i	Bromine/ Br ₂ AND goes colourless/decolourised ✓	1	<p>Note: both reagent and observation are required</p> <p>ALLOW bromine water/ Br₂(aq)</p> <p>Examiner's Comments</p> <p>Almost all candidates were able to correctly describe the use of bromine as a test for an unsaturated chain.</p>
	ii	Tollens' (reagent) AND Silver (mirror/precipitate/ppt/solid) ✓	1	<p>Note: both reagent and observation are required for the mark.</p> <p>ALLOW ammoniacal silver nitrate OR Ag⁺/NH₃</p> <p>ALLOW black ppt OR grey ppt</p> <p>Examiner's Comments</p> <p>Almost all candidates were able to correctly describe the use of Tollens' reagent as a test for an aldehyde functional group.</p>
	iii	(Add) 2,4-dinitrophenylhydrazine AND orange/yellow/red precipitate ✓ Take melting point (of crystals) ✓ Compare to known values/database ✓	3	<p>ALLOW errors in spelling ALLOW 2,4(-)DNP OR 2,4(-)DNPH ALLOW Brady's reagent or Brady's Test ALLOW solid OR crystals OR ppt as alternatives for precipitate</p> <p>Mark second and third points independently of response for first marking point</p> <p>DO NOT ALLOW 2nd and 3rd marks for taking and comparing boiling points OR chromatograms</p> <p>Examiner's Comments</p> <p>The use of 2,4-dinitrophenylhydrazine as a test for the carbonyl group is well known by candidates at this level. The majority of the cohort correctly identified this test and the subsequent analysis of the melting point of the products as a method of identifying each compound. Lower ability candidate responses made reference to analysis of the boiling points of the cinnamaldehyde and methylcinnamaldehyde as a means of identification.</p>

Total			10
4	i	<p>Starting material from reduction reaction</p>  <p>Reagent for reduction</p> <p>NaBH₄ ✓</p> <p>Product from reaction with NaBr/H₂SO₄</p>  <p>Structural isomers</p> 	<p>5</p> <p>ALLOW any combination of skeletal OR structural OR displayed formula as long as unambiguous</p> <p>Watch for missing methyl groups</p> <p>IGNORE H⁺ / acid or H₂O or ethanol</p> <p>ALLOW sodium borohydride</p> <p>OR sodium tetrahydridoborate</p> <p>ALLOW LiAlH₄</p> <p>ALLOW in either order</p> <p>Examiner Comments There were many good answers to this synthesis question with about 40% of the cohort scoring full marks. The structure of the carbonyl and the reagent needed for reduction were well known by a majority of candidates however some reacted the alcohol group with sodium bromide to obtain -O⁻Na⁺ for the second structure. Weaker candidates did not realise that an alcohol could be dehydrated and thus failed to be awarded the final two marks.</p>
	ii	<p>3-methylcyclohexanol ✓</p>	<p>1</p> <p>ALLOW 3-methylcyclohexan-1-ol</p> <p>ALLOW 1-methylcyclohexan-3-ol</p> <p>IGNORE lack of hyphens, or addition of commas</p> <p>Examiner Comments Just over half of candidates managed to name the structure as 3-methylcyclohexanol. The most common errors included 3-methylphenol, 3-methylcyclichexanol and 3-methylhexanol.</p>
Total			6
5	i	<p>curly arrow from ⁻CN to carbon atom of C-Cl bond ✓</p> <p>Dipole shown on C-Cl bond, C^{δ+} and Cl^{δ-}, AND curly arrow from C-Cl bond to Cl atom ✓</p>	<p>2</p> <p>ANNOTATE ANSWER WITH TICKS AND CROSSES</p> <p>Curly arrow must come from lone pair on C of ⁻CN OR CN⁻</p> <p>OR from minus sign on C of ⁻CN ion (then lone pair on CN⁻ does not need to be shown)</p>

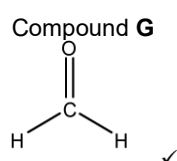
**IGNORE** NaCl **ALLOW** $\text{S}_{\text{N}}1$ mechanism:

Dipole shown on $\text{C}-\text{Cl}$ bond, $\text{C}^{\delta+}$ and $\text{Cl}^{\delta-}$,
AND curly arrow from $\text{C}-\text{Cl}$ bond to Cl atom ✓

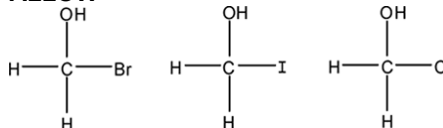
Correct carbocation **AND** curly arrow from CN^- to carbocation. Curly arrow must come from lone pair on C of CN^- **OR** CN^-
OR from minus sign on C of CN^- ion (then lone pair on CN^- does not need to be shown) ✓

correct organic product **AND** Cl^- ✓**Examiner Comments**

The mechanism for the reaction of 1-chloropropane was well done with the majority of candidates scoring two or three of the marks. Marks were not awarded when candidates used a negative charge or a lone pair sited on the nitrogen as the starting point for a curly arrow in the first stage of the reaction mechanism. The final marking point was awarded for the production of a Cl^- ion. The placing of curly arrows, dipoles and lone pairs of electrons are important when communicating by mechanisms.

**Reagents****Reaction 2:** H_2 **AND** Ni ✓

Reaction 3: Correct formula of an aqueous acid
 e.g. $\text{HCl}(\text{aq})/\text{H}_2\text{SO}_4(\text{aq})$ ✓

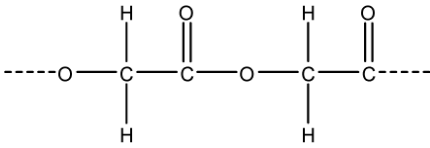
ALLOW any combination of skeletal **OR** structural **OR** displayed formula as long as unambiguous**IGNORE** name(s)**ALLOW****3**

ALLOW any suitable metal catalyst e.g. Pt
ALLOW LiAlH_4 for reagent in reaction 2
DO NOT ALLOW NaBH_4 for reagent in reaction 2

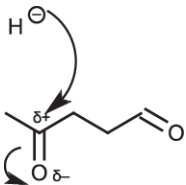
IGNORE names (*question asks for formulae*)
IGNORE references to temperature and/or pressure

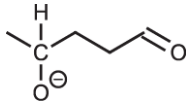
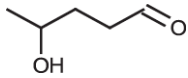
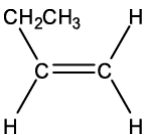
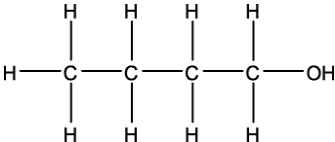
ALLOW $\text{H}^+(\text{aq})$ **IGNORE** dilute**ALLOW** formula of an acid **AND** water

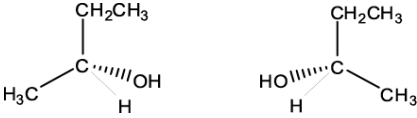
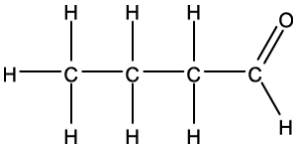
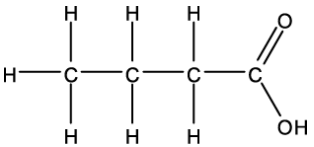
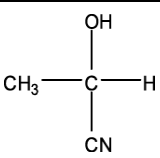
			<p>e.g. HC/ AND H₂O H₂SO₄ AND H₂O</p> <p>Examiner Comments Although many candidates were able to provide the structure of methanal as the starting material for this synthesis, the structures of chloromethanol, bromomethanol and iodomethanol were accepted as suitable alternatives. It should be noted that hydrolysis is carried out using aqueous acid and that dilute acid is not a suitable alternative.</p>
	iii	<p>Explanation</p> <p>Nitrogen electron pair OR nitrogen lone pair AND accepts a proton / H⁺✓</p> <p>Structure of salt</p> $ \begin{array}{c} \text{OH} \quad \text{H} \\ \quad \\ \text{H}-\text{C}-\text{C}-\text{NH}_3^+ \\ \quad \\ \text{H} \quad \text{H} \end{array} $ <p>AND Cl⁻ ✓</p>	<p>IGNORE NH₂ group donates electron pair</p> <p>ALLOW nitrogen donates an electron pair to H⁺</p> <p>DO NOT ALLOW nitrogen donates lone pair to acid</p> <p>IGNORE comments about the O in the -OH group</p> <p>Compound H is a base is not sufficient (<i>role of lone pair required</i>)</p> <p>DO NOT ALLOW nitrogen/N lone pair accepts hydrogen (<i>proton/H⁺ required</i>)</p> <p>ALLOW any combination of skeletal OR structural OR displayed formula as long as unambiguous</p> <p>ALLOW</p> $ \begin{array}{c} \text{OH} \quad \text{H} \\ \quad \\ \text{H}-\text{C}-\text{C}-\text{NH}_3\text{Cl} \\ \quad \\ \text{H} \quad \text{H} \end{array} $ <p><i>i.e. charges not required</i></p> <p>IF charges are shown both need to be present</p> <p>ALLOW charge either on N atom or NH₃⁺</p> <p>IF displayed then + charge must be on the nitrogen</p> <p>Examiner Comments Only 20% of candidates were awarded both marks for this question. The commonest error was a failure to state that the N atom has a lone pair of electrons that can gain a proton. Answers stating that amines accept protons or that a salt is produced when an acid reacts with a base were not credited. Where a full displayed structure is given the positive charge must be shown on the nitrogen atom, although -NH₃⁺ is acceptable. As the question required the formula of the salt, the Cl⁻ had to be included.</p>

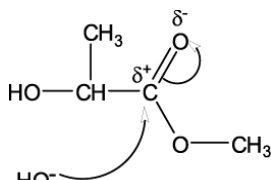
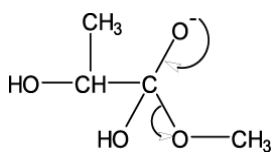
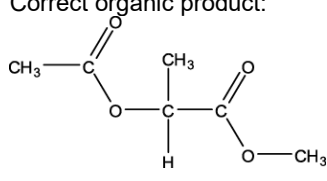
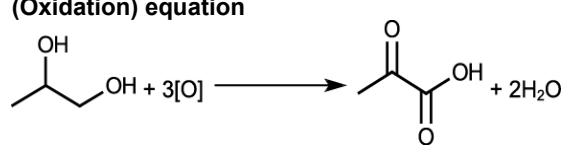
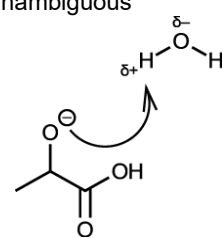
		 <p>iv</p> <p>Ester link ✓</p> <p>Rest of structure ✓</p> <p>(polymer J is biodegradable because) the ester / ester bond / ester group / polyester can be hydrolysed ✓</p>	3	<p>ALLOW any combination of skeletal OR structural OR displayed formula as long as unambiguous</p> <p>DO NOT ALLOW more than two repeat units for second marking point.</p> <p>'End bonds' MUST be shown (do not have to be dotted)</p> <p>IGNORE brackets</p> <p>IGNORE <i>n</i></p> <p>Broken down by water is not sufficient</p> <p>IGNORE references to photodegradable</p> <p>Examiner Comments</p> <p>The most common mark for this question was two out of the three marks available, with candidates giving a correct structure of the polymer but failing to express that the polymer was biodegradable due the ability of the ester functional group to undergo hydrolysis.</p>
		Total	11	
6	a i	<p>Reagent and observation</p> <p>sodium carbonate</p> <p>AND</p> <p>Fizzing/effervescence/bubbling ✓</p> <p>Equation</p> <p>Correctly balanced equation ✓</p> <p>e.g. $2\text{RCOOH} + \text{Na}_2\text{CO}_3 \rightarrow 2\text{RCOONa} + \text{CO}_2 + \text{H}_2\text{O}$</p>	2	<p>Note: both reagent and observation are required for first mark</p> <p>ALLOW name or formula for any suitable carbonate e.g. NaHCO_3, potassium carbonate etc.</p> <p>ALLOW reagent from equation if not stated elsewhere</p>
	ii	<p>Reagent and observation</p> <p>Tollens' (reagent)</p> <p>AND</p> <p>Silver (mirror) ✓</p> <p>Equation</p> <p>$\text{RCHO} + [\text{O}] \rightarrow \text{RCOOH}$ ✓</p>	2	<p>Note: both reagent and observation are required for first mark</p> <p>ALLOW ammoniacal silver nitrate OR Ag^+/NH_3</p> <p>ALLOW $\text{H}^+/\text{Cr}_2\text{O}_7^{2-}$ OR acidified (potassium/sodium) dichromate</p> <p>AND</p> <p>Orange to green (<i>this would identify the aldehyde from the carboxylic acid, ketone and esters</i>)</p>

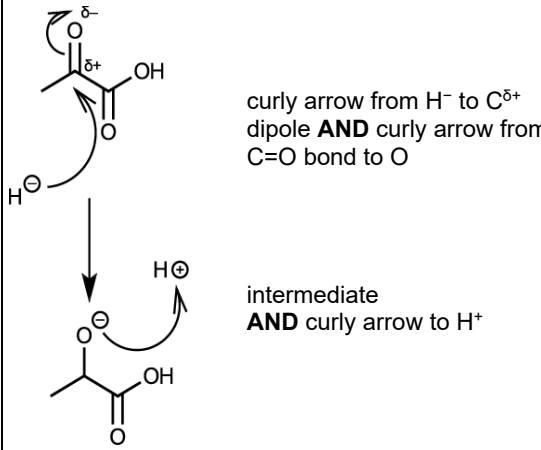
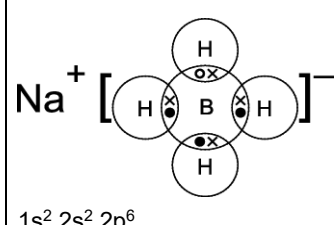
	b	<p>2,4-dinitrophenylhydrazine AND Orange/yellow/red precipitate ✓</p>	1	<p>ALLOW errors in spelling ALLOW 2,4(-)DNP OR 2,4(-)DNPH ALLOW Brady's reagent or Brady's Test ALLOW solid OR crystals OR ppt as alternatives for precipitate</p>
	c	<p>i</p> <p>$\text{CH}_3\text{COOC}(\text{CH}_3)_3 + \text{NaOH} \rightarrow \text{CH}_3\text{COONa} + (\text{CH}_3)_3\text{COH}$</p> <p>$\text{CH}_3\text{COONa}$ ✓ Rest of equation correct ✓</p> <p>OR</p> <p>$(\text{CH}_3)_3\text{CCOOCH}_3 + \text{NaOH} \rightarrow (\text{CH}_3)_3\text{CCOONa} + \text{CH}_3\text{OH}$</p> <p>$(\text{CH}_3)_3\text{CCOONa}$ ✓ Rest of equation correct ✓</p>	2	<p>Note: the hydrolysis of either ester may be given</p> <p>ALLOW any combination of skeletal OR structural OR displayed formula as long as unambiguous</p> <p>DO NOT ALLOW molecular formulae of products (<i>question requires structures of products to be shown</i>)</p>
		<p>ii</p> <p>Reagent and observation</p> <p>$\text{H}^+/\text{Cr}_2\text{O}_7^{2-}$ OR acidified (potassium/sodium) dichromate AND Orange to green (with CH_3OH) ✓</p> <p>Equation</p> <p>$\text{CH}_3\text{OH} + [\text{O}] \rightarrow \text{HCHO} + \text{H}_2\text{O}$ OR $\text{CH}_3\text{OH} + 2[\text{O}] \rightarrow \text{HCOOH} + \text{H}_2\text{O}$ ✓</p>	2	<p>ALLOW any combination of skeletal OR structural OR displayed formula as long as unambiguous</p> <p>DO NOT ALLOW molecular formulae (<i>question requires structures of organic compounds to be shown</i>)</p>
		<p>iii</p> <p>^{13}C NMR (1 mark)</p> <p>(It is) not possible to identify (the esters) with ^{13}C NMR AND (both) spectra would contain four peaks (with similar chemical shifts) ✓</p> <p>^1H NMR (2 marks)</p> <p>(It is) possible to identify (the esters) with ^1H NMR</p> <p>(^1H NMR spectrum of) $\text{CH}_3\text{COOC}(\text{CH}_3)_3$ has a singlet/peak between 2.0–3.0 (ppm)</p>	3	<p>ALLOW 'same number of peaks' in place of 'four peaks'</p> <p>ALLOW any value or range of values within 2.0–3.0</p>

		<p>(¹H NMR spectrum of) (CH₃)₃CCOOCH₃ has a singlet/peak between 3.0–4.3 (ppm)</p> <p>All three correct statements ✓✓ Any two correct statements ✓</p>		<p>ALLOW any value or range of values within 3.0–4.3</p>
d		<p>Possible structures for ketone (2 marks)</p> $\begin{array}{c} \text{O} \\ \parallel \\ \text{CH}_3 - \text{C} - \text{CH}_2\text{CH}_2\text{CH}_3 \end{array}$ $\begin{array}{c} \text{O} \\ \parallel \\ \text{CH}_3\text{CH}_2 - \text{C} - \text{CH}_2\text{CH}_3 \end{array}$ $\begin{array}{c} \text{O} \\ \parallel \\ \text{CH}_3 - \text{C} - \text{CH} - \text{CH}_3 \\ \\ \text{CH}_3 \end{array}$ <p>All three correct ✓✓ Any two correct ✓</p> <p>Aldehyde (3 marks)</p> <p>Peak at (δ) 1.2 shows HC–R AND No H on adjacent C atom as peak is singlet ✓</p> <p>Peak at (δ) 9.6 shows H–C=O AND No H on adjacent C atom as peak is singlet ✓</p> $\begin{array}{c} \text{CH}_3 \quad \text{O} \\ \quad \parallel \\ \text{H}_3\text{C} - \text{C} - \text{C} - \text{H} \\ \\ \text{CH}_3 \end{array}$ <p>OR (2,2-)dimethylpropanal ✓</p>	5	<p>ALLOW any combination of skeletal OR structural OR displayed formula as long as unambiguous</p> <p>IGNORE names of ketones</p>
		Total	17	
7		 <p>curly arrow from H⁻ to C(δ⁺) of correct C=O group ✓</p>	4	<p>ALLOW correct structural OR displayed OR skeletal formulae OR combination of above as long as unambiguous</p> <p>First curly arrow must come from either a lone pair on H or negative charge on H</p> <p>IF aldehyde reduced OR both carbonyls reduced</p>

		<p>dipole correct AND curly arrow from C=O bond to O(δ^-) ✓</p>  <p>correct intermediate with negative charge on O ✓</p>  <p>correct product ✓</p>	<p>DO NOT AWARD first mark (second, third and fourth marks can be awarded ECF)</p> <p>IGNORE lack of C—H if entirely skeletal</p> <p>IGNORE curly arrows in second stage</p> <p>Apply ecf to error in structure e.g. CH₂ missing from the chain or —COOH / —COH instead of —CHO</p> <p>IGNORE other products</p> <p>Examiner's Comments</p> <p>Good candidates had no problem with this reaction mechanism. Some did not read the question carefully and reduced the wrong carbonyl group. Other errors included an incorrect starting position for the first curly arrow, the omission of a CH₂ unit from the carbon chain or changing the aldehyde functional group to a carboxyl group.</p>
		Total	4
8	a	<p>F–K clearly identified</p> <p>Compound F:</p>  <p>Compound G:</p>  <p>Compounds H and I:</p>	<p>6</p> <p>ANNOTATE ANSWER WITH TICKS AND CROSSES</p> <p>ALLOW any combination of skeletal OR structural OR displayed formula as long as unambiguous</p> <p>IGNORE names</p> <p>H and I can be identified either way round</p>

		 <p>Compound J:</p>  <p>Compound K:</p> 			
	b	<p>(Add) 2,4-dinitrophenylhydrazine AND orange/yellow/red precipitate</p> <p>Take melting point of crystals</p> <p>Compare to known values</p>	3	<p>NOTE: (b) is marked completely independently of (a)</p> <p>ALLOW errors in spelling ALLOW 2,4(-)DNP OR 2,4(-)DNPH ALLOW Brady's reagent or Brady's Test ALLOW solid OR crystals OR ppt as alternatives for precipitate</p> <p>Mark second and third points independently of response for first marking point</p> <p>DO NOT ALLOW 2nd and 3rd marks for taking and comparing boiling points OR chromatograms</p>	
		Total	9		
9	a	i		1	ALLOW any combination of skeletal OR structural OR displayed formula as long as unambiguous
		ii	aqueous acid OR H⁺ / H₂O	1	ALLOW H ⁺ (aq) / H ₂ SO ₄ (aq) / HCl(aq)
		iii	<p>Angle a = 109.5°</p> <p>Angle b = 104.5°</p> <p>Angle c = 120°</p> <p>Two correct All three correct</p>	2	ALLOW 109–110° ALLOW 104–105°
	b	i	It is an electron pair donor OR donates a lone pair	1	

		 <p>Curly arrow from HO⁻ to carbon atom of C=O bond</p> <p>Correct dipole AND curly arrow from C=O bond to O^{δ-}</p> <p>.....</p>	4	<p>Curly arrow must come from lone pair on O of HO⁻ OR OH⁻ OR from minus sign on HO⁻ ion (No need to show lone pair if curly arrow came from negative charge on O)</p>
		<p>ii</p>  <p>Curly arrow from negative charge on oxygen to C-O bond (to reform carbonyl π-bond)</p> <p>Curly arrow from C-O single bond to oxygen atom (to form methoxide ion)</p>		<p>IGNORE dipole on C-O single bond</p> <p>Curly arrow must come from lone pair on O OR from minus sign on O⁻ ion (No need to show lone pair if curly arrow came from negative charge on O)</p>
		<p>iii</p> <p>Correct organic product:</p>  <p>HC/</p>	2	<p>ALLOW any combination of skeletal OR structural OR displayed formula as long as unambiguous</p>
		Total	11	
10	i	<p>Oxidising agent = acidified (potassium / sodium) dichromate(VI)</p> <p>(Oxidation) equation</p>  <p>(Reduction) mechanism</p>	5	<p>ALLOW Cr₂O₇²⁻ OR K₂Cr₂O₇ OR Na₂Cr₂O₇ for dichromate</p> <p>ALLOW H⁺ OR (conc.) sulfuric acid for "acidified"</p> <p>ALLOW correct structural OR displayed OR skeletal formulae OR a combination of above as long as unambiguous</p> <p>ALLOW correct structural OR displayed OR skeletal formulae OR a combination of above as long as unambiguous</p> 

	 <p>curly arrow from H^- to $\text{C}^{\delta+}$ dipole AND curly arrow from $\text{C}=\text{O}$ bond to O</p> <p>intermediate AND curly arrow to H^+</p>		<p>ALLOW for second stage IF H_2O is used it MUST show the curly arrow from the intermediate to $\text{H}^{\delta+}$ in H_2O AND from the $\text{O}-\text{H}$ bond to the O IGNORE product IGNORE stereochemistry of intermediate</p>
ii	 <p>$\text{Na}^+ [\text{H} \text{ B } \text{H} \text{H}]^-$</p> <p>$1s^2 2s^2 2p^6$</p>	2	<p>IGNORE inner electron shells for both ions</p> <p>Three different symbols required to identify electrons from different elements</p> <p>DO NOT ALLOW $[\text{Ne}]$ OR $[\text{He}] 2s^2 2p^6$</p>
	Total	7	