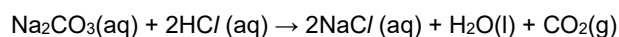

----- [6]

2(a). A student carries out a titration to determine the concentration of some hydrochloric acid.

The student titrates the hydrochloric acid against a standard solution of sodium carbonate, Na_2CO_3 . The equation is shown below.



- The student prepares $0.150 \text{ mol dm}^{-3}$ Na_2CO_3 in a 250.0 cm^3 volumetric flask.
- The hydrochloric acid is added to a 50.0 cm^3 burette.
- The student pipettes the $\text{Na}_2\text{CO}_3(\text{aq})$ using a 25.0 cm^3 pipette.

The student's burette readings are shown in the table.
The rough titre has been omitted.

- i. Complete the table by adding the titres to the table.

Final reading / cm^3	24.60	48.45	34.30
Initial reading / cm^3	0.40	24.60	10.00
Titre / cm^3

[1]

- ii. Calculate the mean titre of HCl , to the nearest 0.05 cm^3 , that the student should use for analysing the results.

mean titre = cm^3 [1]

(b). Calculate the concentration, in mol dm^{-3} , of the hydrochloric acid.

Give your answer to **3** significant figures.

concentration of HCl = mol dm^{-3} [3]

(c). In the titrations, the student measured volumes with a pipette and a burette.

- The pipette had an uncertainty of $\pm 0.04 \text{ cm}^3$ in the volume measured.
- The burette had an uncertainty of $\pm 0.05 \text{ cm}^3$ in the volume measured.

Determine whether the volume measured by the pipette or the volume measured by the burette has the greater percentage uncertainty.

[2]

3(a). Sodium hydroxide is an alkali.

What is meant by the term alkali?







----- [1]

(b). A student carries out a titration to determine the molar mass and structure of a weak acid **A**.

The student follows the method below.

- Dissolve a weighed mass of **A** in 100 cm^3 of distilled water and make the solution up to 250 cm^3 in a beaker.
- Add the solution of **A** to a burette.
- Titrate the solution of **A** with a standard solution of sodium hydroxide, NaOH.

The student carries out a trial, followed by three further titrations. The diagram shows the initial and final burette readings for the three **further** titrations. The student measures all burette readings to the nearest 0.05 cm^3 .

Titration 1		Titration 2		Titration 3	
Initial reading	Final reading	Initial reading	Final reading	Initial reading	Final reading
					

- i. Record the student's readings and the titres in the table below.

Calculate the mean titre, to the nearest 0.05 cm^3 , that the student should use for analysing the results.

	Titration 1	Titration 2	Titration 3
Final reading/cm³			
Initial reading/cm³			
Titre/cm³			

mean titre = _____ cm^3 [4]

- ii. The uncertainty in each burette reading is $\pm 0.05 \text{ cm}^3$.

Calculate the percentage uncertainty for the titre in **Titration 1**.

percentage uncertainty = _____ % [1]

- iii. The student realised that the solution of **A** had not been prepared correctly.

How should the student have made up the solution?

----- [1]

- (c). A student repeats the titration to determine the molar mass and structure of **A**.

- The student prepares a 250.0 cm³ solution from 1.513 g of **A**.
- The solution of **A** is added to the burette and titrated with 25.0 cm³ volumes of 0.112 mol dm⁻³ NaOH(aq).
- 1 mol of **A** reacts with 2 mol of NaOH.
- The student obtains a mean titre of 27.30 cm³.

- i. Calculate the molar mass of **A** from these results.

Give your answer to the nearest whole number.

Show your working.

molar mass of **A** = _____ g mol⁻¹
[4]

- ii. **A** is an organic acid, containing C, H and O only.
One molecule of **A** contains two COOH groups.

Suggest the structure of **A**.

[1]

- (d). What is meant by the term standard solution?

----- [1]

4(a). A student carries out an experiment to identify an unknown carbonate.

- The student weighs a sample of the solid carbonate in a weighing bottle.
- The student tips the carbonate into a beaker and weighs the empty weighing bottle.
- The student prepares a 250.0 cm³ solution of the carbonate.
- The student carries out a titration using 25.0 cm³ of this solution measured using a pipette with 0.100 mol dm⁻³ hydrochloric acid in the burette.

The sample of carbonate is dissolved in approximately 100 cm³ of distilled water in a beaker and the solution transferred to a volumetric flask. The volume of the solution is made up to 250.0 cm³ with distilled water.

Another student suggests two possible sources of error:

- A small amount of solid remained in the weighing bottle.
- A small amount of solution remained in the beaker.

State whether the other student's statements are correct.

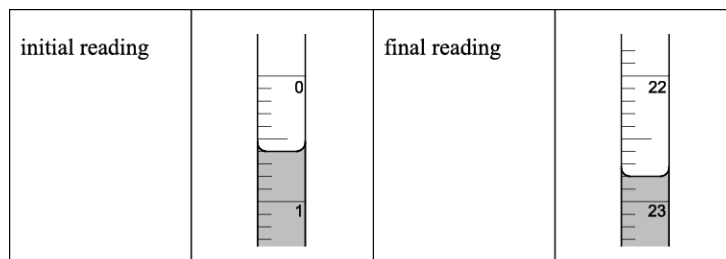
How could the procedure be improved?

[2]

(b). The student carries out the final part of the experiment by adding 0.100 mol dm⁻³ hydrochloric acid to a burette and performing a titration using a 25.0 cm³ sample of the aqueous carbonate.

The student reads the burette to the nearest 0.05 cm³.

The diagrams below show the initial burette reading and the final burette reading.

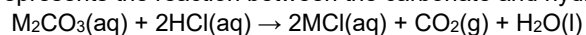


i. Record the student's readings and the titre.

- ii. Describe what the student should do next to obtain reliable results for the titration.

 ----- [1]

- (c). The equation below represents the reaction between the carbonate and hydrochloric acid.



- i. Calculate the amount, in mol, of M_2CO_3 used in the titration.

$$n(\text{M}_2\text{CO}_3) = \dots\dots\dots \text{mol} \quad [2]$$

- ii. The student's mass readings are recorded below.

Mass of weighing bottle + carbonate / g	14.92
Mass of weighing bottle / g	13.34

Use the student's results to identify the carbonate, M_2CO_3 .

Show **all** your working.

[4]

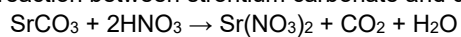
5. Ethanoic acid, CH_3COOH , is the main dissolved acid in vinegar.

Ethanoic acid is a weak acid.

What is meant by *acid* and *weak acid*?

 ----- [1]

- 6(a).** A student investigates the reaction between strontium carbonate and dilute nitric acid.



The rate of reaction is determined from the loss in mass over a period of time.

- i. Explain why there is a loss in mass during the reaction.

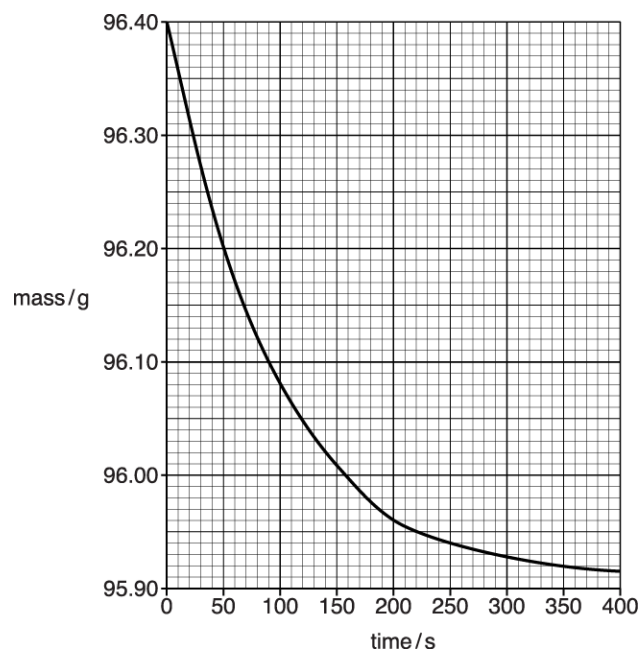
----- **[1]**

- ii. An excess of strontium carbonate, SrCO_3 , is mixed with 20.0 cm^3 of 1.25 mol dm^{-3} nitric acid, HNO_3 .

Calculate the mass of SrCO_3 that reacts with the HNO_3 .

mass = g **[3]**

- (b). The student plots a graph of total mass (reagents + container) against time.



- i. Describe and explain the change in the rate of the reaction during the first 200 seconds of the experiment.

[2]

- ii. Using the graph, calculate the rate of reaction, in g s^{-1} , at 200 seconds.

Show your working on the graph.

rate of reaction = g s^{-1} [2]

(c). Outline a method that could be used to obtain the results that are plotted on the graph.

Your answer should include the apparatus required and the procedure for the experiment.

[3]

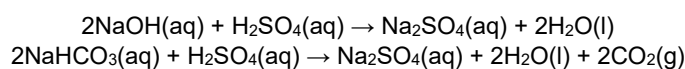
7(a). A student was given 200 cm³ of solution **X** in which sodium hydroxide, NaOH, and sodium hydrogencarbonate, NaHCO₃, had **both** been dissolved.

The student carried out **two different** titrations on samples of solution **X** using 0.100 mol dm⁻³ sulfuric acid, H₂SO₄.

- In the first titration, **both** NaOH **and** NaHCO₃ were neutralised.
- In the second titration, **only** NaOH was neutralised.

The student's results for the titrations of 25.0 cm³ samples of solution **X** are shown.

volume of H ₂ SO ₄ needed to neutralise both NaOH and NaHCO ₃	29.50 cm ³
volume of H ₂ SO ₄ needed to neutralise only NaOH	18.00 cm ³



- i. Calculate the amount, in mol, of H₂SO₄ used to neutralise **only** the NaOH in 25.0 cm³ of solution **X**.

Amount = mol **[1]**

- ii. Calculate the concentration, in mol dm^{-3} , of NaOH in solution **X**.

Concentration = mol dm^{-3} [1]

- (b). i. Calculate the amount, in mol, of NaHCO_3 in the 200 cm^3 of solution **X**.

Amount = mol [2]

- ii. Calculate the mass of NaHCO_3 in the 200 cm^3 of solution **X**.

Give your answer to **three** significant figures.

Mass = g [1]

8(a) Calcium hydroxide is both a base and an alkali. Refer to any relevant ions in your answer.

Explain what is meant by the terms *base* and *alkali*.

Base

.....
.....

Alkali

.....
.....

..... [2]

(b) A student prepares a solution of calcium nitrate from calcium carbonate.

What reagent would the student need to use?

Write the equation for the reaction.

Reagent

.....
.....

Equation

.....
.....

[2]

9 Cerium behaves as a typical metal when it reacts with dilute sulfuric acid to form the salt cerium(III) sulfate and a second product.

i. Identify the second product.

.....
[1]

ii. Write the formula of cerium(III) sulfate and, explain what has happened to the cerium in this reaction in terms of the number of electrons transferred.

Formula

Explanation

.....
.....

.....
[2]

iii. How has a salt been formed in this reaction?

.....
.....
[1]

10. Calcium phosphate(V), $\text{Ca}_3(\text{PO}_4)_2$, is a salt used in fertilisers.

Calcium phosphate(V) can be prepared by reacting together an acid and a base.

i. Suggest the **formula** of the acid used to prepare $\text{Ca}_3(\text{PO}_4)_2$.

.....
[1]

- ii. **Name** a base which could be used to prepare $\text{Ca}_3(\text{PO}_4)_2$.

[1]

11(a). A student carries out a titration to determine the molar mass of an unknown acid, **A**.

- The student dissolves 2.24 g of acid **A** in distilled water and makes the solution up to 250.0 cm^3 .
- The student titrates a 25.0 cm^3 portion of this solution with $0.120 \text{ mol dm}^{-3}$ NaOH.
- 25.25 cm^3 of $0.120 \text{ mol dm}^{-3}$ NaOH are required to reach the end point.

Name the apparatus that the student should use to

- make up the acid solution to 250.0 cm^3
- measure the 25.0 cm^3 portion of acid solution.

make up the acid solution to 250 cm^3 :

measure the 25.0 cm^3 portion:

[1]

- (b).** The acid reacts with NaOH in a 1 : 1 molar ratio.
Calculate the molar mass of acid **A**.

molar mass of acid **A** = g mol^{-1} [3]

- (c).** The student is not confident that their titre is accurate.
Suggest what the student should do next to reduce the effect of any random error in the titration.

[2]

END OF QUESTION PAPER